

**129th Boston Marathon
presented by Bank of America**

MEDIA GUIDE





BOSTON ATHLETIC ASSOCIATION

699 Boylston Street, Suite 800, Boston, Massachusetts 02116 · 617.236.1652 · baa.org

April, 2025

Dear Members of the Media,

On behalf of the Boston Athletic Association, welcome to the City of Boston and the 129th running of the Boston Marathon presented by Bank of America. On April 21, we'll welcome the world to Massachusetts, as more than 30,000 athletes aim to join the distinguished list of Boston Marathon finishers.

This year we celebrate milestone anniversaries that will make for a patriotic race weekend. The 129th Boston Marathon will be run in conjunction with the 250th anniversary of Patriots' Day, marking the American Revolution's early beginnings just a few miles north of the race route in Lexington and Concord. Patriots' Day is woven into the fabric of the Boston Marathon, with the race having been scheduled on the holiday every year since its inception in 1897.

2025 also marks 50 years of wheelchair racing in Boston. On April 21, 1975, Bob Hall made history by completing the course in 2:58, becoming the first official wheelchair finisher in Boston and paving the way for more than 1,800 athletes to follow over the coming five decades. Bob's pioneering effort helped distinguish Boston at the forefront of wheelchair racing, something that will be on full display as the world's best square off at the front of the field. Among the notable returners in the wheelchair division are defending champions Marcel Hug and Eden Rainbow-Cooper, as well as American stars Daniel Romanchuk and Susannah Scaroni. Paralympic champion Catherine Debrunner and fellow Swiss star Manuela Schär also will race.

Returning as open division champions are Hellen Obiri and Sisay Lemma. Hellen looks to become the first woman since 1999 to win three consecutive Boston Marathon titles (something only four women have ever done) while Sisay will square off against two-time winner Evans Chebet and American Olympians Conner Mantz and Clayton Young.

Beyond the professionals, the 129th running of the Boston Marathon presented by Bank of America will feature athletes from more than 100 countries striving for personal bests, fundraising goals, and finisher medals. Every participant has a unique story that has led up to the moment of starting in Hopkinton, bound for Boylston Street. Joining them are 9,500 volunteers helping every step along the way, ensuring a positive and celebratory experience for Boston veterans and first-time marathoners alike. We're proud to meet the moment and bring the magic of the marathon to life this and every Patriots' Day.

The Boston Marathon wouldn't be possible without the support of many state, local, and federal officials who coordinate public safety efforts from start to finish, as well as hundreds of thousands of spectators who line the course, energizing the eight cities and towns along the route. Thank you for making the marathon such a world-class event.

We hope that you enjoy the 129th Boston Marathon presented by Bank of America, and look forward to celebrating every athlete as they become Boston Marathoners.

Sincerely,

Dr. Cheri Blauwet
Chair of the Board

Jack Fleming
President & Chief Executive Officer

1. 129th Boston Marathon presented by Bank of America

Race Information.....	2
Media Information.....	5
Schedule of Events.....	6
129th Boston Marathon Race Storylines.....	8
129th Boston Marathon Facts and Figures.....	9
129th Boston Marathon Presenting Partner.....	11
129th Boston Marathon Official Sponsors.....	12
129th Boston Marathon Charity Program.....	15
Bank of America Boston Marathon Official Charity Program.....	16
Prize Money.....	20
Bonus Prize Structure.....	21
Boston Athletic Association Presidents and Race Directors.....	22
Land Acknowledgment.....	23

2. Course and Race Information

Course Elevations: Mile-by-Mile.....	26
Course Elevation Profile.....	27
Mile/Kilometer Course Location Marks.....	28
Kilometer Pace Chart.....	30
Mile Pace Chart.....	31
Course Map.....	32
Weather Conditions in Recent Years.....	33
Participation Through the Years.....	34
Marathon Milestones.....	37
Quarter Century Club.....	42

3. Champions

Men's Open Division.....	46
Women's Open Division.....	49
Open Champions by Country.....	50
Men.....	50
Women.....	53
Masters Division (40–49).....	54
Veterans Division (50–59).....	56
Seniors Division (60–69).....	58
70+ Division.....	60
Para Athletics Divisions.....	62
Team Competition.....	65

4. Race Synopses

Boston Marathon Yearly Synopses, 1897–2024.....	70
---	----

5. Course Records

Permanent Course Records.....	110
Progression of Course Records.....	112
Men’s Open Division.....	112
Men’s Masters Division.....	112
Women’s Open Division.....	113
Women’s Masters Division.....	113
Checkpoint Course Records.....	114
Men’s Checkpoint.....	114
Women’s Checkpoint.....	115
Course Record Splits – Boston Marathon.....	116
Complete Splits of Geoffrey Mutai’s 2011 Record Run.....	118
Complete Splits of Buzunesh Deba’s 2014 Record Run.....	119

6. Top Performances

Men’s All-Time Top 100 Performances.....	122
Women’s All-Time Top 100 Performances.....	124
All-Time Top 10 Masters (40–49) Performances.....	126
All-Time Top 10 Veterans (50–59) Performances.....	126
All-Time Top 10 Seniors (60–69) Performances.....	127
All-Time Top 10 70+ Performances.....	127
All-Time Top 10 American Men at Boston.....	128
All-Time Top 10 Times by American Men at Boston.....	128
Top Finishes by American Men at Boston.....	129
All-Time Top 10 American Women at Boston.....	131
All-Time Top 10 Times by American Women at Boston.....	131
Top Finishes by American Women at Boston.....	132
All-Time Top 10 Men at Boston.....	133
All-Time Top 10 Times by Men at Boston.....	133
All-Time Top 10 Women at Boston.....	134
All-Time Top 10 Times by Women at Boston.....	134
Women’s Champions’ Overall Finish Place.....	135
All-Time Top 10 Times by Place.....	136
Margin of Victory.....	137
Closest Finishes.....	138
World Records Established at the Boston Marathon.....	142
American Records Established at the Boston Marathon.....	142
Career Winnings.....	143

7. Abbott World Marathon Majors

Abbott World Marathon Majors Schedule.....	146
Abbott World Marathon Majors Series.....	146
Abbott World Marathon Majors Event Histories.....	148
Abbott World Marathon Majors Series Champions.....	155
World Records Set in Abbott WMM Events.....	156

8. Wheelchair Division

Wheelchair Division History	160
Men’s Professional Wheelchair Field and Bios	161
Women’s Professional Wheelchair Field and Bios.....	168
Wheelchair Division Information	176
Yearly Synopses	177
Champions	190
Champions by Country	192
Wheelchair Division Records	194
World Bests Established at the Boston Marathon	195
Career Winnings	195
Course Record Splits — Boston Marathon	196
Men’s All-Time Top 50 Performances	198
Women’s All-Time Top 50 Performances	199
Checkpoint Course Records	200
All-Time Top 10 Times by Place	201
Margin of Victory	202
Closest Finishes	202
Participation Through the Years	203
Wheelchair Road Racing Classifications	204

9. Bank of America 2025 Professional Athlete Team

Men.....	208
Women.....	242

10. Para Athletes

Para Bios.....	280
----------------	-----

1. 129th Boston Marathon presented by Bank of America

Race Information.....	2
Media Information.....	5
Schedule of Events.....	6
129th Boston Marathon Race Storylines.....	8
129th Boston Marathon Facts and Figures.....	9
129th Boston Marathon Presenting Partner.....	11
129th Boston Marathon Official Sponsors.....	12
129th Boston Marathon Charity Program.....	15
Bank of America Boston Marathon Official Charity Program.....	16
Prize Money.....	20
Bonus Prize Structure.....	21
Boston Athletic Association Presidents and Race Directors.....	22
Land Acknowledgment.....	23

129th BOSTON MARATHON PRESENTED BY BANK OF AMERICA

Date: Monday, April 21, 2025

Time:	9:06am	Wheelchair Men
	9:09am	Wheelchair Women
	9:30am	Handcycle and Duo Teams
	9:37am	Professional Men
	9:47am	Professional Women
	9:50am	Para Athletics Divisions
	10:00am	Wave 1
	10:25am	Wave 2
	10:50am	Wave 3
	11:15am	Wave 4

Distance: 26 miles, 38.5 yards (42.195 Kilometers)

Presenting Partner: Bank of America

Organizer: Boston Athletic Association

The Course: The legendary Boston Marathon course follows a point-to-point route from rural Hopkinton to Boston and is certified per the guidelines set forth by World Athletics and USA Track and Field.

Course Records:

<i>Men's Open:</i>	Geoffrey Mutai (Kenya), 2:03:02, 2011
<i>Women's Open:</i>	Buzunesh Deba (Ethiopia), 2:19:59, 2014
<i>Men's Masters:</i>	John Campbell (New Zealand), 2:11:04, 1990
<i>Women's Masters:</i>	Edna Kiplagat (Kenya), 2:21:40, 2022
<i>Men's Wheelchair:</i>	Marcel Hug (Switzerland), 1:15:33, 2024
<i>Women's Wheelchair:</i>	Manuela Schär (Switzerland), 1:28:17, 2017

2024 Champions:

<i>Men's Open</i>	<i>Sisay Lemma (Ethiopia), 2:06:17</i>
<i>Women's Open</i>	<i>Hellen Obiri (Kenya), 2:22:37</i>
<i>Men's Wheelchair</i>	<i>Marcel Hug (Switzerland), 1:15:33</i>
<i>Women's Wheelchair</i>	<i>Eden Rainbow-Cooper (Great Britain), 1:35:11</i>

To Qualify: Participants must have run a qualifying time on or after September 1, 2023, at a certified marathon. All participants must adhere to the guidelines set forth by the B.A.A., USA Track and Field or foreign equivalent, and Wheelchair Sports USA. Qualifying times must be met in competitions observing these same rules. Proof of qualification must accompany the application. Participants must be 18 years or older on race day.

Field Size: The field size limit is 30,000 official participants.

Qualifying Standards:

Age Group	Men	Women	Non-Binary
18 – 34	3:00	3:30	3:30
35 – 39	3:05	3:35	3:35
40 – 44	3:10	3:40	3:40
45 – 49	3:20	3:50	3:50
50 – 54	3:25	3:55	3:55
55 – 59	3:35	4:05	4:05
60 – 64	3:50	4:20	4:20
65 – 69	4:05	4:35	4:35
70 – 74	4:20	4:50	4:50
75 – 79	4:35	5:05	5:05
80 and Older	4:50	5:20	5:20

*Starting in 2026, Boston Marathon qualifying standards will be tightened by five minutes for age groups 18-59.

Wheelchair Qualifying Times:

Class	Age Group	Men	Women
T53 & T54	18-39.....	2:00.....	2:25
	40-49.....	2:15.....	2:40
	50 and Older.....	2:30.....	2:55
T51 & T52	18-39.....	2:45.....	3:10
	40-49.....	3:00.....	3:25
	50 and Older.....	3:15.....	3:40

Qualifying times are based upon age on race day.

Para Athletics Divisions Qualifying Times:**Visually Impaired**

Class	Age Group	Men	Women
T13	18-39	3:40	4:10
	40-59	3:55	4:25
	60-79	4:45	5:15
	80 and over	5:00	5:30
T11/T12	18-39	3:50	4:20
	40-59	4:05	4:35
	60-79	4:55	5:25
	80 and over	5:05	5:40

Lower-Limb Impairment

Class	Age Group	Men	Women
T61/63; T43	18-39	3:55	4:25
	40-59	4:15	4:45
	60-79	5:05	5:35
	80 and over	5:20	5:50
T62/64, T42/T44	18-39	3:50	4:20
	40-59	4:10	4:40
	60-79	5:00	5:30
	80 and over	5:15	5:45

Upper-Limb Impairment

Class	Age Group	Men	Women
T45/T46/T47	18-39	3:40	4:10
	40-59	3:55	4:25
	60-79	4:45	5:15
	80 and over	5:00	5:30

Para Athletics Divisions Qualifying Times continued

Coordination Impairment (T35-T38)

Class	Age Group	Men	Women
T35-T38	18-39.....	4:00.....	4:30
	40-59.....	4:30.....	5:00
	60-79.....	5:00.....	5:30
	80 and over	5:15.....	5:45

Intellectual Impairment (T20)

Class	Age Group	Men	Women
T20	18-39.....	3:50.....	4:20
	40-59.....	4:05.....	4:35
	60-79.....	4:55.....	5:25
	80 and over	5:05.....	5:40

**Para Athletes Adaptive Program Qualifying Times:
Impairment Type Qualifying Standard (Both Men & Women)**

Physical or Intellectual	6:00
Visual	5:00

Boston Marathon Contacts

Boston Athletic Association
699 Boylston Street, 8th Floor
Boston, MA 02116
www.baa.org

Chris Lotsbom
Director, Race Communications
and Media
clotsbom@baa.org

Lorna Campbell
Head of Public Relations
lcampbell@baa.org

MEDIA INFORMATION

All dates and times subject to change.

Marathon Press Headquarters during race week and race day is at the Fairmont Copley Plaza, 138 St. James Avenue in Copley Square. Various media conferences will take place throughout race week in the Fairmont Copley Plaza. A full schedule of media events will be available in the press room.

Press Credentials Distribution (hours subject to change)

Location	Dates	Times
Fairmont Copley Plaza Hotel	Thursday, April 17	11:00 a.m. – 5:00 p.m.
State Suite (Lower Level)	Friday, April 18	9:00 a.m. – 5:00 p.m.
138 St. James Ave.	Saturday, April 19	9:00 a.m. – 5:00 p.m.
Boston, MA 02116	Sunday, April 20	9:00 a.m. – 12:00 p.m.

Members of the media will be asked to furnish valid press identification and sign a liability waiver before credentials are distributed in the State Suite. There will be no exceptions. Media personnel receiving credentials will be allowed admittance to the press room and media conferences. **PRESS CREDENTIALS ARE ABSOLUTELY NECESSARY FOR ADMITTANCE TO THE PRESS ROOM AND ALL PRESS EVENTS.** The B.A.A. reserves the right to grant or revoke any press credentials. Media representatives will be required to sign a B.A.A. waiver and release upon receipt of their credentials. All media members must agree and abide by the Boston Marathon News & Media Access Guidelines. Failure to follow the Boston Marathon News & Media Access Guidelines will result in loss of credential and media access.

Press Room

On race day, the press room is located in the Fairmont Copley Plaza's Grand Ball Room. The Grand Ball Room will feature video of the race, internet, access to tracking splits, and post-race press availability.

Press room hours on race day are 7:00 a.m. to 6:00 p.m.

Due to limited capacity, working media only are allowed within the press room.

Boston Marathon Media Day

On Friday, April 18, a full day of media events will help kick-off Boston Marathon weekend. Photo, video, and interview opportunities will include the Boston Marathon Expo opening, Bank of America Professional Athlete Team availability, and Boston Marathon Fan Fest.

Media Transportation to the Start

Transportation to the start will be provided for media members who have been issued the appropriate credentials for either the men's or women's press trucks or photo start area.

The media buses will depart for Hopkinton on race morning adjacent to the Fairmont Copley Plaza. Departure time and details will be provided to those needing media transportation at credential pick-up.

Media Agreement, Waiver, and Acknowledgement

In consideration of accepting any credential, you hereby for yourself, your heirs, executors and administrators waive and release any and all rights and claims for damage you may have against the Boston Athletic Association, its employees and vendors, USA Track and Field, the sponsors (including, but not limited to Bank of America), the volunteers, the Commonwealth of Massachusetts, or the Cities and Towns in which the race is contested, their representatives, successors and assigns for any and all injuries suffered by you with respect to the Boston Marathon.

Additionally, you and the outlet to which you belong agree to adhere to the Boston Marathon News Access Guidelines. WCVB and ESPN are the exclusive local and domestic rights holders. An agreement to these guidelines is necessary prior to distribution of credentials.

Boston Marathon Media Information & Materials

Please visit bstnmar.org/Media for up-to-date information, press releases, start lists, transcripts, courtesy photos, and more. The B.A.A. Communications Team will continuously update bstnmar.org/Media with pertinent information throughout race week.

SCHEDULE OF EVENTS

(All times and locations subject to change.)

Bank of America Boston Marathon Expo & Number Pick-Up

Hynes Convention Center

Friday, April 18 (10:00 a.m. – 7:00 p.m.)

Saturday, April 19 (9:00 a.m. – 7:00 p.m.)

Sunday, April 20 (9:00 a.m. – 6:00 p.m.)

The Bank of America Boston Marathon Expo is one of your first stops on race weekend, home to bib number pick-up, guest speakers, special photo-ops, and the largest adidas shopping experience in town. The Boston Marathon Expo is free and open to the public.

Boston Marathon Fan Fest presented by DICK'S Sporting Goods

Boston City Hall Plaza

Friday, April 18 (3:00 p.m. – 8:00 p.m.)

Saturday, April 19 (11:00 a.m. – 8:00 p.m.)

Sunday, April 20 (11:00 a.m. – 6:00 p.m.)

City Hall Plaza will feature fun activities, live music, photo-ops, archives, and more as part of Boston Marathon Fan Fest presented by DICK'S Sporting Goods. Located close to historic Faneuil Hall, Fan Fest is the place to gear up and get excited for race day!

Bank of America Professional Athlete Team Media Availability

Fairmont Copley Plaza

Friday, April 18

10:00 a.m. – 12:00 p.m.

Top competitors from the 129th Boston Marathon will be available for interviews, including race champions, Olympians, and top Americans.

B.A.A. Relay Challenge

Boston Marathon Finish Line

Friday, April 18

4:00 p.m.

More than 20 middle schools and youth programs from around Greater Boston will gather for the B.A.A. Relay Challenge. In the culmination of a month-long program taught by volunteer coaches, the relay challenge features students racing in relays and learning running tips from B.A.A. athletes and coaches.

Boston 5K presented by Harvard Pilgrim Health Care

Boston Common

Saturday, April 19

8:00 a.m.

Kick-off Boston Marathon weekend with the Boston 5K! Nearly 10,000 participants will take part in the first race of the B.A.A. Distance Medley, racing 3.1 miles through Back Bay. Race registration opened to the general public in January. A stellar professional field features top American and international athletes.

B.A.A. Invitational Mile

Boylston Street Finish Line

Saturday, April 19

10:30 a.m.

The B.A.A. Invitational Mile features some of the top professional milers in the world, as well as scholastic student-athletes from each of the eight cities and towns along the Boston Marathon route. A list of top entrants can be found at www.baa.org.

Boston Marathon Race Day Press Conference

Monday, April 21

Fairmont Copley Plaza, Grand Ballroom

12:00 p.m. – 2:00 p.m.

Post-race interviews with winners and top finishers will begin at the conclusion of the professional races held inside the Fairmont Copley Grand Ballroom.

Boston Marathon Mile 27 Post-Race Party presented by Samuel Adams

Monday, April 21

City Hall Plaza

12:00 p.m. – 8:00 p.m.

Celebrate and re-live the magic of the marathon at the Mile 27 Post-Race Party presented by Samuel Adams! Join us as we cheers to 26.2 miles, crown champions, and enjoy the lively atmosphere.

Champions Photo Op at View Boston

Tuesday, April 22

View Boston at the Prudential Center

Timing TBA

Special photo opportunity with the Champions high above Boston at View Boston.

Wrap-up Media Conference

Tuesday, April 22

Fairmont Copley Plaza, Grand Ballroom

10:00 a.m.

This conference features champions of the 129th Boston Marathon, and other notable finishers.

Other Notes of Interest

Future Race Date: Monday, April 20, 2026 (130th Boston Marathon presented by Bank of America)

TV Broadcasts: The race will be televised live in its entirety, locally on WCVB-TV (Channel 5) and nationally on ESPN2.

129th BOSTON MARATHON PRESENTED BY BANK OF AMERICA STORYLINES

B.A.A. MISSION: Established in 1887, the Boston Athletic Association is a non-profit organization with a mission of promoting a healthy lifestyle through sports, especially running.

B.A.A. VISION: The Boston Athletic Association is committed to a world where all people can access and benefit from running and an active lifestyle.

Boston Athletic Association Strategic Priorities

- Present and preserve the World’s Greatest Marathon
- Immediately accelerate the delivery of the B.A.A. Mission through new and evolved events and programming
- Implement a comprehensive community strategy
- Lead, grow, strengthen and develop the Sport of Running

Meet the Moment

This year, we embrace the powerful theme of “Meet the Moment.” Whether you’re a runner, a volunteer, a spectator, or a supporter, the Boston Marathon is more than just a race — it’s a celebration of resilience, community, and perseverance. As we prepare to gather on the iconic start line in Hopkinton, we honor the moments that define us: the dedication of every runner, the strength of every cheer, and the history of this legendary race. This is your moment to be part of something bigger, and together, we will meet it.

50 Years of Wheelchair Racing

2025 marks 50 years of wheelchair racing in Boston. On April 21, 1975, Bob Hall made history by completing the course in 2:58, becoming the first official wheelchair finisher in Boston and paving the way for more than 1,800 athletes to follow over the coming five decades. Bob’s pioneering effort helped distinguish Boston at the forefront of wheelchair racing, something that will be on full display as the world’s best square off at the front of the field. Among the notable returners in the wheelchair division are defending champions Marcel Hug and Eden Rainbow-Cooper, as well as American stars Daniel Romanchuk and Susannah Scaroni. Paralympic champion Catherine Debrunner and fellow Swiss star Manuela Schär also will race.

Patriots’ Day

The 129th Boston Marathon will be run in conjunction with the 250th anniversary of Patriots’ Day, marking the American Revolution’s early beginnings just a few miles north of the race route in Lexington and Concord. Patriots’ Day is woven into the fabric of the Boston Marathon, with the race having been scheduled on the holiday every year since its inception in 1897.

New Year, New Emblem

On the occasion of Global Running Day 2024, the B.A.A. unveiled a new emblem for the Boston Marathon presented by Bank of America. Starting at the 2025 Boston Marathon, the race’s iconic unicorn symbol has evolved into a forward-facing, athletic unicorn symbolizing the B.A.A.’s running future.

Making an Impact

The B.A.A. works to enrich our community through diverse year-round events and programming, which extend far beyond the iconic Boston Marathon. With events like the Boston 5K, 10K, Half, and youth and community races, the B.A.A. fosters an inclusive environment that promotes fitness, wellness, and community spirit. Our programming supports local initiatives, empowering runners of all ages, levels, and backgrounds to engage in physical activity and further the B.A.A.’s mission. Our year-long commitment to youth development helps to ensure a lasting positive impact on future generations, encouraging a lifelong love of running and healthy living.

Professional Field

Returning as open division champions are Hellen Obiri (Kenya) and Sisay Lemma (Ethiopia). Obiri looks to become the first woman since 1999 to win three consecutive Boston Marathon titles (something only four women have ever done) while Lemma will square off against two-time winner Evans Chebet and American Olympians Conner Mantz and Clayton Young.

This year's field includes 21 sub-2:09 men and 17 sub-2:23 women. Des Linden, Dakotah Popehn, Keira D'Amato, Emma Bates, Jessica McClain, Sara Hall, Sara Vaughn, and Lindsay Flanagan are part of the deepest American women's field in race history, with 14 U.S. women having run sub-2:26.

Para Athletics Divisions

Athletes from six countries will compete across seven Para Athletics Divisions in Boston, with top finishers earning prize money and awards. Among the men's champions returning are El Amin Chentouf (Morocco, T12 vision impairment), Marko Cheseto Lemtukei (USA, T62/T64; T42/T44 lower-limb impairment), Atsbha Gebremeskel (Ethiopia, T45-T47 upper-limb impairment), Thomas Cantara (USA, T20 intellectual impairment), and Andrew Thorsen (USA, T13 vision impairment). Chentouf, Cheseto Lemtukei, and Cantara hold event records for their respective classifications. New to Boston will be T12 Paralympic Marathon gold medalist Wajdi Boukhili of Tunisia. Richard Whitehead MBE (Great Britain), the decorated four-time Paralympic medalist sprinter-turned-prolific marathoner, will race in the T62/T64; T42/T44 Division seeking his first Boston title.

Kelly Bruno (T62/T64; T42/T44 lower-limb impairment) and Cristina Burbach (T35-T38 coordination impairment), both course record holders, are back to lead the women's field, and will be joined by Paralympic swimmer and triathlete Melissa Stockwell (T43/T61/T63, lower-limb impairment).

Economic Impact Soars to New Heights — \$509.1 Million

Last fall, the Boston Athletic Association and Meet Boston released an independent economic impact report conducted by the Economic and Public Policy Research group at the University of Massachusetts Donahue Institute, commissioned to review the direct impact of the Boston Marathon presented by Bank of America. Findings highlighted a \$509.1 million economic impact for the Commonwealth of Massachusetts from last year's race – the highest in event history.

"The Boston Marathon is more than just a race; it's a powerful driver that shines a spotlight on the Greater Boston area, attracting visitors and showcasing our city's rich history, vibrant culture, and diverse communities," said Martha J. Sheridan, President & CEO of Meet Boston.

FACTS & FIGURES

Race Date: Monday, April 21, 2025 (Patriots' Day)

Field Size: 32,000 entrants

Demographics: Citizens of 127 countries & residents of all 50 states (including 4,400+ runners from MA)

Economic Impact: Estimated at \$509.1 million for the Greater Boston economy, per University of Massachusetts Donahue Institute's analysis of the 2024 event.

Bank of America Boston Marathon Official Charity Program: 174 non-profit organizations are part of this year's Bank of America Boston Marathon Official Charity Program. In 2024, the Bank of America Boston Marathon Official Charity Program reached a new record fundraising level of \$45.7 million. The total philanthropic impact of last year's race tallied \$71.9 million raised. Since the Official Charity Program's inception in 1989, more than \$550 million has been raised surrounding the Boston Marathon.

Prize Awards: \$1,284,500 across Open, Wheelchair, and Para Athletics Divisions (including \$50,000 course record bonus for open and wheelchair athletes)

Volunteers: 9,500 volunteers support race weekend festivities.

Notable Anniversaries:

50 Years (1975)

Men's Open Division - **Bill Rodgers**

(will be in attendance)

Women's Open Division - **Liane Winter**

Men's Wheelchair Division - **Bob Hall**

(will be in attendance)

10 Years (2015)

Men's Open Division - **Lelisa Desisa** (will be racing)

Women's Open Division - **Caroline Rotich**

Men's Wheelchair Division - **Marcel Hug** (will be racing)

Women's Wheelchair Division - **Tatyana McFadden**

(will be racing)

The Boston Athletic Association

Among the nation's oldest athletic clubs, the B.A.A. was established in 1887, and, in 1896, more than half of the U.S. Olympic Team at the first modern games was composed of B.A.A. club members. The Olympic Games provided the inspiration for the first Boston Marathon, which culminated the B.A.A. Games on April 19, 1897. John J. McDermott emerged from a 15-member starting field to complete the course (then 24.5 miles) in a winning time of 2:55:10. The Boston Marathon has since become the world's oldest annually contested marathon.

Patriots' Day

Since its inception, the Boston Marathon has traditionally been held on the holiday commemorating Patriots' Day. From 1897 to 1968, the Boston Marathon was held on April 19, unless the 19th fell on a Sunday. Since 1969, the holiday has been officially recognized on the third Monday in April. The 125th Boston Marathon was the first in-person Boston Marathon to be held outside of the traditional April Patriots' Day date, postponed to October 11, 2021 due to the coronavirus pandemic.

Five Olympic Marathon Champions Have Won Boston

2021 Olympic Women's Marathon champion Peres Jepchirchir became the fifth Olympic gold medalist to win the Boston Marathon, taking the title on Boylston Street in 2022. Three-time women's champion Fatuma Roba (ETH) was the fourth person to win the Olympic Games Marathon and the Boston Marathon, when she posted a time of 2:26:23 in Boston in 1997. Roba, who won the 1996 Olympic Marathon, joined fellow women's champions Joan Benoit Samuelson, who won Boston in 1979 and 1983 before adding the 1984 Olympic Games title; and Rosa Mota (POR), who won a trio of Boston crowns (1987, 1988, and 1990), while adding the 1988 Olympic title. Gelindo Bordin (ITA) is the only man to have won the Olympic (1988) and Boston (1990) titles.

Only B.A.A. Running Club Champion

John J. Kelley became the only B.A.A. Club member to win the Boston Marathon in 1957 when he established a then-course record of 2:20:05. Kelley finished second on five other occasions (1956, 1958, 1959, 1961, and 1963). In total, a runner from the B.A.A. has finished in the runner up spot 10 times.



**PRESENTING PARTNER
OF THE BOSTON MARATHON**

Bank of America is proud to again serve as the Presenting Partner of the Boston Marathon and continue to help strengthen the legacy and impact of the world's oldest and most iconic marathon.

In 2024, the 128th Boston Marathon presented by Bank of America generated \$509.1 million in economic impact for the Commonwealth of Massachusetts, and fundraising athletes raised a record \$71.9M in philanthropic donations to support hundreds of non-profit organizations. This collective impact is at the heart of the Boston Marathon and our partnership.

"We couldn't be more excited about what we accomplished in the first year of our partnership, and what we will continue to accomplish together with the Boston Athletic Association in support of the thousands of athletes who take on the historic 26.2-mile racecourse to achieve their goals," said David Tyrie, Chief Digital Officer & Chief Marketing Officer for Bank of America.

Together with the B.A.A., we remain committed to driving economic growth, making a meaningful difference in people's lives, and strengthening our communities, locally and globally.

129th BOSTON MARATHON OFFICIAL SPONSORS



Abbott

As a global healthcare company, Abbott helps people live healthy lives every day. Our technologies help people manage chronic illnesses, make diagnoses to provide a clear path forward and deliver unprecedented insights to help individuals make better decisions every day. Through our partnership with the B.A.A. and the Boston Marathon presented by Bank of America, we celebrate what's possible with good health – and the right will and determination. One way Abbott supports runners is through Team Abbott, a broad community of individuals who are motivated to get healthy, stay healthy or get healthier through running, many of whom have inspiring stories to tell that embody Abbott's mantra, life. to the fullest. To learn more about how Abbott supports runners and to join Team Abbott, visit abbott.com/marathons.



adidas

adidas is honored to continue as the Official Footwear and Apparel Supplier of the Boston Marathon® presented by Bank of America. Continuing its commitment to the sport and long-standing tradition with the B.A.A., adidas is proud to supply exclusive Boston Marathon jackets to more than 9,000 B.A.A. volunteers and more than 3,500 race officials and media personnel. adidas will also provide 30,000 participant tees to Boston Marathon runners. The official collection of 2025 Boston Marathon performance apparel and footwear will be available to participants and fans at the Boston Marathon Expo and at select local retailers. adidas will also offer custom finisher videos, which can be downloaded on adidas' website after the race. The finisher video delivery system was introduced in 2018 as the first of its kind, producing more than 30,000 videos featuring every runner who participated. It represents the company's constant desire to push the boundaries of running culture, find exciting ways to celebrate the Boston experience and "Create the New."

adidas has been a sponsor of the B.A.A. Running Club since 1992. In 1999, adidas and the B.A.A. unveiled a joint venture, a long-term, year-round running program designed to promote overall fitness and health among Boston-area youth in Boston Public Schools. Since then, more than 30,000 students have participated in adidas-sponsored B.A.A. events including the Boston 5K, B.A.A. Relay Challenge, and B.A.A. Invitational Mile. Adi Dassler founded adidas on a passion for running and a focus on making equipment that helps all athletes perform at their best. Today, adidas remains committed to those values. To learn more about adidas running, visit www.adidas.com/running.



Boston Children's Hospital

Where the world comes for answers

Boston Children's Hospital

Founded in 1869 by philanthropic physicians, Boston Children's Hospital began its practices as a 20-bed facility in the South End. Focused on the wellbeing of the youth for over a century, Boston Children's has set a precedence of excellence in both healthcare and academic medical research. Ranked the #1 pediatric hospital in U.S.

News & World Report for the ninth consecutive year, it explains why Boston Children's Hospital is where the world comes for answers. All funds raised through The Bank of America Boston Marathon Official Charity Program help to continue this tradition of phenomenal pediatric care, revolutionary research, and transformative medical training.

The B.A.A.'s Neighborhood Fitness Series is presented by Boston Children's Hospital.



CITGO FUELING GOOD™

CITGO

CITGO is the official fuel sponsor of the Boston Marathon® presented by Bank of America. Since 1965, CITGO has had an iconic presence along the Boston Marathon race route, with the signature CITGO sign in Kenmore Square letting runners know they are one mile from the finish of the Boston Marathon.

CITGO will have athletes fueled with inspiration and ready to race the Boston Marathon beginning with their first steps in Hopkinton. After departing the Athletes' Village, all participants will pass through the "Fueling Good Runway, presented by CITGO". A CITGO cheer zone will also be located at mile 25.2 beneath the iconic CITGO sign landmark, encouraging runners as they take their final steps towards the Boylston Street finish line. In addition, CITGO is the presenting sponsor of a digital campaign titled "CITGO Road to Boston," providing year-long event information to participants of the Boston Marathon.



CLIF BAR

CLIF BAR will serve as the Official Energy Bar of the Boston Marathon presented by Bank of America. From April 17-22—before and during the marathon—CLIF BAR will be activating its first-ever Energy Bar, aptly named The CLIF Bar. Just steps from the finish line at Rosebar Boston, 47 Huntington Ave, Boston, MA 02116, The CLIF Bar will be the all-inclusive destination for all runners' needs, with exclusive merchandise and inspiring community programming - including guided runs, recovery support, race day fuel, bespoke events and good vibes throughout the week.



DICK'S Sporting Goods

DICK'S Sporting Goods is the official sponsor of the Boston Marathon Fan Fest, a three-day festival held in Boston City Hall Plaza from Friday through Sunday.



Doug Flutie Jr.
Foundation for Autism

Doug Flutie Jr. Foundation

The Doug Flutie Jr. Foundation is dedicated to creating a world where people with autism and other disabilities are included, respected, and actively engaged in their communities. Through direct financial support to families with autism, and through collaborative grant making and investment into the autism community, we help people and families affected by autism live life to the fullest.

The Flutie Foundation is honored to be the presenting sponsor of the Boston Marathon's Adaptive Program for runners. As such, the Flutie Foundation will help provide financial, human, and creative resources that will enhance these inclusive and equal participation opportunities, while also promoting the skills and strengths of the athletes of the program. Through this sponsorship, the Flutie Foundation is committed to ensuring that people with developmental, intellectual, and physical impairments, including autism, have opportunities and support to participate in prestigious athletic events such as the Boston Marathon® presented by Bank of America.



ESPN

ESPN is the official national television provider for the Boston Marathon® presented by Bank of America. ESPN will broadcast the 129th Boston Marathon on ESPN2 from 9:00 a.m. ET until 12:30 p.m. ET. In addition, ESPN will also have coverage of the race within SportsCenter before live coverage and later in the day, as well as coverage appearing on other ESPN shows and platforms.



Gatorade

The Gatorade Company, a division of PepsiCo (NYSE: PEP), has been a proud sponsor of the B.A.A. and the Boston Marathon since 1992. Gatorade's products are enjoyed by participants before, during, and after the Boston 5K, the Boston 10K, the Boston Half Marathon, and the Boston Marathon® presented by Bank of America. Boston Marathon participants can expect to see Gatorade products in the Athletes' Village in Hopkinton before the race at 25 hydration stations along the course, and at the finish line. The Gatorade Endurance Formula is designed specifically for endurance athletes who have specific fueling needs and is grounded in years of hydration and sports nutrition research. To learn more about all Gatorade products, visit www.Gatorade.com



Harvard Pilgrim Health Care

a Point32Health company

and empower healthier lives for everyone.

Harvard Pilgrim

Harvard Pilgrim Health Care is proud to be an official sponsor of the Boston Marathon, B.A.A. 10K, Boston Half, and the presenting sponsor of the Boston 5K. Through this partnership, Harvard Pilgrim Health Care is excited to align with an organization and events that so closely shares their mission – to guide

and empower healthier lives for everyone. Harvard Pilgrim Health Care leads a number of initiatives throughout New England and the greater Boston area aimed at advancing health equity and improving population health.



iFIT

At iFIT, we're all about helping you build healthy habits that stick, thanks to the world of intelligent fitness. Our immersive content makes consistency easy so you can get real results. With over 250 expert trainers by your side, we'll guide your fitness journey every step of the way. Our goal is to help you take care of your physical fitness, mental health, nutrition, and recovery — all in one place. Trainer-led content and premium NordicTrack, ProForm, and Freemotion equipment get you the best workouts possible. Join our community of over one million Total Members worldwide, and let's conquer your fitness goals together.



JetBlue

JetBlue is the Official Airline of the Boston Marathon® presented by Bank of America. For the 20th consecutive year, JetBlue has proudly supported the world's most prestigious and oldest annual marathon. As Boston's #1 airline, JetBlue offers nonstop service between Boston and 70+ destinations in the United States, Latin America and the Caribbean—a total of more than 150 flights daily.

To learn more about JetBlue, visit www.jetblue.com.



Maurten

Maurten is your Official Hydrogel Sports sponsor at the Boston Marathon® presented by Bank of America and Boston Half Marathon.



Maurten products are developed for endurance athletes — like you. The ecosystem of sports fuels is derived from diligent research and science that aims to solve problems and enhance performance. Maurten's patented Hydrogel Technology — encapsulating high concentrations of carbohydrates — makes fueling for marathon running easier to tolerate. The innovation means less distress in the stomach when running at race intensity. The proof is in the performance. The fastest marathon times in history — for both men and women — have been fueled by Hydrogel Technology.

We're with you on-course. Maurten Gels are available at three dedicated Hydrogel Depots — Wellesley, Newton, and Boston College. But as with all race day essentials, it's important to train in the same way that you race — to know how it feels before you reach the start line. Runners can access exclusive race packs during race registration as well as special content by visiting maurten.com/events/boston-marathon.

Get used to it.



New England Honda Dealers

New England Honda Dealers

New England Honda Dealers are proud to be the official vehicle of the Boston Marathon® presented by Bank of America and B.A.A. Distance Medley. A variety of Honda cars, trucks and motorcycles will serve in various capacities

to lead nearly 30,000 participants at the front of the Boston Marathon. Honda vehicles will escort the honorary Grand Marshal along the course, as well as the top professional men, women, and wheelchair athletes as they make their way toward the finish line. Honda vehicles also will be part of the road reopening program at the conclusion of each event.

A special Honda Distance Medley Tent will be available for participants at all three B.A.A. Distance Medley events during the year. Honda's newest models will be on display for runners, volunteers, and spectators to enjoy.



Poland Spring

Update Poland Spring text to: Poland Spring® Maine Spring Water is proud to be the Official Water of the 129th Boston Marathon® presented by Bank of America. For over 19 years, Poland Spring® has been a dedicated partner of B.A.A. running events, from the Distance Medley to the Boston Marathon, keeping runners and spectators hydrated. Born in Maine in 1845, Poland Spring® is honored to once again fuel Boston's iconic 26.2-mile course. Best of luck to all runners with their training!



Samuel Adams

The brewers at Samuel Adams are proud to be the official beer sponsor of the Boston Marathon® presented by Bank of America. The Boston Marathon and Samuel Adams — two great Boston traditions — share a historic connection. When Jim Koch, founder and brewer of Samuel Adams, released his first batch of Samuel Adams Boston Lager to the public, it was on Patriots' Day (the day of the Boston Marathon) in 1985, right here in Boston. The alliance of two of Boston's most recognized and beloved brands will give the city one more reason to be proud of this heralded event.



Schneider Electric

Schneider Electric, the leader in the digital transformation of energy management and automation, serves as the Official Sustainability Partner for all B.A.A. events, including the iconic Boston Marathon presented by Bank of America, as well as the Boston 5K, Boston 10K, and Boston Half. Through the partnership, Schneider Electric will collaborate with the B.A.A. across multiple programs to support the organization's goal of being a sustainability leader in the running industry.

The partnership will enable the B.A.A. to calculate its carbon footprint, set an ambitious climate target and release annual sustainability reports. Schneider Electric will also support the B.A.A. to implement best practices in operational management, ensuring that the Boston Marathon presented by Bank of America and other B.A.A. events become benchmarks for sustainable sporting.



Shokz

Shokz embodies the principle of being open in everything you do and everywhere you are, whether it be your surroundings, change, new ideas, or exciting adventures.

Shokz seeks ways to improve people's listening experiences through Open-Ear technology. We strive to contribute to a world that listens more.



Tata Consultancy Services

Tata Consultancy Services (TCS) is the Official Technology Consulting Partner of the Boston Marathon. At marathons around the world, sports and technology come together to transform lives and communities. TCS strives to transform the marathon experience for participants and spectators, just as we help our customers transform and achieve their goals. TCS is an IT services, consulting and business solutions organization that has been partnering with many of the world's largest businesses in their transformation journeys for over 56 years. Our consulting-led, cognitive powered, portfolio of business, technology and engineering services and solutions is delivered through its unique Location Independent Agile™ delivery model, recognized as a benchmark of excellence in software development. For more information, visit us at www.tcs.com. TCS is With You for the Long Run™



WCVB-TV

WCVB is the official local television provider for the Boston Marathon. Live coverage of the Boston Marathon will air on WCVB beginning at 4:00 a.m. ET through 8:00 p.m. ET. The race will be exclusively simulcast regionally on WCVB Channel 5's Hearst Television owned sister-stations WMUR (Manchester, NH), WMTW (Portland/Auburn, ME), and WPTZ (Burlington, VT/Plattsburgh, NY). WCVB and all of its television partners will provide coverage of the marathon on their digital platforms and mobile apps. The Boston Marathon will also be live streamed on Very Local Boston, and the streaming platform will host year-round content featuring the B.A.A. WCVB will also serve as the first-ever exclusive broadcast partner for the B.A.A.'s Distance Medley races and will provide year-round coverage of the B.A.A. and its races, with a focus on the Boston Marathon.

129th BOSTON MARATHON CHARITY PROGRAM

The Bank of America Boston Marathon Official Charity Program provides invitational entries into the Boston Marathon to select non-profit organizations. Comprising almost 10% of the total field size, non-profit organizations use the entries to recruit athletes who pledge to raise funds for their cause.

In 2024, the Bank of America Boston Marathon Official Charity Program reached a new record fundraising level of \$45.7 million. The total philanthropic impact of last year's race tallied \$71.9 million raised. Since the Official Charity Program's inception in 1989, more than \$550 million has been raised surrounding the Boston Marathon. This year, 174 charities are part of the Bank of America Boston Marathon Official Charity Program.

The Bank of America Boston Marathon Official Charity Program is important to our many communities, and funds raised by participants can help to broaden the awareness of a non-profit's work and impact. The charity program provides additional access points to running the Boston Marathon, often for new participants.

For selection into the Bank of America Boston Marathon Official Charity Program, the B.A.A. greatly values organizations that focus on building healthy communities, specifically in Greater Boston.

Additional information can be found at www.baa.org/races/boston-marathon/charity-program.

BANK OF AMERICA BOSTON MARATHON OFFICIAL CHARITY PROGRAM

At the Boston Athletic Association, we invest in the communities where we live and work. Through the Bank of America Boston Marathon Official Charity Program, the B.A.A. provides invitational entries to the Boston Marathon to select non-profit organizations. Non-profit organizations use these entries to recruit athletes who pledge to raise funds for their cause. For selection into the Bank of America Boston Marathon Official Charity Program, the B.A.A. greatly values organizations that focus on building healthy communities.

261 Fearless Inc

50 Legs in 50 Days

Abby Mac Foundation

Achilles International - Boston

A Leg Forever Foundation

ALSAC/ST. Jude Children's Research Hospital

Alzheimer's Association MA/NH Chapter

**American Foundation for Suicide Prevention -
Massachusetts Chapter**

American Heart Association

American Liver Foundation

American Red Cross

Back On My Feet

Bay Cove Human Services, Inc.

Bay State Games

Best Buddies Massachusetts & Rhode Island

Beth Israel Lahey Health

Big Sister Association of Greater Boston

Black Girls RUN! Foundation

Boston Athletic Academy Inc.

Boston Athletic Association

Boston Bruins Foundation

Boston Celtics Shamrock Foundation

Boston Children's Hospital

Boston Chinatown Neighborhood Center, Inc.

Boston Health Care for the Homeless Program

Boston MedFlight

Boston Medical Center

Boston Scores

Boston Theater Company

Bottom Line

Boys & Girls Club of Lawrence

Boys & Girls Clubs of Boston

Boys & Girls Clubs of Dorchester

Brain Aneurysm Foundation

Brigham and Women's Hospital

Brittany Fund for Trauma And Recovery

Camp Casco

Camp Harbor View Foundation

Camp Shriver at UMass Boston

Cardinal Cushing Centers

Caring for a Cure

Casa Myrna Vasquez, Inc

Cathleen Stone Island Outward Bound School

Christopher & Dana Reeve Foundation

Colins Joy Project Inc

Community Rowing, Inc.

Cops For Kids with Cancer, Inc.

Corey C. Griffin Foundation

Cradles to Crayons

CYCLE Kids Inc.

Dana-Farber Cancer Institute

Dave McGillivray Finish Strong Foundation

David Ortiz Children's Fund

DetecTogether

Doc Wayne Youth Services

Doug Flutie Jr. Foundation for Autism

Dream Big!

Ellie Fund

Esplanade Association

Every Mother Counts

Expect Miracles Foundation

FamilyAid Boston

**BANK OF AMERICA BOSTON MARATHON
OFFICIAL CHARITY PROGRAM (continued)**

Family Reach
Fast Feet Running and Athletics, Inc.
Fenway Health
Fisher House Boston
Franciscan Children's Hospital
Girls on the Run Greater Boston
Golf Fights Cancer
Good Sports
Gronk Nation Youth Foundation
Hale Education, Inc.
Healthworks Community Fitness
Herren Project
Homes For Our Troops
HomeStart, Inc
Horizons for Homeless Children
House of Possibilities
IMPACT Melanoma
In My Running Shoes
InnerCity Weightlifting
JDRF Greater New England
Joe Andruzzi Foundation
John M. Barry Boys & Girls Club of Newton
Journey Forward
Light Foundation
Lingzi Foundation
Make-A-Wish Massachusetts and Rhode Island
Massachusetts Association for the Blind and Visually Impaired
Massachusetts Down Syndrome Congress
Massachusetts General Hospital
Mass Eye and Ear
Mass Mentoring Partnership
Matt Brown Foundation
McLean Hospital
MEB Foundation
MetroWest YMCA
Minds Matter Boston
Muscular Dystrophy Association
National Braille Press
National Multiple Sclerosis Society
National Ovarian Cancer Coalition: MA Chapter
New England Center and Home for Veterans
New England Patriots Charitable Foundation, Inc.
Newton-Wellesley Hospital
Next Step
Officer Sean A Collier Memorial Fund, Inc
One Mission
One Summit Inc
One World Strong Foundation
Pine Street Inn
Project Hope Boston
Project Purple
Rebekah's Angels Foundation
Red Sox Foundation
Ronald McDonald House Charities of New England
Rosie's Place
Roxbury Community College Foundation
Samaritans, Inc.
Semper Fi & America's Fund
SG United Foundation
Silver Lining Mentoring
South Boston Neighborhood House
South Shore Health (South Shore Hospital, Inc.)
Spaulding Rehabilitation
Special Olympics Massachusetts
Spoonfuls
Sportsmen's Tennis & Enrichment Center
Squashbusters
Stride for Stride
TargetCancer Foundation
Team IMPACT

Tedy's Team
Tenacity, Inc.
The3PointFoundation, Inc
The ALS Association
The Bill Belichick Foundation
The Born to Run Foundation, Inc
The Boston Bulldogs Running Club
The Boston Foundation, Krystle Campbell Memorial Fund
The Boston Police Foundation, Inc.
The Cam Neely Foundation
The Children's Room
The Dimock Center
The Gillian Reny Stepping Strong Center for Trauma Innovation
The Greater Boston Food Bank, Inc.
The Heather Abbott Foundation
The Home for Little Wanderers
The Hoyt Foundation
The James Gang
The Kita Center, dba Camp Kita
The Leukemia & Lymphoma Society
The McCourt Foundation
The Michael J. Fox Foundation for Parkinson's Research
The Michael Lisnow Respite Center
The Multiple Myeloma Research Foundation
The New England Center for Children
The Play Ball Foundation
The Play Brigade
The Progeria Research Foundation
The ReM.A.R.C.able Foundation Network
The Sports Museum
The Stephen C. Rose Legacy Foundation
The Webb Norden Foundation
Trinity Boston Connects

Tufts Medical Center
Tufts University, Friedman School of Nutrition Science and Policy
UMass Chan Medical School Foundation
United Service Organizations Incorporated (USO)
Vanessa T. Marcotte Foundation
Walker, Inc.
West End House Boys & Girls Club
Women's Lunch Place
World Central Kitchen
YMCA of Greater Boston
Youth Enrichment Services (YES)

PRIZE MONEY

Top finishers have received more than \$20 million in prize money and course-record bonuses. Prize money at the Boston Marathon is equally distributed amongst men and women in the Open, Masters, Para, and Wheelchair Division.

The Boston Marathon was the first Abbott World Marathon Major event to offer equal \$50,000 course record bonuses across open and wheelchair divisions, and was the first event to provide a designated prize purse for Para athletes with upper limb, lower limb, and visual impairments.

PLACE	OPEN DIVISION	WHEELCHAIR DIVISION T53/54/34	WHEELCHAIR DIVISION T51-52	MASTERS DIVISION	PARA DIVISIONS**
1st	\$150,000	\$50,000	\$1,500	\$5,000	\$3,000
2nd	\$75,000	\$30,000	\$750	\$2,500	\$2,000
3rd	\$40,000	\$15,000	\$500	\$1,500	\$1,500
4th	\$25,000	\$10,000			
5th	\$18,000	\$8,000			
6th	\$13,500	\$5,000			
7th	\$10,500	\$4,000			
8th	\$8,500	\$3,000			
9th	\$7,000	\$2,000			
10th	\$5,500	\$1,500			
TOTAL	\$706,000	\$257,000	\$5,500	\$18,000	\$91,000
COURSE RECORD BONUS	\$50,000	\$50,000			\$500
GRAND TOTAL	\$1,284,500				

**Para Athletics Divisions prize money is awarded across seven divisions.

INFORMATION

Only men and women (open or masters) starting in the Professional starts are eligible for prize money. The B.A.A. has discretion to add athletes to the Professional Men’s and Women’s Start based on an athlete’s past performances. Within the Professional starts, prize money will be allocated based on gun-time.

COURSE RECORD BONUS

The Boston Marathon is the first Abbott World Marathon Major event to offer equal \$50,000 course record bonuses across open and wheelchair divisions.

Open Course Record Bonus	\$50,000
Wheelchair Course Record Bonus	\$50,000
Para Athletic Divisions Course Record Bonus	\$500

AGE GROUP AWARDS

Age group awards will be given to the top 3 in each division. Awards are courtesy of Long’s Jewelers.

BONUS PRIZE STRUCTURE

OPEN DIVISION COURSE RECORD BONUS

COURSE RECORD	ESTABLISHED BY	BONUS
Men 2:03:02	Geoffrey Mutai, Kenya (2011)	\$50,000
Women 2:19:59	Buzunesh Deba, Ethiopia (2014)	\$50,000

WHEELCHAIR DIVISION COURSE RECORD BONUS

COURSE RECORD	ESTABLISHED BY	BONUS
Men 1:15:33	Marcel Hug, Switzerland (2024)	\$50,000
Women 1:28:17	Manuela Schär, Switzerland (2017)	\$50,000

PARA ATHLETICS DIVISIONS COURSE RECORDS

T42/44/62/64 and T43/61/63 Divisions (Lower-Limb Impairment)

MEN	CLASSIFICATION	NAME	COUNTRY	TIME	YEAR
	T61/T63/T43	Adam Popp	United States	3:11:56	2024
	T62/T64; T42/T44	Marko Cheseto Lemtukei	United States	2:46:45	2024
WOMEN	CLASSIFICATION	NAME	COUNTRY	TIME	YEAR
	T61/T63/T43	Tatsiana Khvitso-Trimborn	United States	4:00:04	2024
	T62/T64; T42/T44	Kelly Bruno	United States	3:31:30	2024

T11/T12 and T13 Divisions (Vision Impairment)

MEN	CLASSIFICATION	NAME	COUNTRY	TIME	YEAR
	T12	El Amin Chentouf	Morocco	2:31:35	2023
	T13	Andrew Thorsen	United States	2:45:39	2023
WOMEN	CLASSIFICATION	NAME	COUNTRY	TIME	YEAR
	T12	Misato Michishita	Japan	3:08:14	2021
	T13	Tayana Passos	Brazil	3:25:45	2021

T45-T46 Division (Upper-Limb Impairment)

MEN	CLASSIFICATION	NAME	COUNTRY	TIME	YEAR
	T46	Michael Roeger	Australia	2:25:42	2022
WOMEN	CLASSIFICATION	NAME	COUNTRY	TIME	YEAR
	T46	Adrienne Keane	United States	4:44:26	2024

T35-T38 (Coordination Impairment)

MEN	CLASSIFICATION	NAME	COUNTRY	TIME	YEAR
	T35-T38	Joseph Drake	United States	4:32:44	2024
WOMEN	CLASSIFICATION	NAME	COUNTRY	TIME	YEAR
	T35-T38	Cristina Burbach	United States	3:41:17	2024

T20 (Intellectual Impairment)

MEN	CLASSIFICATION	NAME	COUNTRY	TIME	YEAR
	T20	Thomas Cantara	United States	2:35:23	2024
WOMEN	CLASSIFICATION	NAME	COUNTRY	TIME	YEAR
	T20	N/A			

BOSTON ATHLETIC ASSOCIATION PRESIDENTS AND RACE DIRECTORS: 1887 TO THE PRESENT

Year	President
1887–1891	Robert F. Clark
1891–1896	Henry Parkman
1896–1898	John Oakes Shaw, Jr.
1898–1900	Lawrence Tucker
1900–1903	Frederick W. Smith
1903–1915	George B. Morison
1915–1919	A. Paul Keith (died 1919)
1919–1920	Edward E. Babb
1920–1927	Henry G. Lapham
1927–1929	George W. Wightman
1929–1931	Alanson L. Daniels
1931–1935	Irving F. Marshall
1935–1936	William F. Garcelon
1936–1941	Clarence A. Barnes
1941–1964	Walter A. Brown
1964–1982	William T. Cloney
1982–1985	Thomas J. Brown
1985–1990	Francis L. Swift
1990–1994	Thomas W. Whelton
1994–2000	Frank B. Porter, Jr.
2000–2003	Dr. John V. Coyle
2003–2010	Thomas S. Grilk
2011–2017	Joann E. Flaminio
2017–2020	Dr. Michael P. O’Leary
2020–2022	Thomas S. Grilk
2022–Present	Jack Fleming

Year	Chair of the Board
2020–2023	Dr. Michael P. O’Leary
2023–Present	Dr. Cheri Blauwet

Year	Executive Director/Chief Executive Officer
2000–2010	Guy L. Morse III
2011–2022	Thomas S. Grilk*
2022–present	Jack Fleming

Prior to 1947, coordination of the marathon was “by committee” with no race director having been formally designated. In 2022, the title of Race Director changed to Race Course Director.

Year	Race Course Director
1947–1982	William T. Cloney
1983–1984	Timothy Kilduff
1985–2000	Guy L. Morse III
2001–present	David McGillivray

*NOTE: Thomas S. Grilk served as Executive Director of the B.A.A. through 2016, when the title of Executive Director transitioned to Chief Executive Officer.

LAND ACKNOWLEDGMENT

We run on the homelands of the Nipmuc and Massachusett. Long before the Boston Athletic Association was created and still to this day, Indigenous and Native American people have run on these lands—their homeland. We acknowledge the trauma experienced over centuries by the Indigenous people who live on these lands and continue to face injustice. We honor with gratitude those peoples who have stewarded this land throughout the generations and their ongoing contributions to the region. We look forward to our continued collaboration in the years ahead. We thank all Indigenous and Native Americans who have shared and continue to share their stories.

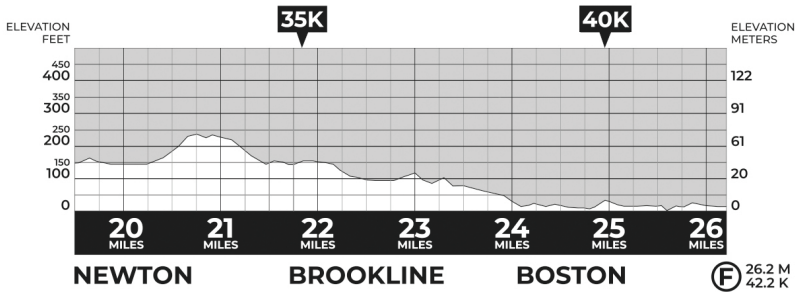
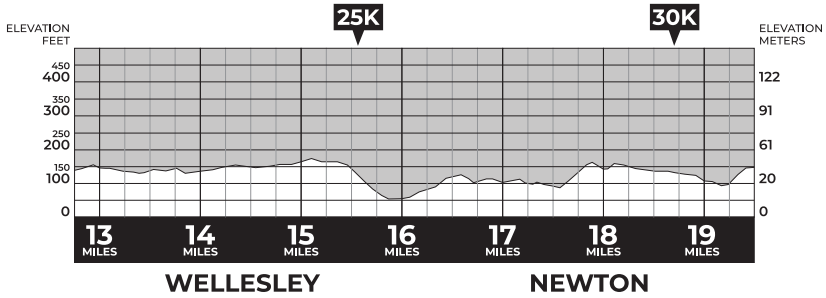
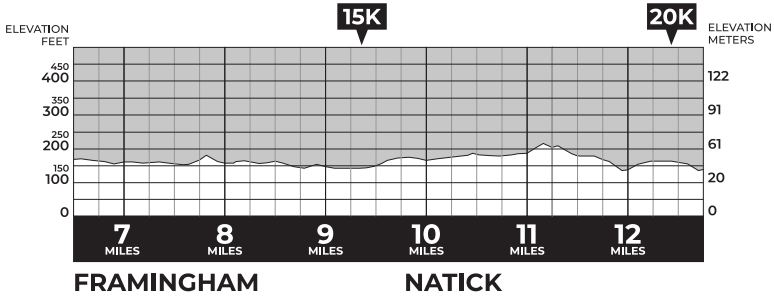
2. Course and Race Information

Course Elevations: Mile-by-Mile.....	26
Course Elevation Profile	27
Mile/Kilometer Course Location Marks.....	28
Kilometer Pace Chart	30
Mile Pace Chart.....	31
Course Map.....	32
Weather Conditions in Recent Years.....	33
Participation Through the Years	34
Marathon Milestones	37
Quarter Century Club	42

COURSE ELEVATIONS: MILE-BY-MILE

Mileage	City/Town	Elevation and Net Change			
		In Feet	In Meters		
START	Hopkinton	475	N/A	145	N/A
1.0	Hopkinton	354	-121	108	-37
2.0	Ashland	302	-52	92	-16
3.0	Ashland	254	-48	77	-15
4.0	Ashland	183	-71	56	-21
5.0	Framingham	191	+8	58	+2
6.0	Framingham	175	-16	53	-5
7.0	Framingham	161	-14	49	-4
8.0	Natick	158	-3	48	-1
9.0	Natick	149	-9	45	-3
10.0	Natick	165	+16	50	+5
11.0	Natick	191	+26	58	+8
12.0	Wellesley	143	-48	44	-14
13.0	Wellesley	148	+5	45	+1
14.0	Wellesley	136	-12	41	-4
15.0	Wellesley	164	+28	50	+9
16.0	Newton Lower Falls	53	-111	16	-34
17.0	Newton	102	+49	31	+15
18.0	West Newton	142	+40	43	+12
19.0	Newton	108	-34	33	-10
20.0	Newton	143	+35	44	+11
21.0	Newton/Chestnut Hill	228	+85	70	+26
22.0	Boston/Brighton	151	-77	46	-24
23.0	Brookline	119	-32	36	-10
24.0	Brookline	30	-89	9	-27
25.0	Boston/Back Bay	30	0	9	0
26.0	Boston/Back Bay	18	-12	6	-3
26.2 FINISH	Boston/Copley Square	16	-2	5	-1
Net Change		-459		-140	

COURSE ELEVATION PROFILE



Elevation profile by Sean Hartnett, Geographer, University of Wisconsin-Eau Claire

MILE/KILOMETER COURSE LOCATION MARKS

Mile	Kilometer	Location	City/Town
START	START	Main St.	Hopkinton
0.62	1 Km	Route 135 — East Main St.	Hopkinton
1 Mile	1.60	Route 135 — East Main St.	Hopkinton
1.24	2 Km	Route 135 — East Main St.	Hopkinton
1.86	3 Km	Route 135 — East Main St.	Hopkinton
2 Miles	3.21	Route 135 — West Union St.	Ashland
2.48	4 Km	Route 135 — West Union St.	Ashland
3 Miles	4.82	Route 135 — East Union St.	Ashland
3.10	5 Km	Route 135 — East Union St.	Ashland
3.72	6 Km	Route 135 — Union St.	Ashland
4 Miles	6.43	Route 135 — Union St.	Ashland
4.34	7 Km	Route 135 — Waverly St.	Ashland
4.97	8 Km	Route 135 — Waverly St.	Ashland
5 Miles	8.04	Route 135 — Waverly St.	Framingham
5.59	9 Km	Route 135 — Waverly St.	Framingham
6 Miles	9.65	Route 135 — Waverly St.	Framingham
6.21	10 Km	Route 135 — Waverly St.	Framingham
6.83	11 Km	Route 135 — Waverly St.	Framingham
7 Miles	11.26	Route 135 — Waverly St.	Framingham
7.45	12 Km	Route 135 — Waverly St.	Framingham
8 Miles	12.88	Route 135 — West Central St.	Natick
8.07	13 Km	Route 135 — West Central St.	Natick
8.69	14 Km	Route 135 — West Central St.	Natick
9 Miles	14.48	Route 135 — West Central St.	Natick
9.32	15 Km	Route 135 — West Central St.	Natick
9.94	16 Km	Route 135 — West Central St.	Natick
10 Miles	16.09	Route 135 — West Central St.	Natick
10.56	17 Km	Route 135 — East Central St.	Natick
11 Miles	17.70	Route 135 — East Central St.	Natick
11.18	18 Km	Route 135 — East Central St.	Natick
11.80	19 Km	Route 135 — East Central St.	Natick
12 Miles	19.31	Route 135 — Central St.	Wellesley
12.42	20 Km	Route 135 — Central St.	Wellesley
13 Miles	20.92	Route 135 — Central St.	Wellesley
13.04	21 Km	Route 135 — Central St.	Wellesley
13.1 Miles	21.0975	Route 135 — Central St.	Wellesley

Mile	Kilometer	Location	City/Town
13.67	22 Km	Route 16 – Washington St.	Wellesley
14 Miles	22.53	Route 16 – Washington St.	Wellesley
14.29	23 Km	Route 16 – Washington St.	Wellesley
14.91	24 Km	Route 16 – Washington St.	Wellesley
15 Miles	24.14	Route 16 – Washington St.	Wellesley
15.53	25 Km	Route 16 – Washington St.	Wellesley Lower Falls
16 Miles	25.74	Route 16 – Washington St.	Newton Lower Falls
16.15	26 Km	Route 16 – Washington St.	Newton Lower Falls
16.77	27 Km	Route 16 – Washington St.	Newton
17 Miles	27.35	Route 16 – Washington St.	Newton
17.39	28 Km	Route 16 – Washington St.	Newton
18 Miles	28.96	Route 30 – Commonwealth Ave.	West Newton
18.01	29 Km	Route 30 – Commonwealth Ave.	West Newton
18.64	30 Km	Route 30 – Commonwealth Ave.	Newton
19 Miles	30.57	Route 30 – Commonwealth Ave.	Newton
19.26	31 Km	Route 30 – Commonwealth Ave.	Newton
19.88	32 Km	Route 30 – Commonwealth Ave.	Newton
20 Miles	32.18	Route 30 – Commonwealth Ave.	Newton
20.50	33 Km	Route 30 – Commonwealth Ave.	Newton/Chestnut Hill
21 Miles	33.79	Route 30 – Commonwealth Ave.	Newton/Chestnut Hill
21.12	34 Km	Route 30 – Commonwealth Ave.	Newton/Chestnut Hill
21.74	35 Km	Route 30 – Commonwealth Ave.	Boston/Brighton
22 Miles	35.40	Route 30 – Commonwealth Ave.	Boston/Brighton
22.36	36 Km	Chestnut Hill Ave./Cleveland Circle.	Boston/Brighton
22.99	37 Km	Route 9A – Beacon St.	Brookline
23 Miles	37.01	Route 9A – Beacon St.	Brookline
23.61	38 Km	Route 9A – Beacon St.	Brookline
24 Miles	38.62	Route 9A – Beacon St.	Brookline
24.85	40 Km	Route 9A – Beacon St.	Boston
25 Miles	40.23	Route 9A – Beacon St.	Boston
25.2	40.57	Route 30 – Commonwealth Ave.	Boston/Kenmore Square
25.47	41 Km	Route 30 – Commonwealth Ave.	Boston/Back Bay
26 Miles	41.84	Boylston St.	Boston/Back Bay
26.09	42 Km	Boylston St.	Boston/Back Bay
26.2 FINISH	42.195 Km	Boylston St.	Back Bay/Copley Square

KILOMETER PACE CHART

(with 1-mile and half-marathon comparison)

The following table is based on minutes/kilometer, and converts an athlete's pace to the time needed to cover a particular distance. To find the average race pace, look at the finish time and read the pace from the left-hand columns. The average pace of the Boston Marathon course records of Geoffrey Mutai (2:03:02) and Buzunesh Deba (2:19:59) are in bold.

1 Km	1 Mi	5 Km	10 Km	15 Km	20 Km	Half	25 Km	30 Km	35 Km	40 Km	42.195
0:02:45	0:04:26	0:13:45	0:27:30	0:41:15	0:55:00	0:58:01	1:08:45	1:22:30	1:36:15	1:50:00	1:56:02
0:02:50	0:04:34	0:14:10	0:28:20	0:42:30	0:56:40	0:59:47	1:10:50	1:25:00	1:39:10	1:53:20	1:59:33
0:02:55	0:04:42	0:14:35	0:29:09	0:43:44	0:58:18	1:01:31	1:12:53	1:27:27	1:42:02	1:56:37	2:03:02
0:02:59	0:04:48	0:14:55	0:29:50	0:44:45	0:59:40	1:02:56	1:14:35	1:29:30	1:44:25	1:59:20	2:05:52
0:03:00	0:04:51	0:15:00	0:30:00	0:45:00	1:00:00	1:03:15	1:15:00	1:30:00	1:45:00	2:00:00	2:06:29
0:03:05	0:04:58	0:15:25	0:30:50	0:46:15	1:01:40	1:05:03	1:17:05	1:32:30	1:47:55	2:03:20	2:10:06
0:03:10	0:05:06	0:15:50	0:31:40	0:47:30	1:03:20	1:06:49	1:19:10	1:35:00	1:50:50	2:06:40	2:13:37
0:03:15	0:05:14	0:16:15	0:32:30	0:48:45	1:05:00	1:08:34	1:21:15	1:37:30	1:53:45	2:10:00	2:17:08
0:03:17	0:05:18	0:16:28	0:32:56	0:49:24	1:05:52	1:09:28	1:22:20	1:38:47	1:55:15	2:11:43	2:18:57
0:03:19	0:05:20	0:16:35	0:33:11	0:49:46	1:06:21	1:09:59	1:22:56	1:39:32	1:56:07	2:12:42	2:19:59
0:03:20	0:05:22	0:16:40	0:33:20	0:50:00	1:06:40	1:10:21	1:23:20	1:40:00	1:56:40	2:13:20	2:20:43
0:03:25	0:05:30	0:17:05	0:34:10	0:51:15	1:08:20	1:12:05	1:25:25	1:42:30	1:59:35	2:16:40	2:24:10
0:03:30	0:05:38	0:17:30	0:35:00	0:52:30	1:10:00	1:13:50	1:27:30	1:45:00	2:02:30	2:20:00	2:27:41
0:03:35	0:05:46	0:17:55	0:35:50	0:53:45	1:11:40	1:15:36	1:29:35	1:47:30	2:05:25	2:23:20	2:31:12
0:03:40	0:05:54	0:18:20	0:36:40	0:55:00	1:13:20	1:17:21	1:31:40	1:50:00	2:08:20	2:26:40	2:34:43
0:03:45	0:06:02	0:18:45	0:37:30	0:56:15	1:15:00	1:19:07	1:33:45	1:52:30	2:11:15	2:30:00	2:38:14
0:03:50	0:06:10	0:19:10	0:38:20	0:57:30	1:16:40	1:20:52	1:35:50	1:55:00	2:14:10	2:33:20	2:41:45
0:03:55	0:06:18	0:19:35	0:39:10	0:58:45	1:18:20	1:22:38	1:37:55	1:57:30	2:17:05	2:36:40	2:45:16
0:04:00	0:06:26	0:20:00	0:40:00	1:00:00	1:20:00	1:24:23	1:40:00	2:00:00	2:20:00	2:40:00	2:48:47
0:04:05	0:06:34	0:20:25	0:40:50	1:01:15	1:21:40	1:26:09	1:42:05	2:02:30	2:22:55	2:43:20	2:52:18
0:04:10	0:06:42	0:20:50	0:41:40	1:02:30	1:23:20	1:27:54	1:44:10	2:05:00	2:25:50	2:46:40	2:55:49
0:04:15	0:06:50	0:21:15	0:42:30	1:03:45	1:25:00	1:29:40	1:46:15	2:07:30	2:28:45	2:50:00	2:59:20
0:04:20	0:06:58	0:21:40	0:43:20	1:05:00	1:26:40	1:31:25	1:48:20	2:10:00	2:31:40	2:53:20	3:02:51
0:04:25	0:07:06	0:22:05	0:44:10	1:06:15	1:28:20	1:33:11	1:50:25	2:12:30	2:34:35	2:56:40	3:06:22
0:04:30	0:07:14	0:22:30	0:45:00	1:07:30	1:30:00	1:34:56	1:52:30	2:15:00	2:37:30	3:00:00	3:09:53
0:04:35	0:07:23	0:22:55	0:45:50	1:08:45	1:31:40	1:36:42	1:54:35	2:17:30	2:40:25	3:03:20	3:13:24
0:04:40	0:07:31	0:23:20	0:46:40	1:10:00	1:33:20	1:38:27	1:56:40	2:20:00	2:43:20	3:06:40	3:16:55
0:04:45	0:07:39	0:23:45	0:47:30	1:11:15	1:35:00	1:40:13	1:58:45	2:22:30	2:46:15	3:10:00	3:20:26
0:04:50	0:07:47	0:24:10	0:48:20	1:12:30	1:36:40	1:41:58	2:00:50	2:25:00	2:49:10	3:13:20	3:23:57
0:04:55	0:07:55	0:24:35	0:49:10	1:13:45	1:38:20	1:43:44	2:02:55	2:27:30	2:52:05	3:16:40	3:27:28
0:05:00	0:08:03	0:25:00	0:50:00	1:15:00	1:40:00	1:45:29	2:05:00	2:30:00	2:55:00	3:20:00	3:30:58
0:05:05	0:08:11	0:25:25	0:50:50	1:16:15	1:41:40	1:47:15	2:07:05	2:32:30	2:57:55	3:23:20	3:34:29
0:05:10	0:08:19	0:25:50	0:51:40	1:17:30	1:43:20	1:49:00	2:09:10	2:35:00	3:00:50	3:26:40	3:38:00
0:05:15	0:08:27	0:26:15	0:52:30	1:18:45	1:45:00	1:50:46	2:11:15	2:37:30	3:03:45	3:30:00	3:41:31
0:05:20	0:08:35	0:26:40	0:53:20	1:20:00	1:46:40	1:52:31	2:13:20	2:40:00	3:06:40	3:33:20	3:45:02
0:05:25	0:08:43	0:27:05	0:54:10	1:21:15	1:48:20	1:54:17	2:15:25	2:42:30	3:09:35	3:36:40	3:48:33
0:05:30	0:08:51	0:27:30	0:55:00	1:22:30	1:50:00	1:56:02	2:17:30	2:45:00	3:12:30	3:40:00	3:52:04
0:05:35	0:08:59	0:27:55	0:55:50	1:23:45	1:51:40	1:57:48	2:19:35	2:47:30	3:15:25	3:43:20	3:55:35
0:05:40	0:09:07	0:28:20	0:56:40	1:25:00	1:53:20	1:59:33	2:21:40	2:50:00	3:18:20	3:46:40	3:59:06
0:05:45	0:09:15	0:28:45	0:57:30	1:26:15	1:55:00	2:01:19	2:23:45	2:52:30	3:21:15	3:50:00	4:02:37
0:05:50	0:09:23	0:29:10	0:58:20	1:27:30	1:56:40	2:03:04	2:25:50	2:55:00	3:24:10	3:53:20	4:06:08
0:05:55	0:09:31	0:29:35	0:59:10	1:28:45	1:58:20	2:04:50	2:27:55	2:57:30	3:27:05	3:56:40	4:09:39
0:06:00	0:09:39	0:30:00	1:00:00	1:30:00	2:00:00	2:06:35	2:30:00	3:00:00	3:30:00	4:00:00	4:13:10
0:06:05	0:09:47	0:30:25	1:00:50	1:31:15	2:01:40	2:08:21	2:32:05	3:02:30	3:32:55	4:03:20	4:16:41
0:06:10	0:09:55	0:30:50	1:01:40	1:32:30	2:03:20	2:10:06	2:34:10	3:05:00	3:35:50	4:06:40	4:20:12
0:06:15	0:10:03	0:31:15	1:02:30	1:33:45	2:05:00	2:11:52	2:36:15	3:07:30	3:38:45	4:10:00	4:23:43
0:06:20	0:10:12	0:31:40	1:03:20	1:35:00	2:06:40	2:13:37	2:38:20	3:10:00	3:41:40	4:13:20	4:27:14
0:06:25	0:10:20	0:32:05	1:04:10	1:36:15	2:08:20	2:15:23	2:40:25	3:12:30	3:44:35	4:16:40	4:30:45
0:06:30	0:10:28	0:32:30	1:05:00	1:37:30	2:10:00	2:17:08	2:42:30	3:15:00	3:47:30	4:20:00	4:34:16

MILE PACE CHART

(with 1 km and 10 km comparison)

The following table is based on minutes/mile, and converts an athlete's pace to the time needed to cover a particular distance. To find the average race pace, look at the finish time and read the pace from the left-hand columns. The average pace of the Boston Marathon course records of Geoffrey Mutai (2:03:02) and Buzunesh Deba (2:19:59) are in bold.

1 Km	1 Mi	5 Mi	10 Km	10 Mi	Half	15 Mi	20 Mi	25 Mi	26.2 Mi
0:02:48	0:04:30	0:22:30	0:27:58	0:45:00	0:59:00	1:07:30	1:30:00	1:52:30	1:58:00
0:02:54	0:04:40	0:23:20	0:29:00	0:46:40	1:01:11	1:10:00	1:33:20	1:56:40	2:02:22
0:02:55	0:04:42	0:23:27	0:29:09	0:46:55	1:01:31	1:10:23	1:33:51	1:57:19	2:03:02
0:02:59	0:04:48	0:24:00	0:29:50	0:48:00	1:02:56	1:12:00	1:36:00	2:00:00	2:05:52
0:03:00	0:04:51	0:24:15	0:30:00	0:48:30	1:03:15	1:12:45	1:37:00	2:01:15	2:06:29
0:03:03	0:04:55	0:24:35	0:30:33	0:49:10	1:04:28	1:13:45	1:38:20	2:02:55	2:08:55
0:03:06	0:05:00	0:25:00	0:31:04	0:50:00	1:05:33	1:15:00	1:40:00	2:05:00	2:11:06
0:03:10	0:05:05	0:25:25	0:31:35	0:50:50	1:06:39	1:16:15	1:41:40	2:07:05	2:13:17
0:03:13	0:05:10	0:25:50	0:32:06	0:51:40	1:07:44	1:17:30	1:43:20	2:09:10	2:15:28
0:03:16	0:05:15	0:26:15	0:32:37	0:52:30	1:08:50	1:18:45	1:45:00	2:11:15	2:17:39
0:03:17	0:05:18	0:26:30	0:32:56	0:53:00	1:09:28	1:19:30	1:46:00	2:12:29	2:18:57
0:03:19	0:05:20	0:26:42	0:33:11	0:53:23	1:09:59	1:20:05	1:46:47	2:13:29	2:19:59
0:03:20	0:05:22	0:26:50	0:33:20	0:53:40	1:10:21	1:20:30	1:47:20	2:14:10	2:20:43
0:03:22	0:05:25	0:27:05	0:33:40	0:54:10	1:11:01	1:21:15	1:48:20	2:15:25	2:22:02
0:03:25	0:05:30	0:27:30	0:34:11	0:55:00	1:12:06	1:22:30	1:50:00	2:17:30	2:24:13
0:03:28	0:05:35	0:27:55	0:34:42	0:55:50	1:13:12	1:23:45	1:51:40	2:19:35	2:26:24
0:03:31	0:05:40	0:28:20	0:35:13	0:56:40	1:14:17	1:25:00	1:53:20	2:21:40	2:28:35
0:03:34	0:05:45	0:28:45	0:35:44	0:57:30	1:15:23	1:26:15	1:55:00	2:23:45	2:30:46
0:03:37	0:05:50	0:29:10	0:36:15	0:58:20	1:16:29	1:27:30	1:56:40	2:25:50	2:32:57
0:03:41	0:05:55	0:29:35	0:36:46	0:59:10	1:17:34	1:28:45	1:58:20	2:27:55	2:35:08
0:03:44	0:06:00	0:30:00	0:37:17	1:00:00	1:18:40	1:30:00	2:00:00	2:30:00	2:37:19
0:03:47	0:06:05	0:30:25	0:37:48	1:00:50	1:19:45	1:31:15	2:01:40	2:32:05	2:39:30
0:03:50	0:06:10	0:30:50	0:38:19	1:01:40	1:20:51	1:32:30	2:03:20	2:34:10	2:41:42
0:03:53	0:06:15	0:31:15	0:38:50	1:02:30	1:21:56	1:33:45	2:05:00	2:36:15	2:43:53
0:03:56	0:06:20	0:31:40	0:39:21	1:03:20	1:23:02	1:35:00	2:06:40	2:38:20	2:46:04
0:03:59	0:06:25	0:32:05	0:39:52	1:04:10	1:24:07	1:36:15	2:08:20	2:40:25	2:48:15
0:04:02	0:06:30	0:32:30	0:40:23	1:05:00	1:25:13	1:37:30	2:10:00	2:42:30	2:50:26
0:04:05	0:06:35	0:32:55	0:40:55	1:05:50	1:26:19	1:38:45	2:11:40	2:44:35	2:52:37
0:04:09	0:06:40	0:33:20	0:41:26	1:06:40	1:27:24	1:40:00	2:13:20	2:46:40	2:54:48
0:04:12	0:06:45	0:33:45	0:41:57	1:07:30	1:28:30	1:41:15	2:15:00	2:48:45	2:56:59
0:04:15	0:06:50	0:34:10	0:42:28	1:08:20	1:29:35	1:42:30	2:16:40	2:50:50	2:59:10
0:04:18	0:06:55	0:34:35	0:42:59	1:09:10	1:30:41	1:43:45	2:18:20	2:52:55	3:01:21
0:04:21	0:07:00	0:35:00	0:43:30	1:10:00	1:31:46	1:45:00	2:20:00	2:55:00	3:03:33
0:04:24	0:07:05	0:35:25	0:44:01	1:10:50	1:32:52	1:46:15	2:21:40	2:57:05	3:05:44
0:04:27	0:07:10	0:35:50	0:44:32	1:11:40	1:33:57	1:47:30	2:23:20	2:59:10	3:07:55
0:04:30	0:07:15	0:36:15	0:45:03	1:12:30	1:35:03	1:48:45	2:25:00	3:01:15	3:10:06
0:04:33	0:07:20	0:36:40	0:45:34	1:13:20	1:36:08	1:50:00	2:26:40	3:03:20	3:12:17
0:04:37	0:07:25	0:37:05	0:46:05	1:14:10	1:37:14	1:51:15	2:28:20	3:05:25	3:14:28
0:04:40	0:07:30	0:37:30	0:46:36	1:15:00	1:38:20	1:52:30	2:30:00	3:07:30	3:16:39
0:04:43	0:07:35	0:37:55	0:47:07	1:15:50	1:39:25	1:53:45	2:31:40	3:09:35	3:18:50
0:04:46	0:07:40	0:38:20	0:47:38	1:16:40	1:40:31	1:55:00	2:33:20	3:11:40	3:21:01
0:04:49	0:07:45	0:38:45	0:48:10	1:17:30	1:41:36	1:56:15	2:35:00	3:13:45	3:23:12
0:04:52	0:07:50	0:39:10	0:48:41	1:18:20	1:42:42	1:57:30	2:36:40	3:15:50	3:25:24
0:04:55	0:07:55	0:39:35	0:49:12	1:19:10	1:43:47	1:58:45	2:38:20	3:17:55	3:27:35
0:04:58	0:08:00	0:40:00	0:49:43	1:20:00	1:44:53	2:00:00	2:40:00	3:20:00	3:29:46
0:05:04	0:08:10	0:40:50	0:50:45	1:21:40	1:47:04	2:02:30	2:43:20	3:24:10	3:34:08
0:05:08	0:08:15	0:41:15	0:51:16	1:22:30	1:48:10	2:03:45	2:45:00	3:26:15	3:36:19
0:05:11	0:08:20	0:41:40	0:51:47	1:23:20	1:49:15	2:05:00	2:46:40	3:28:20	3:38:30
0:05:17	0:08:30	0:42:30	0:52:49	1:25:00	1:51:26	2:07:30	2:50:00	3:32:30	3:42:52
0:05:23	0:08:40	0:43:20	0:53:51	1:26:40	1:53:37	2:10:00	2:53:20	3:36:40	3:47:15
0:05:26	0:08:45	0:43:45	0:54:22	1:27:30	1:54:43	2:11:15	2:55:00	3:38:45	3:49:26
0:05:29	0:08:50	0:44:10	0:54:53	1:28:20	1:55:48	2:12:30	2:56:40	3:40:50	3:51:37
0:05:36	0:09:00	0:45:00	0:55:56	1:30:00	1:58:00	2:15:00	3:00:00	3:45:00	3:55:59
0:05:42	0:09:10	0:45:50	0:56:58	1:31:40	2:00:11	2:17:30	3:03:20	3:49:10	4:00:21
0:05:45	0:09:15	0:46:15	0:57:29	1:32:30	2:01:16	2:18:45	3:05:00	3:51:15	4:02:32
0:05:48	0:09:20	0:46:40	0:58:00	1:33:20	2:02:22	2:20:00	3:06:40	3:53:20	4:04:43
0:05:54	0:09:30	0:47:30	0:59:02	1:35:00	2:04:33	2:22:30	3:10:00	3:57:30	4:09:06

WEATHER CONDITIONS IN RECENT YEARS

Year	Hopkinton Temp.	Boston Temp.	Wind	Sky
2000	50	47	N/NE 7–12 mph	Cloudy
2001	53	54	N/NE 1–5 mph	Partly cloudy
2002	53	56	N/NE 1–5 mph	Mostly cloudy
2003	70	59	Variable 3–8 mph	Clear
2004	83	86	WSW/SW/W 8–11 mph	Clear
2005	70	66	E/NE 5–8 mph	Clear
2006	55	53	Calm	Clear
2007	47	50	E/ESE 20–30 mph	Overcast, rain
2008	53	53	W 2 mph	Clear
2009	51	47	E/SE 9–16 mph	Partly cloudy
2010	49	55	E/NE 2–5 mph	Partly cloudy
2011	46	55	W/SW 16–20 mph	Clear
2012	65	87	W/SW 10–20 mph	Clear
2013	56	54	E 3 mph	Clear
2014	61	62	WSW 2–3 mph	Sunny
2015	44	46	ESE 5–11 mph	Overcast, rain
2016	71	62	Variable 6 mph	Clear
2017	70	73	WSW 1–3 mph	Clear
2018	38	46	S/SE 5–10 mph	Rain
2019	58	61	WNW 1–2 mph	Overcast, partly rain
2021	59	66	S/SE 1–2 mph	Partly cloudy
2022	54	66	E/NE 1–4 mph	Clear
2023	69	71	Calm	Overcast, partly rain
2024	62	68	S/SE 2–4 mph	Clear, scattered clouds

UNUSUAL WEATHER CONDITIONS OVER THE YEARS

Snow

1907	Traces of sleet
1908	Snowflakes and drizzle
1925	Cold wind and occasional snowflakes
1961	Snow squalls driven by winds of 10–12 mph; recorded temperature was 39 degrees
1967	Snow squalls accompanied the runners through the first five miles

Driving Rain

1970	Mix of rain and sleet; temperatures in the high 30s
2007	Rain; winds gusting 25–30 mph; temperatures in the mid–40s
2015	Rain; a steady headwind with frequent strong gusts; temperatures in the mid–40s
2018	Steady driving rain with gusts of strong winds; temperatures in the upper–30s to low–40s

Extreme Heat or Unseasonable Warmth

1905	The temperature was reported to have reached the 100–degrees mark.
1909	The temperature soared to 97 degrees.
1915	Reports of “intense heat.”
1927	With the temperature reaching 84 degrees, a newly surfaced but uncured road melted under the runners’ shoes.
1931	Reports of “terrific heat” that “spelled ruin to the hopes of countless ambitious runners.”
1952	The temperature rose to the upper 80s, with a high of 88 degrees.
1958	The temperature climbed to 84 degrees.
1976	For much of the first half of the race, the temperature along the course was reported to be 96 degrees.
1987	The temperature was in the mid–/upper 80s and the humidity was more than 95 percent.
2004	The hottest marathon since 1976 (86 degrees at the finish) caused a record number of heat-related illnesses.
2012	The temperature reached 75 degrees by the start of the Women’s Elite field (9:30 a.m.), with a high of 89 degrees reported in Framingham (10K mark) by midday.

Other Unusual Weather Conditions

1939	Runners at the start of the race in Hopkinton experienced dark skies caused by a northeast storm and a partial eclipse of the sun.
2002	A heavy mist severely reduced visibility, grounding helicopters, which resulted in limited televised coverage of the race.
2010	Eyjafjallajökull, a volcano in Southern Iceland, erupted in late March, and again on April 14, interrupting European air travel for weeks. Hundreds of Boston Marathon entrants were unable to make the trip and were granted the option of deferred entry into the 2011 Boston Marathon.

PARTICIPATION THROUGH THE YEARS

INAUGURAL B.A.A. ROAD RACE

Monday, April 19, 1897 18 Entrants 15 Starters 10 Finishers

YEAR-BY-YEAR ENTRANTS

Due to U.S. involvement in World War I, a military relay race was held in 1918.

Year	Entrants	Year	Entrants	Year	Entrants
1897	18	1941	156	1985	5,595
1898	24	1942	144	1986	4,904
1899	17	1943	113	1987	6,399
1900	36	1944	80	1988	6,758
1901	42	1945	90	1989	6,458
1902	50	1946	116	1990	9,412
1903	69	1947	184	1991	8,686
1904	94	1948	193	1992	9,629
1905	84	1949	187	1993	8,930
1906	105	1950	167	1994	9,059
1907	126	1951	191	1995	9,416
1908	147	1952	198	1996	38,708
1909	182	1953	198	1997	10,471
1910	169	1954	176	1998	11,499
1911	142	1955	210	1999	12,797
1912	131	1956	211	2000	17,813
1913	82	1957	180	2001	15,606
1914	83	1958	203	2002	16,936
1915	78	1959	198	2003	20,223
1916	70	1960	197	2004	20,344
1917	70	1961	231	2005	20,405
1918	Relay	1962	232	2006	22,473
1919	48	1963	285	2007	23,869
1920	76	1964	403	2008	25,283
1921	77	1965	447	2009	26,331
1922	78	1966	540	2010	26,790
1923	78	1967	741	2011	26,964
1924	147	1968	1,014	2012	26,655
1925	121	1969	1,342	2013	26,839
1926	112	1970	1,174	2014	35,671
1927	195	1971	1,067	2015	30,251
1928	285	1972	1,219	2016	30,741
1929	215	1973	1,574	2017	30,159
1930	218	1974	1,951	2018	30,088
1931	228	1975	2,365	2019	30,351
1932	261	1976	2,188	2020	17,952 (Virtual)
1933	253	1977	3,040	2021	18,075 (In-Person)
1934	239	1978	4,764	2021	28,793 (Virtual)
1935	212	1979	7,927	2022	28,506
1936	215	1980	5,471	2023	30,224
1937	195	1981	6,881	2024	29,427
1938	209	1982	7,647		
1939	215	1983	6,674		
1940	195	1984	6,924		
				TOTAL	890,674

GROWTH OF THE FIELD

Year	Entrants		Entrants	Entrants	Finishers	Finishers	Finishers	Finishers
	Total	Men	Women	Non-Binary	Total	Men	Women	Non-Binary
1972	1,219	1,210	9	n/a	n/a	n/a	8	n/a
1973	1,574	1,562	12	n/a	n/a	n/a	6	n/a
1974	1,951	1,905	46	n/a	n/a	n/a	19	n/a
1975	2,365	2,313	52	n/a	1,848	1,820	28	n/a
1976	2,188	2,110	78	n/a	1,161	1,133	28	n/a
1977	3,040	2,899	141	n/a	2,329	2,227	102	n/a
1978	4,764	4,537	227	n/a	4,071	3,885	186	n/a
1979	7,927	7,400	527	n/a	5,958	5,662	296	n/a
1980	5,471	5,015	456	n/a	3,665	3,428	237	n/a
1981	6,881	6,203	678	n/a	5,590	5,074	516	n/a
1982	7,647	6,780	867	n/a	5,046	4,562	484	n/a
1983	6,674	5,949	725	n/a	5,388	4,833	555	n/a
1984	6,924	6,086	838	n/a	5,290	4,708	582	n/a
1985	5,595	4,894	701	n/a	3,931	3,472	459	n/a
1986	4,904	4,262	642	n/a	3,750	3,294	456	n/a
1987	6,399	5,406	993	n/a	5,369	4,576	793	n/a
1988	6,758	5,665	1,093	n/a	5,261	4,472	789	n/a
1989	6,458	5,320	1,138	n/a	5,104	4,239	865	n/a
1990	9,412	7,669	1,743	n/a	7,950	6,516	1,434	n/a
1991	8,686	7,124	1,562	n/a	7,642	6,291	1,351	n/a
1992	9,629	7,736	1,893	n/a	8,123	6,562	1,561	n/a
1993	8,930	7,069	1,861	n/a	7,517	6,013	1,504	n/a
1994	9,059	7,047	2,012	n/a	8,093	6,353	1,740	n/a
1995	9,416	7,241	2,175	n/a	8,258	6,409	1,849	n/a
1996	38,708	29,469	9,239	n/a	35,868	27,371	8,497	n/a
1997	10,471	7,473	2,998	n/a	8,891	6,414	2,477	n/a
1998	11,499	7,950	3,549	n/a	10,293	7,149	3,144	n/a
1999	12,797	8,507	4,290	n/a	11,274	7,511	3,763	n/a
2000	17,813	11,442	6,371	n/a	15,668	10,199	5,469	n/a
2001	15,606	9,895	5,711	n/a	13,408	8,594	4,814	n/a
2002	16,936	10,590	6,346	n/a	14,573	9,234	5,339	n/a
2003	20,223	12,626	7,597	n/a	17,030	10,728	6,302	n/a
2004	20,344	12,647	7,697	n/a	16,733	10,496	6,237	n/a
2005	20,405	12,504	7,901	n/a	17,528	10,884	6,644	n/a
2006	22,473	13,630	8,843	n/a	19,682	12,061	7,621	n/a
2007	23,869	14,344	9,525	n/a	20,339	12,365	7,974	n/a
2008	25,283	14,844	10,439	n/a	21,948	13,019	8,929	n/a
2009	26,331	15,397	10,934	n/a	22,842	13,545	9,297	n/a
2010	26,790	15,462	11,328	n/a	22,720	13,161	9,559	n/a
2011	26,964	15,445	11,462	n/a	23,913	13,839	10,074	n/a
2012	26,655	15,503	11,152	n/a	21,616	12,621	8,995	n/a

Bold italic = Boston record

GROWTH OF THE FIELD (continued)

Year	Entrants Total	Entrants Men	Entrants Women	Entrants Non-Binary	Finishers Total	Finishers Men	Finishers Women	Finishers Non-Binary
2013*	26,839	15,233	11,606	n/a	17,600	10,649	6,951	n/a
2014	35,671	19,579	16,092	n/a	31,923	17,581	14,342	n/a
2015	30,251	16,500	13,751	n/a	26,597	14,580	12,017	n/a
2016	30,741	16,629	14,112	n/a	26,629	14,463	12,166	n/a
2017	30,159	16,515	13,740	n/a	26,581	14,570	12,011	n/a
2018	30,088	16,673	13,415	n/a	25,907	14,268	11,639	n/a
2019	30,351	16,646	13,705	n/a	26,762	14,760	12,002	n/a
2020^	17,952	9,707	8,245	n/a	16,183	8,744	7,439	n/a
2021	18,075	9,365	8,710	n/a	15,385	7,942	7,443	n/a
In-Person								
2021	28,793	12,902	15,835	n/a	22,876	10,486	12,348	n/a
Virtual								
2022	28,580	16,425	12,155	n/a	24,908	14,318	10,590	n/a
2023	30,224	17,261	12,937	26	26,706	15,238	11,444	24
2024	29,427	16,781	12,593	53	25,640	14,637	10,955	48
TOTAL	874,189	551,346	322,747	79	739,367	466,956	272,330	72

* 5,633 runners were stopped on the course due to the events that occurred at the finish line.
 These runners were given projected finish times.

Bold italic = Boston record

^The 2020 race was held virtually as part of the Boston Marathon Virtual Experience

Note: Participation totals are subject to change.

MARATHON MILESTONES

Tuesday, March 15, 1887

The Boston Athletic Association was established, and construction began soon after on the B.A.A. Clubhouse at the corner of Exeter and Blagden Streets.

Summer 1896

The marathon at the first modern Olympic Games in Athens in 1896 served as the inspiration for the B.A.A. Boston Marathon. John Graham, coach and manager of the B.A.A. athletes, was a keen observer of the Marathon-to-Athens Race and returned to Boston with plans to institute a strikingly similar long-distance run the following spring.

Monday, April 19, 1897

The Boston Marathon was originally called the American Marathon and was the final event of the B.A.A. Games. The first running of the Boston Marathon commenced at the site of Metcalf's Mill in Ashland and finished at the Irvington Oval near Copley Square. John J. McDermott, of New York, emerged from a 15-member starting field to capture the inaugural Boston Marathon.

Tuesday, April 19, 1898

In its second running, the Boston Marathon welcomed its first foreign champion when 22-year-old Boston College student Ronald J. MacDonald of Antigonish, Nova Scotia, won the race in 2:42:00. MacDonald's accomplishment foreshadowed the international appeal the race would later attract.

Wednesday, April 19, 1911

The legendary Clarence H. DeMar of Melrose, Massachusetts, won his first of seven Boston Marathon titles. However, on the advice of medical experts, DeMar initially "retired" from the sport following his first title. He later won six titles between 1922 and 1930, including three consecutive titles from 1922 through 1924. DeMar was 41 years old when he won his final title in 1930.

Friday, April 19, 1918

Due to American involvement in World War I, the traditional Patriots' Day race underwent a change of format but preserved its perennial nature. A 10-man military relay race was contested on the course, and the team from Camp Devens in Ayer, Massachusetts, bested the field in 2:24:53.

Saturday, April 19, 1924

The course was lengthened to 26 miles, 385 yards to conform to the Olympic standard, and the starting line was moved west from Ashland to Hopkinton.

Thursday, April 19, 1928

John A. Kelley made his Boston Marathon debut. Kelley, who won the race in 1935 and again in 1945, posted the record for most Boston Marathons started (61) and finished (58). His final race came in 1992 at the age of 84. Meanwhile, Clarence H. DeMar captured his second straight title. To date, only nine open division men's champions have returned to successfully defend their titles. DeMar is the only one to have recorded consecutive triumphs on more than one occasion (1922–24 and 1927–28).

Monday, April 20, 1936

The last of Newton's hills was given the nickname "Heartbreak Hill" by *Boston Globe* reporter Jerry Nason. When John A. Kelley caught eventual champion Ellison "Tarzan" Brown on the Newton hills, Kelley made a friendly gesture of tapping Brown on the shoulder. Brown responded by regaining the lead on the final hill, and as Nason reported, "breaking Kelley's heart."

Saturday, April 19, 1947

For the first time in the history of the men's open race, a world best was established at the Boston Marathon when Korean Yun Bok Suh turned in a 2:25:39 performance.

Monday, April 19, 1948

The Boston Marathon crowned its second four-time champion when Gerard A. Cote of Hyacinthe, Quebec, edged B.A.A. runner Ted Vogel. Cote's first triumph came in 1940, and he added back-to-back wins in 1943 and 1944. To date, only DeMar, Cote, Bill Rodgers, and Robert Kipkoech Cheruiyot have won the men's open race four or more times.

Saturday, April 20, 1957

John J. Kelley became the first and currently lone B.A.A. club member to win the Boston Marathon. In addition, from 1946 to 1967, Kelley was the only American to win the race.

Tuesday, April 19, 1966

Although not an official entrant, Roberta "Bobbi" Gibb became the first woman to run the Boston Marathon. Joining the starting field shortly after the gun had been fired, Gibb finished the race in 3:21:40 to place 126th overall. Gibb again claimed the "unofficial" title in 1967 and 1968.

Wednesday, April 19, 1967

By signing her entry form "K. V. Switzer," Kathrine Switzer became the first woman to receive a number in the Boston Marathon. By her own estimate, Switzer finished in 4:20:00. In 2017, Switzer returned to Boston and ran on the 50th anniversary of her memorable 1967 race, finishing in 4:44:31. Her bib number 261 was retired in a ceremony on April 18, 2017.

Monday, April 21, 1969

The Boston Marathon has traditionally been held on the holiday commemorating Patriots' Day. Beginning in 1969, the holiday became officially recognized as the third Monday in April.

Monday, April 20, 1970

Qualifying standards were introduced. The official B.A.A. entry form stated, "A runner must submit the certification...that he has trained sufficiently to finish the course in less than four hours."

Monday, April 17, 1972

Women were allowed to officially run the Boston Marathon, and Nina Kuscsik emerged from an eight-member field to win the race in 3:10:26.

Monday, April 21, 1975

A trio of stories emerged from this race, as Bill Rodgers collected his first of four titles, Bob Hall became the first officially recognized participant to complete the course in a wheelchair, and Liane Winter of West Germany established a women's world best of 2:42:24. Hall was granted permission to enter the race provided that he covered the distance in under three hours. Hall finished in 2:58:00, signaling the start of the wheelchair division.

Monday, April 18, 1983

Joan Benoit won her second Boston Marathon in a world best time of 2:22:43. Benoit, who won the inaugural women's Olympic Marathon the following year, became the first person to win the Boston and Olympic Marathons. Greg A. Meyer, a resident of Massachusetts at the time, won the men's race.

Monday, April 21, 1986

Through the generous support of principal sponsor John Hancock, prize money was awarded for the first time, and Robert de Castella of Australia earned \$60,000 and a Mercedes-Benz for finishing first in a course record time of 2:07:51. On the women's side, Ingrid Kristiansen of Norway captured her first of two Boston Marathon titles in 2:24:55. She received \$39,000 and a Mercedes-Benz. (Kristiansen won her second title in 1989.)

Monday, April 18, 1988

Kenya's Ibrahim Hussein finished one second ahead of Tanzania's Juma Ikangaa, and became the first African to win the Boston Marathon, or any other major marathon.

Monday, April 16, 1990

Jean Driscoll of Champaign, Illinois, won her first of seven consecutive wheelchair division races. John Campbell of New Zealand established a world masters best of 2:11:04, finishing fourth overall.

Monday, April 18, 1994

World best performances were established in the men's and women's wheelchair divisions, while course records fell in the men's and women's open divisions. For the fifth consecutive year, Jean Driscoll posted a world best to win the women's wheelchair division, while Heinz Frei of Switzerland set the men's world best to mark the 12th time the record had been established at Boston. Cosmas Ndeti of Kenya lowered the course record to 2:07:15, while Uta Pippig set the women's standard at 2:21:45.

Monday, April 15, 1996

The historic 100th running of the Boston Marathon attracted 38,708 entrants (36,748 starters) and had 35,868 official finishers, which stood as the largest field of finishers in the history of the sport until 2004 (New York City: 37,257 starters; 36,544 finishers). Uta Pippig overcame a 30-second deficit and severe dehydration, among other difficulties, to become the first woman of the official era to win the race three consecutive years.

Monday, April 21, 1997

Fatuma Roba of Ethiopia became the fourth person to win the Boston and Olympic Marathons, and the first African woman to win the Boston Marathon. Two years later, she would become the second woman of the official era to win the race three consecutive years.

Monday, April 17, 2000

After seven consecutive victories (1990–96) followed by three years as runner-up (1997–99), Jean Driscoll won an unprecedented eighth title in the wheelchair division, moving her past legendary Hall of Famer Clarence H. DeMar for most all-time victories at Boston. Catherine Ndereba became the first Kenyan woman to win the Boston Marathon; Elijah Lagat, also of Kenya, was first to the finish in the men's race, marking the 10th consecutive year a runner from his country won the title. Both the men's and women's races were the closest in history.

Monday, April 15, 2002

Two records were set in the women's race when Margaret Okayo of Kenya dethroned two-time defending champion Catherine Ndereba in 2:20:43, and Russian Firaya Sultanova-Zhdanova broke the 14-year-old masters record with her 2:27:58 victory.

Monday, April 21, 2003

The Boston Marathon qualifying times were adjusted for the first time since 1990, and the maximum field size was set at 20,000 official entrants.

Monday, April 19, 2004

To better showcase the women's elite field, the B.A.A. implemented a separate start for the top female runners. In a dramatic change to race format, 35 national- and international-caliber women began at 11:31 a.m. (29 minutes before the rest of the field and the traditional noon start). Also, Ernst van Dyk, of South Africa, made history in the wheelchair division when he won for the fourth consecutive year in a world record time of 1:18:27, and he became the first person to ever crack the 1:20:00 barrier.

Monday, April 18, 2005

Catherine Ndereba became the first four-time winner of the women's open division. Ernst van Dyk added to his record for consecutive wins in the men's wheelchair division, capturing his fifth straight title. In Tallil, Iraq, 41 U.S. servicemen and women completed the first-ever Boston Marathon in Iraq that same day.

Monday, April 17, 2006

In one of the most significant changes in Boston Marathon history, the field was divided into two starting waves, with 10,000 runners beginning at the traditional noon starting time, and the remainder of the runners starting at 12:30 p.m. In addition to the two-wave start, the Marathon for the first time scored the event by net (chip) time. Robert Kipkoech Cheruiyot beat Cosmas Ndeti's 12-year-old course record by one second, while Rita Jeptoo, Jelena Prokopcuka, and Reiko Tosa provided the women's division's closest-ever 1-2-3 finish.

Monday, April 16, 2007

For the second year in a row the start of the race underwent a major change, this time with the start time being rolled back to 10:00 a.m. The wheelchair race featured the first two Japanese champions in the history of that division, with Masazumi Soejima and Wakako Tsuchida winning the men's and women's titles, respectively.

Monday, April 21, 2008

Robert Kipkoech Cheruiyot won his fourth total, and third consecutive, Boston title, joining Clarence H. DeMar, Gerard Cote, and Bill Rodgers as the only men to have won the race at least four times.

Monday, April 19, 2010

Robert Kiprono Cheruiyot from Kenya established a new men's course record by 82 seconds with a time of 2:05:52. In the men's wheelchair division, Ernst van Dyk of South Africa won in 1:26:53 and became the most successful Boston Marathon competitor of all time, with his ninth title. The race marked 25 years of partnership between principal sponsor John Hancock and the B.A.A. The official charity program surpassed the \$100 million mark in 2010.

Monday, April 18, 2011

Geoffrey Mutai from Kenya set a new course record, as well as a new world's best time of 2:03:02. The top four men all finished under the old course record. Caroline Kilel of Kenya just outlasted Desiree Davila of the United States to win in 2:22:36. The wheelchair division had an emotional element all its own, with both men's and women's victories going to Japan — this just after the earthquake that had struck that country. Masazumi Soejima finished ahead of Kurt Fearnley and Ernst van Dyk in a winning time of 1:18:50.

Monday, April 16, 2012

Weather conditions reached almost 90 degrees along the course. The heat did not affect Canada's Josh Cassidy, who pulled away early to win the wheelchair division in 1:18:25, breaking Ernst van Dyk's course record by two seconds. Due to the warm-weather forecast, anyone who decided to pick up a bib but chose not to run the race was given automatic deferment to the 2013 Boston Marathon. After timing adjudication post-race, 2,160 runners became eligible for this offer. The 500,000th finisher in the 116-year history of the Boston Marathon crossed the finish line.

Monday, April 15, 2013

On a glorious day for racing, Ethiopia's Lelisa Desisa and Kenya's Rita Jeptoo ran to victories with times of 2:10:22 and 2:26:25, while Hiroyuki Yamamoto (Japan) and Tatyana McFadden (USA) won the wheelchair titles. During the afternoon, as runners were still racing toward the finish line, tragedy struck when two explosions went off in the final stretch of Boylston Street. Responding heroically, medical personnel, volunteers, law enforcement, and spectators quickly came to the aid of the many injured. Tragically, four lives were lost surrounding the explosions and attacks in Boston. In the aftermath of April 15, 2013, runners and citizens from around the globe united as one to celebrate the strength and resiliency of the community. "Boston Strong" became a rallying cry for all to gather around, exemplifying our determination to prevail stronger through adversity.

Monday, April 21, 2014

In a triumphant victory, American Mebrahtom (Meb) Keflezighi crossed the finish first on Boylston Street in a personal best of 2:08:37. Keflezighi was spurred on by the memories of those impacted by the tragic events at the 2013 Boston Marathon, becoming the first American man to win the open race since Greg Meyer in 1983. Rita Jeptoo of Kenya appeared to have ran a course record of 2:18:57 to finish first, though her result was later dismissed in 2016 due to a ruling by the Court of Arbitration for Sport. Thus, Buzunesh Deba was declared champion and the new course record holder thanks to her time of 2:19:59. In the men's wheelchair division, Ernst van Dyk of South Africa won his 10th Boston Marathon title, while Tatyana McFadden of the United States retained the women's crown.

Monday, April 18, 2016

Celebrating the 50th anniversary of Roberta "Bobbi" Gibb's 1966 run to become the first woman to complete the Boston Marathon, officials announced that the era between 1966 and 1971 would no longer be known as the "Unofficial Era." Rather, this time period would be known as the "Pioneer Era" going forward. As a symbol of appreciation and thanks for her role in the women's running movement, women's winner Atsede Baysa gifted her Champion's Trophy to Gibb. Gibb served as the 2016 Boston Marathon Grand Marshal.

Monday, April 16, 2018

Prevailing in some of the worst weather conditions in race history were American Desiree Linden and Japan's Yuki Kawauchi. Driving rain and very strong winds made it tough for all participants, yet did not stop Linden from becoming the first U.S. woman in 33 years to win the open division. Kawauchi was the first Japanese men's champion since 1987. In recognition of the B.A.A.'s Year of Service, a Military Relay team of 16 servicemen and women passed a baton from Hopkinton to Boston in honor of the centennial anniversary of the 1918 Boston Marathon Military Relay.

September 5-14, 2020

The 124th Boston Marathon was postponed from its traditional April date and ultimately held as a fully virtual event due to the coronavirus pandemic. Entrants had ten days from September 5–14 to complete 26.2 miles in one continuous run to earn their unicorn medal and be recognized as a Boston Marathon finisher. In total, 16,183 finishers—90% of the field—from 84 countries and all 50 U.S. states finished the Boston Marathon Virtual Experience, bringing the spirit of Boston to neighborhoods around the globe.

October 11, 2021

The 125th Boston Marathon was the first fall edition of the race, pushed back from its traditional date due to the coronavirus pandemic. For the first time in 910 days, participants took to the roads from Hopkinton to Boston celebrating the triumphant return to in-person road racing. The 2021 event featured the first ever Para Athletics Divisions, and also saw the introduction of an equal \$50,000 course record bonus for open and wheelchair divisions. In addition to the in-person race, a Virtual 125th Boston Marathon was held October 8-10 with more than 22,000 finishers from around the world completing the race within their home towns.

April 18, 2022

Peres Jepchirchir of Kenya won the women's open title in a sprint over Ethiopia's Ababel Yeshaneh, 2:21:01 to 2:21:05. With her victory, Jepchirchir became the first athlete in history to win the Boston Marathon, New York City Marathon, and Olympic Marathon titles, doing so within a span of 254 days.

June 5, 2024

On the occasion of Global Running Day, the B.A.A. unveiled a new emblem for the Boston Marathon presented by Bank of America. The Boston Marathon's iconic unicorn symbol evolved into a forward-facing, athletic unicorn symbolizing the B.A.A.'s running future. "Between our mass participatory events and our support of philanthropic organizations, we aim to spearhead continued growth and enthusiasm around the sport of running while supporting those around us," said Jack Fleming, B.A.A. President and CEO.

QUARTER CENTURY CLUB

The following athletes are part of the “Quarter Century Club” having completed at least 25 consecutive Boston Marathons in a row. This list is representative of athletes who have active finish streaks entering this year’s race.

Name	Home	Consecutive Boston’s Completed	Name	Home	Consecutive Boston’s Completed
Mark Bauman	MI	55	Kevin Callahan	RI	32
Dave McGillivray	MA	52	Bob Dunfee	ME	32
Daniel Larson	NY	49	Drew A Wasko Jr.	NY	32
Ludovit Cap	SC	48	Stephen Godale	OH	31
Mike Beeman	SC	47	David J Nerrow Jr.	MA	31
Mark J Buciak	IL	45	Larry E Rutledge	OH	31
S. Mark Courtney	PA	45	Joseph Sikora	VA	31
Jim Musante	FL	44	Patricia Soden	FL	31
John Ratier	SC	42	William S Bachicha	CA	30
Scott Strider	FL	42	Todd Brown	CT	30
James A Flanigan	CA	40	David E Dwornick	MI	30
Gerard J Ottaviano	MA	40	Michael Gentile	MA	30
Timothy Gilday	FL	39	Kevin Kasprzyk	MI	30
Todd R White	AL	39	Calvin Ma	CO	30
Scott R Graham	MA	38	Douglas Murphy	TN	30
Patty Hung	CA	38	Alan R Paine	MA	30
William Romito	MA	38	Scott B Phillips	IL	30
David R Audet	NH	37	Jennifer Schubert-Akin	CO	30
John Geesler	NY	37	Gail Thomson	NC	30
Ikuko Hampton	NJ	37	Jason Burke	MA	29
Stephen Burrows	ON	36	Timothy D Decker	NY	29
Brian Crane	MA	36	Wally Dunn	SC	29
Michael Williams	OK	36	James Geary	CA	29
John Brown	TX	35	Richard F Houston	MA	29
Brian J Foley	MA	35	Eric Kobrine	CA	29
Stavros Kanaracus	MA	35	Joseph Kvilhaug	MA	29
James Nolan	PA	35	John Levey	MA	29
Linda Parrish	NH	35	Peter Madden	NH	29
Kay Pon-Brown	TX	35	Christopher Mertz	PA	29
David P Santoro	MA	35	James Newett	ME	29
Michael Davis	MA	34	Eleanor F Williamson	FL	29
Fred J Haberle III	TX	34	Thomas A Ahearn	MA	28
Todd Henry	PA	34	Zeus Estrada	MA	28
Dermot Holwell	ON	34	Michael Hovagimian	MA	28
Scott Nanfelt	RI	34	John Krasniewicz	CT	28
Stephen Peckiconis	MA	34	Marc O’meara	MA	28
Mae Shoemaker	MA	34	Stephen Pugsley	MA	28
Gerald E Bray	MA	33	Jonathan Roche	MA	28
Michael Kent	MA	33	Aaron Russell	OH	28
Michael McCormick	MA	33	Sadik Tokgoz	MA	28
James H Morehart	CA	33	Jeanne Caron	MA	27
Kathryn Waldron	WI	33	Elward Crawford	CO	27
Andriette Wickstrom	IA	33	Jonathan Dunford	FL	27
Jeffrey J Zioli	OH	33	Drew Mickel	CA	27

Name	Home	Consecutive Boston's Completed
Brian Oates	MA	27
Robert G Sudomir	OH	27
John Taylor III	IA	27
Nancy Winchester	TX	27
Daniel A Anter	RI	26
Christopher Bain	MD	26
Bruce C Beebe	CT	26
George Braun	CO	26
Hiran Cantu	CT	26
Tonia Conover	NJ	26
Stephen A Kilburn	ON	26
Robert Laitman	NY	26
Michael T Moon	BC	26
Troy Moran	MA	26
Brian Patrick Mulligan	RI	26
Terry Murphy	LA	26
Laurie Nahigian	MA	26
Scott Relf	FL	26
Francis R Russo Jr.	CO	26
Adam Sulkowski	MA	26
James Sweeney	MA	26
Joseph Vida	VA	26
Barry D Wallman	CA	26
Bobby Wilder	SC	26
Nasser S Buisier	MA	25
Eric Daugherty	PA	25
Jennifer Desimone	MA	25
Michael Kloepfer	CA	25
Kevin Lohner	CA	25
Keith D Shields	MA	25
Scott Willson	CO	25

3. Champions

Men's Open Division	46
Women's Open Division.....	49
Open Champions by Country	50
Men	50
Women	53
Masters Division (40–49)	54
Veterans Division (50–59)	56
Seniors Division (60–69)	58
70+ Division	60
Para Athletics Divisions.....	62
Team Competition.....	65

MEN'S OPEN DIVISION

Year	Champion	Age	Home	Time
1897	John J. McDermott.....	22	New York.....	2:55:10
1898	Ronald J. MacDonald.....	22	Canada.....	2:42:00
1899	Lawrence Brignolia.....	23	Massachusetts.....	2:54:38
1900	John P. Caffery.....	20	Canada.....	2:39:44
1901	John P. Caffery.....	21	Canada.....	2:29:23
1902	Samuel A. (Sammy) Mellor, Jr.....	23	New York.....	2:43:12
1903	John C. Lorden.....	28	Massachusetts.....	2:41:29
1904	Michael Spring.....	21	New York.....	2:38:04
1905	Frederick Lorz.....	26	New York.....	2:38:25
1906	Timothy Ford.....	18	Massachusetts.....	2:45:45
1907	Thomas Longboat.....	19	Canada.....	2:24:24
1908	Thomas P. Morrissey.....	19	New York.....	2:25:43
1909	Henri Renaud.....	19	New Hampshire.....	2:53:36
1910	Fred L. Cameron.....	23	Canada.....	2:28:52
1911	Clarence H. DeMar.....	22	Massachusetts.....	2:21:39
1912	Michael J. Ryan.....	23	New York.....	2:21:18
1913	Fritz Carlson.....	29	Minnesota.....	2:25:14
1914	James Duffy.....	23	Canada.....	2:25:01
1915	Edouard Fabre.....	29	Canada.....	2:31:41
1916	Arthur V. Roth.....	23	Massachusetts.....	2:27:16
1917	William J. (Bill) Kennedy.....	35	New York.....	2:28:37
1918	Camp Devens Divisional Team.....	—	Massachusetts.....	2:24:53
1919	Carl W. A. Linder.....	29	Massachusetts.....	2:29:13
1920	Peter Trivoulidas.....	39	Greece.....	2:29:31
1921	Frank T. Zuna.....	28	New York.....	2:18:57
1922	Clarence H. DeMar.....	33	Massachusetts.....	2:18:10
1923	Clarence H. DeMar.....	34	Massachusetts.....	2:23:47
1924	Clarence H. DeMar.....	35	Massachusetts.....	2:29:40
1925	Charles L. (Chuck) Mellor.....	31	Illinois.....	2:33:00
1926	John C. Miles.....	20	Canada.....	2:25:40
1927	Clarence H. DeMar.....	38	Massachusetts.....	2:40:22
1928	Clarence H. DeMar.....	39	Massachusetts.....	2:37:07
1929	John C. Miles.....	23	Canada.....	2:33:08
1930	Clarence H. DeMar.....	41	Massachusetts.....	2:34:48
1931	James P. Henigan.....	38	Massachusetts.....	2:46:45
1932	Paul de Bruyn.....	24	Germany.....	2:33:36
1933	Leslie S. Pawson.....	29	Rhode Island.....	2:31:01
1934	Dave Komonen.....	35	Canada.....	2:32:53
1935	John A. Kelley.....	27	Massachusetts.....	2:32:07
1936	Ellison M. (Tarzan) Brown.....	20	Rhode Island.....	2:33:40
1937	Walter Young.....	24	Canada.....	2:33:20
1938	Leslie S. Pawson.....	34	Rhode Island.....	2:35:34
1939	Ellison M. (Tarzan) Brown.....	23	Rhode Island.....	2:28:51
1940	Gerard Cote.....	26	Canada.....	2:28:28
1941	Leslie S. Pawson.....	37	Rhode Island.....	2:30:38

Year	Champion	Age	Home	Time
1942	Bernard Joseph (Joe) Smith.....	27	Massachusetts	2:26:51
1943	Gerard Cote.....	29	Canada	2:28:25
1944	Gerard Cote.....	30	Canada	2:31:50
1945	John A. Kelley.....	37	Massachusetts	2:30:40
1946	Stylianios Kyriakides.....	36	Greece	2:29:27
1947	Yun Bok Suh.....	24	Korea	2:25:39
1948	Gerard Cote.....	34	Canada	2:31:02
1949	Karl Gosta Leandersson.....	31	Sweden	2:31:50
1950	Ki-Yong Ham.....	19	Korea	2:32:39
1951	Shigeki Tanaka.....	19	Japan	2:27:45
1952	Doroteo Flores.....	30	Guatemala	2:31:53
1953	Keizo Yamada.....	24	Japan	2:18:51
1954	Veikko Karvonen.....	28	Finland	2:20:39
1955	Hideo Hamamura.....	25	Japan	2:18:22
1956	Antti Viskari.....	27	Finland	2:14:14
1957	John J. Kelley.....	26	Connecticut	2:20:05
1958	Franjo Mihalic.....	36	Yugoslavia	2:25:54
1959	Eino Oksanen.....	27	Finland	2:22:42
1960	Paavo Kotila.....	32	Finland	2:20:54
1961	Eino Oksanen.....	29	Finland	2:23:39
1962	Eino Oksanen.....	30	Finland	2:23:48
1963	Aurele Vandendriessche.....	28	Belgium	2:18:58
1964	Aurele Vandendriessche.....	29	Belgium	2:19:59
1965	Morio Shigematsu.....	24	Japan	2:16:33
1966	Kenji Kimihara.....	25	Japan	2:17:11
1967	David C. McKenzie.....	24	New Zealand	2:15:45
1968	Amby Burfoot.....	21	Connecticut	2:22:17
1969	Yoshiaki Unetani.....	24	Japan	2:13:49
1970	Ron Hill.....	31	England	2:10:30
1971	Alvaro Mejia.....	30	Colombia	2:18:45
1972	Olavi Suomalainen.....	25	Finland	2:15:39
1973	Jon Anderson.....	23	Oregon	2:16:03
1974	Neil Cusack.....	22	Ireland	2:13:39
1975	Bill Rodgers.....	27	Massachusetts	2:09:55
1976	Jack Fultz.....	27	Virginia	2:20:19
1977	Jerome Drayton.....	31	Canada	2:14:46
1978	Bill Rodgers.....	30	Massachusetts	2:10:13
1979	Bill Rodgers.....	31	Massachusetts	2:09:27
1980	Bill Rodgers.....	32	Massachusetts	2:12:11
1981	Toshihiko Seko.....	24	Japan	2:09:26
1982	Alberto Salazar.....	23	Massachusetts	2:08:52
1983	Greg A. Meyer.....	27	Massachusetts	2:09:00
1984	Geoff Smith.....	30	England	2:10:34
1985	Geoff Smith.....	31	England	2:14:05
1986	Robert de Castella.....	29	Australia	2:07:51

Year	Champion	Age	Home	Time
1987	Toshihiko Seko	30	Japan.....	2:11:50
1988	Ibrahim Hussein.....	29	Kenya.....	2:08:43
1989	Abebe Mekonnen.....	25	Ethiopia	2:09:06
1990	Gelindo Bordin.....	31	Italy.....	2:08:19
1991	Ibrahim Hussein.....	32	Kenya.....	2:11:06
1992	Ibrahim Hussein.....	33	Kenya.....	2:08:14
1993	Cosmas Ndeti.....	23	Kenya.....	2:09:33
1994	Cosmas Ndeti.....	24	Kenya.....	2:07:15
1995	Cosmas Ndeti.....	25	Kenya.....	2:09:22
1996	Moses Tanui	30	Kenya.....	2:09:15
1997	Lameck Aguta.....	25	Kenya.....	2:10:34
1998	Moses Tanui	32	Kenya.....	2:07:34
1999	Joseph Chebet.....	28	Kenya.....	2:09:52
2000	Elijah Lagat	33	Kenya.....	2:09:47
2001	Lee Bong-Ju	30	Korea.....	2:09:43
2002	Rodgers Rop	26	Kenya.....	2:09:02
2003	Robert Kipkoech Cheruiyot.....	24	Kenya.....	2:10:11
2004	Timothy Cherigat.....	27	Kenya.....	2:10:37
2005	Hailu Negussie.....	25	Ethiopia	2:11:45
2006	Robert Kipkoech Cheruiyot.....	27	Kenya.....	2:07:14
2007	Robert Kipkoech Cheruiyot.....	28	Kenya.....	2:14:13
2008	Robert Kipkoech Cheruiyot.....	29	Kenya.....	2:07:46
2009	Deriba Merga	28	Ethiopia	2:08:42
2010	Robert Kiprono Cheruiyot	21	Kenya.....	2:05:52
2011	Geoffrey Mutai.....	29	Kenya.....	2:03:02 †
2012	Wesley Korir.....	29	Kenya.....	2:12:40
2013	Lelisa Desisa	23	Ethiopia	2:10:22
2014	Mebratom (Meb) Keflezighi	38	California.....	2:08:37
2015	Lelisa Desisa	25	Ethiopia	2:09:17
2016	Lemi Berhanu Hayle.....	21	Ethiopia	2:12:45
2017	Geoffrey Kirui.....	24	Kenya.....	2:09:37
2018	Yuki Kawauchi	31	Japan.....	2:15:58
2019	Lawrence Cherono.....	30	Kenya.....	2:07:57
2020	Virtual Race (No Champion)			
2021	Benson Kipruto.....	30	Kenya.....	2:09:51
2022	Evans Chebet.....	33	Kenya.....	2:06:51
2023	Evans Chebet.....	34	Kenya.....	2:05:54
2024	Sisay Lemma.....	33	Ethiopia	2:06:17

† Course Record

WOMEN'S OPEN DIVISION

Year	Champion	Age	Home	Time
1972	Nina Kuscsik.....	33	New York.....	3:10:26
1973	Jacqueline A. Hansen.....	24	California.....	3:05:59
1974	Michiko (Miki) Gorman.....	39	California.....	2:47:11
1975	Liane Winter.....	31	Germany.....	2:42:24
1976	Kim Merritt.....	20	Wisconsin.....	2:47:10
1977	Michiko (Miki) Gorman.....	42	California.....	2:48:33
1978	Gayle S. Barron.....	30	Georgia.....	2:44:52
1979	Joan Benoit.....	21	Maine.....	2:35:15
1980	Jacqueline Gareau.....	27	Canada.....	2:34:28
1981	Allison Roe.....	24	New Zealand.....	2:26:46
1982	Charlotte Teske.....	32	Germany.....	2:29:33
1983	Joan Benoit.....	25	Massachusetts.....	2:22:43
1984	Lorraine Moller.....	25	New Zealand.....	2:29:28
1985	Lisa Larsen-Weidenbach.....	23	Michigan.....	2:34:06
1986	Ingrid Kristiansen.....	30	Norway.....	2:24:55
1987	Rosa Mota.....	28	Portugal.....	2:25:21
1988	Rosa Mota.....	29	Portugal.....	2:24:30
1989	Ingrid Kristiansen.....	33	Norway.....	2:24:33
1990	Rosa Mota.....	31	Portugal.....	2:25:24
1991	Wanda Panfil.....	32	Poland.....	2:24:18
1992	Olga Markova.....	23	Comm. Ind. States.....	2:23:43
1993	Olga Markova.....	24	Comm. Ind. States.....	2:25:27
1994	Uta Pippig.....	28	Germany.....	2:21:45
1995	Uta Pippig.....	29	Germany.....	2:25:11
1996	Uta Pippig.....	30	Germany.....	2:27:12
1997	Fatuma Roba.....	23	Ethiopia.....	2:26:23
1998	Fatuma Roba.....	24	Ethiopia.....	2:23:21
1999	Fatuma Roba.....	25	Ethiopia.....	2:23:25
2000	Catherine Ndereba.....	27	Kenya.....	2:26:11
2001	Catherine Ndereba.....	28	Kenya.....	2:23:53
2002	Margaret Okayo.....	25	Kenya.....	2:20:43
2003	Svetlana Zakharova.....	32	Russia.....	2:25:20
2004	Catherine Ndereba.....	31	Kenya.....	2:24:27
2005	Catherine Ndereba.....	32	Kenya.....	2:25:13
2006	Rita Jeptoo.....	25	Kenya.....	2:23:38
2007	Lidiya Grigoryeva.....	33	Russia.....	2:29:18
2008	Dire Tune.....	22	Ethiopia.....	2:25:25
2009	Salina Kosgei.....	32	Kenya.....	2:32:16
2010	Teyba Erkesso.....	27	Ethiopia.....	2:26:11
2011	Caroline Kilel.....	30	Kenya.....	2:22:36
2012	Sharon Cherop.....	28	Kenya.....	2:31:50
2013	Rita Jeptoo.....	32	Kenya.....	2:26:25
2014	Buzunesh Deba.....	26	Ethiopia.....	2:19:59†
2015	Caroline Rotich.....	30	Kenya.....	2:24:55
2016	Atsede Baysa.....	29	Ethiopia.....	2:29:19
2017	Edna Kiplagat.....	37	Kenya.....	2:21:52
2018	Desiree Linden.....	34	Michigan.....	2:39:54
2019	Worknesh Degefa.....	28	Ethiopia.....	2:23:31
2020	Virtual Race (No Champion)			
2021	Edna Kiplagat.....	41	Kenya.....	2:25:09
2022	Peres Jepchirchir.....	28	Kenya.....	2:21:01
2023	Hellen Obiri.....	33	Kenya.....	2:21:38
2024	Hellen Obiri.....	34	Kenya.....	2:22:37

† Course Record

Pioneer Era

1966	Roberta (Bobbi) Gibb.....	23	Massachusetts.....	3:21:40
1967	Roberta (Bobbi) Gibb.....	24	California.....	3:27:17
1968	Roberta (Bobbi) Gibb.....	25	California.....	3:30:00
1969	Sara Mae Berman.....	33	Massachusetts.....	3:22:46
1970	Sara Mae Berman.....	34	Massachusetts.....	3:05:07
1971	Sara Mae Berman.....	35	Massachusetts.....	3:08:30

MEN'S OPEN CHAMPIONS BY COUNTRY

AUSTRALIA (1)

Robert de Castella (Canberra) 21 APR 1986 2:07:51

BELGIUM (2)

Aurele Vandendriessche (Waregem) 19 APR 1963 2:18:58

Aurele Vandendriessche (Waregem) 20 APR 1964 2:19:59

CANADA (16)

Ronald J. MacDonald (Antigonish, NS) 19 APR 1898 2:42:00

John P. Caffery (Hamilton, ONT) 19 APR 1900 2:39:44

John P. Caffery (Hamilton, ONT) 19 APR 1901 2:29:23

Thomas Longboat (Hamilton, ONT) 19 APR 1907 2:24:24

Fred L. Cameron (Amherst, NS) 19 APR 1910 2:28:52

James Duffy (Hamilton, ONT) 20 APR 1914 2:25:01

Edouard Fabre (Montreal, QUE) 19 APR 1915 2:31:41

John C. Miles (Sydney Mines, NS) 19 APR 1926 2:25:40

John C. Miles (Hamilton, ONT) 19 APR 1929 2:33:08

Dave Komonen (Sudbury, ONT) 19 APR 1934 2:32:53

Walter Young (Verdun, QUE) 19 APR 1937 2:33:20

Gerard A. Cote (Saint-Hyacinthe, QUE) 19 APR 1940 2:28:28

Gerard A. Cote (Saint-Hyacinthe, QUE) 19 APR 1943 2:28:25

Gerard A. Cote (Saint-Hyacinthe, QUE) 19 APR 1944 2:31:50

Gerard A. Cote (Saint-Hyacinthe, QUE) 19 APR 1948 2:31:02

Jerome Drayton (Toronto, ONT) 18 APR 1977 2:14:46

COLOMBIA (1)

Alvaro Mejia (Bogota) 19 APR 1971 2:18:45

ETHIOPIA (7)

Abebe Mekonnen (Addis Ababa) 17 APR 1989 2:09:06

Hailu Negussie (Showa) 18 APR 2005 2:11:45

Deriba Merga (Addis Ababa) 20 APR 2009 2:08:42

Lelisa Desisa (Oromia) 15 APR 2013 2:10:22

Lelisa Desisa (Oromia) 20 APR 2015 2:09:17

Lemi Berhanu Hayle (Addis Ababa) 18 APR 2016 2:12:45

Sisay Lemma (Addis Ababa) 15 APR 2024 2:06:17

FINLAND (7)

Veikko Karvonen (Saukkola) 19 APR 1954 2:20:39

Antti Viskari (Lappeenranta) 19 APR 1956 2:14:14

Eino Oksanen (Helsinki) 20 APR 1959 2:22:42

Paavo Kotila (Veteli) 19 APR 1960 2:20:54

Eino Oksanen (Helsinki) 19 APR 1961 2:23:39

Eino Oksanen (Helsinki) 19 APR 1962 2:23:48

Olavi Suomalainen (Ontaniemi) 17 APR 1972 2:15:39

GERMANY (1)

Paul De Bruyn (Oldenberg) 19 APR 1932 2:33:36

GREAT BRITAIN (3)

Ron Hill (Cheshire, ENG) 20 APR 1970 2:10:30

Geoff Smith (Liverpool, ENG) 16 APR 1984 2:10:34

Geoff Smith (Liverpool, ENG) 15 APR 1985 2:14:05

GREECE (2)

Peter Trivoulidas (Vateca) 19 APR 1920 2:29:31

Stylios Kyriakides (Athens) 20 APR 1946 2:29:27

GUATEMALA (1)

Doroteo Flores (Guatemala City)..... 19 APR 19522:31:53

IRELAND (1)

Neil Cusack (Limerick)..... 15 APR 19742:13:39

ITALY (1)

Gelindo Bordin (Milan)..... 16 APR 19902:08:19

JAPAN (9)

Shigeki Tanaka (Hiroshima)..... 19 APR 19512:27:45

Keizo Yamada (Kanagawa-ken) 20 APR 19532:18:51

Hideo Hamamura (Yamaguchi) 19 APR 19552:18:22

Morio Shigematsu (Hiraoka) 19 APR 19652:16:33

Kenji Kimihara (Kitakyushu) 19 APR 19662:17:11

Yoshiaki Unetani (Hiroshima) 21 APR 19692:13:49

Toshihiko Seko (Nagoya) 20 APR 19812:09:26

Toshihiko Seko (Nagoya) 20 APR 19872:11:50

Yuki Kawachi (Saitama)..... 16 APR 20182:15:58

KENYA (25)

Ibrahim Hussein (Tilawa)..... 18 APR 19882:08:43

Ibrahim Hussein (Tilawa)..... 15 APR 19912:11:06

Ibrahim Hussein (Tilawa)..... 20 APR 19922:08:14

Cosmas Ndeti (Machakos) 19 APR 19932:09:33

Cosmas Ndeti (Machakos)..... 18 APR 19942:07:15

Cosmas Ndeti (Machakos)..... 17 APR 19952:09:22

Moses Tanui (Eldoret)..... 15 APR 19962:09:15

Lameck Aguta (Nairobi)..... 21 APR 19972:10:34

Moses Tanui (Eldoret)..... 20 APR 19982:07:34

Joseph Chebet (Elmarakwet) 19 APR 19992:09:52

Elijah Lagat (Nandi District) 17 APR 20002:09:47

Rodgers Rop (Nandi District) 15 APR 20022:09:02

Robert Kipkoech Cheruiyot (Nandi District) 21 APR 20032:10:11

Timothy Cherigat (Chepkorio) 19 APR 20042:10:37

Robert Kipkoech Cheruiyot (Nandi District) 17 APR 20062:07:14

Robert Kipkoech Cheruiyot (Nandi District) 16 APR 20072:14:13

Robert Kipkoech Cheruiyot (Nandi District) 21 APR 20082:07:46

Robert Kiprono Cheruiyot (Bomet District)..... 19 APR 20102:05:52

Geoffrey Mutai (Eldoret) 18 APR 20112:03:02 †

Wesley Korir (Kitale)..... 16 APR 20122:12:40

Geoffrey Kirui (Keringet) 17 APR 20172:09:37

Lawrence Cherono (Eldoret) 15 APR 20192:07:57

Benson Kipruto (Kapsabet) 11 OCT 20212:09:51

Evans Chebet (Kapsabet)..... 18 APR 20222:06:51

Evans Chebet (Kapsabet)..... 17 APR 20232:05:54

KOREA (3)

Yun Bok Suh (Seoul)..... 19 APR 19472:25:39

Ki-Yong Ham (Seoul) 19 APR 19502:32:39

Lee Bong-Ju (Seoul)..... 16 APR 20012:09:43

NEW ZEALAND (1)

David C. McKenzie (Greymouth)..... 19 APR 19672:15:45

SWEDEN (1)

Karl Gosta Leandersson (Valadalen)..... 19 APR 19492:31:50

† Course Record

UNITED STATES (44)

John J. McDermott (New York, NY).....	19 APR 1897.....	2:55:10
Lawrence Brignolia (Cambridge, MA).....	19 APR 1899.....	2:54:38
Samuel A. (Sammy) Mellor, Jr. (Yonkers, NY).....	19 APR 1902.....	2:43:12
John C. Lorden (Cambridge, MA).....	20 APR 1903.....	2:41:29
Michael Spring (New York, NY).....	19 APR 1904.....	2:38:04
Frederick Lorz (New York, NY).....	19 APR 1905.....	2:38:25
Timothy Ford (Cambridge, MA).....	19 APR 1906.....	2:45:45
Thomas P. Morrissey (New York, NY).....	20 APR 1908.....	2:25:43
Henri Renaud (Nashua, NH).....	19 APR 1909.....	2:53:36
Clarence H. DeMar (Melrose, MA).....	19 APR 1911.....	2:21:39
Michael J. Ryan (New York, NY).....	19 APR 1912.....	2:21:18
Fritz Carlson (Minneapolis, MN).....	19 APR 1913.....	2:25:14
Arthur V. Roth (Roxbury, MA).....	19 APR 1916.....	2:27:16
William J. (Bill) Kennedy (Port Chester, NY).....	19 APR 1917.....	2:28:37
Camp Devens Divisional Team (Ayer, MA).....	19 APR 1918.....	2:24:53
Carl W. A. Linder (Quincy, MA).....	19 APR 1919.....	2:29:13
Frank T. Zuna (Newark, NJ).....	19 APR 1921.....	2:18:57
Clarence H. DeMar (Melrose, MA).....	19 APR 1922.....	2:18:10
Clarence H. DeMar (Melrose, MA).....	19 APR 1923.....	2:23:47
Clarence H. DeMar (Melrose, MA).....	19 APR 1924.....	2:29:40
Charles L. (Chuck) Mellor (Chicago, IL).....	20 APR 1925.....	2:33:00
Clarence H. DeMar (Melrose, MA).....	19 APR 1927.....	2:40:22
Clarence H. DeMar (Melrose, MA).....	19 APR 1928.....	2:37:07
Clarence H. DeMar (Melrose, MA).....	19 APR 1930.....	2:34:48
James P. Henigan (Medford, MA).....	20 APR 1931.....	2:46:45
Leslie S. Pawson (Pawtucket, RI).....	19 APR 1933.....	2:31:01
John A. Kelley (Arlington, MA).....	19 APR 1935.....	2:32:07
Ellison M. (Tarzan) Brown (Alton, RI).....	20 APR 1936.....	2:33:40
Leslie S. Pawson (Pawtucket, RI).....	19 APR 1938.....	2:35:34
Ellison M. (Tarzan) Brown (Alton, RI).....	19 APR 1939.....	2:28:51
Leslie S. Pawson (Pawtucket, RI).....	19 APR 1941.....	2:30:38
Bernard Joseph (Joe) Smith (Medford, MA).....	19 APR 1942.....	2:26:51
John A. Kelley (West Acton, MA).....	19 APR 1945.....	2:30:40
John J. Kelley (Groton, CT).....	20 APR 1957.....	2:20:05
Amby Burfoot (Groton, CT).....	19 APR 1968.....	2:22:17
Jon Anderson (Eugene, OR).....	16 APR 1973.....	2:16:03
Bill Rodgers (Jamaica Plain, MA).....	21 APR 1975.....	2:09:55
Jack Fultz (Arlington, VA).....	19 APR 1976.....	2:20:19
Bill Rodgers (Melrose, MA).....	17 APR 1978.....	2:10:13
Bill Rodgers (Melrose, MA).....	16 APR 1979.....	2:09:27
Bill Rodgers (Melrose, MA).....	21 APR 1980.....	2:12:11
Alberto Salazar (Wayland, MA).....	19 APR 1982.....	2:08:52
Greg A. Meyer (Wellesley, MA).....	18 APR 1983.....	2:09:00
Mebratom (Meb) Keflezighi (San Diego, CA).....	21 APR 2014.....	2:08:37

YUGOSLAVIA (1)

Franjo Mihalic (Belgrade).....	18 APR 1958.....	2:25:54
--------------------------------	------------------	---------

WOMEN'S OPEN CHAMPIONS BY COUNTRY

Does not include Pioneer Era (1966–1971)

CANADA (1)

Jacqueline Gareau (Montreal, QUE) 21 APR 1980 2:34:28

ETHIOPIA (8)

Fatuma Roba (Addis Ababa) 21 APR 1997 2:26:23
 Fatuma Roba (Addis Ababa) 20 APR 1998 2:23:21
 Fatuma Roba (Addis Ababa) 19 APR 1999 2:23:25
 Dire Tune (Addis Ababa) 21 APR 2008 2:25:25
 Teyba Erkesso (Arsi Province) 19 APR 2010 2:26:11
 Buzunesh Deba (Arsi) 21 APR 2014 2:19:59†
 Atsede Bayisa (Liteshoa) 18 APR 2016 2:29:19
 Worknesh Degefa (Assela) 15 APR 2019 2:23:31

GERMANY (5)

Liane Winter (Wolfsburg) 21 APR 1975 2:42:24
 Charlotte Teske (Darmstadt) 19 APR 1982 2:29:33
 Uta Pippig (Berlin) 18 APR 1994 2:21:45
 Uta Pippig (Berlin) 17 APR 1995 2:25:11
 Uta Pippig (Berlin) 15 APR 1996 2:27:12

KENYA (16)

Catherine Ndereba (Nyeri) 17 APR 2000 2:26:11
 Catherine Ndereba (Nyeri) 16 APR 2001 2:23:53
 Margaret Okayo (Kisii) 15 APR 2002 2:20:43
 Catherine Ndereba (Nyeri) 19 APR 2004 2:24:27
 Catherine Ndereba (Nyeri) 18 APR 2005 2:25:13
 Rita Jeptoo (Kapsabet) 17 APR 2006 2:23:38
 Salina Kosgei (El Marakwet) 20 APR 2009 2:32:16
 Caroline Kilel (Bomet) 18 APR 2011 2:22:36
 Sharon Cherop (Marakwet) 16 APR 2012 2:31:50
 Rita Jeptoo (Eldoret) 15 APR 2013 2:26:25
 Caroline Rotich (Nyahururu) 20 APR 2015 2:24:55
 Edna Kiplagat (Uasin Gishu) 17 APR 2017 2:21:52
 Edna Kiplagat (Uasin Gishu) 11 OCT 2021 2:25:09
 Peres Jepchirchir (Kapsabet) 18 APR 2022 2:21:01
 Hellen Obiri (Kisii) 17 APR 2023 2:21:38
 Hellen Obiri (Kisii) 15 APR 2024 2:22:37

NEW ZEALAND (2)

Allison Roe (Takatuna) 20 APR 1981 2:26:46
 Lorraine Moller (Putaruru) 16 APR 1984 2:29:28

NORWAY (2)

Ingrid Kristiansen (Oslo) 21 APR 1986 2:24:55
 Ingrid Kristiansen (Oslo) 17 APR 1989 2:24:33

POLAND (1)

Wanda Panfil (Tomaszów Mazowiecki) 15 APR 1991 2:24:18

PORTUGAL (3)

Rosa Mota (Porto) 20 APR 1987 2:25:21
 Rosa Mota (Porto) 18 APR 1988 2:24:30
 Rosa Mota (Porto) 16 APR 1990 2:25:24

COMMONWEALTH OF INDEPENDENT STATES (1)

Olga Markova (St. Petersburg, Russia) 20 APR 1992 2:23:43

RUSSIA (3)

Olga Markova (St. Petersburg) 19 APR 1993 2:25:27
 Svetlana Zakharova (Cheboksary) 21 APR 2003 2:25:20
 Lidiya Grigoryeva (Cheboksary) 16 APR 2007 2:29:18

UNITED STATES (10)

Nina Kuscsik (New York) 17 APR 1972 3:10:26
 Jacqueline A. Hansen (California) 16 APR 1973 3:05:59
 Michiko (Miki) Gorman (California) 15 APR 1974 2:47:11
 Kim Merritt (Wisconsin) 19 APR 1976 2:47:10
 Michiko (Miki) Gorman (California) 18 APR 1977 2:48:33
 Gayle S. Barron (Georgia) 17 APR 1978 2:44:52
 Joan Benoit (Maine) 16 APR 1979 2:35:15
 Joan Benoit (Massachusetts) 18 APR 1983 2:22:43
 Lisa Larsen-Weidenbach (Michigan) 15 APR 1985 2:34:06
 Desiree Linden (Michigan) 16 APR 2018 2:39:54

† Course Record

MASTERS DIVISION (40–49)

MEN'S CHAMPIONS

Year	Name	Age	Home	Time
1975	Robert Frankum	41	New York	2:30:00
1976	Jack Foster	43	New Zealand	2:22:30
1977	Fritz Mueller	40	New York	2:32:13
1978	Fritz Mueller	41	New York	2:20:47
1979	Herbert Lorenz	40	New Jersey	2:24:41
1980	Bernd Heinrich	40	California	2:25:25
1981	William C. Hall	40	North Carolina	2:21:19
1982	William C. Hall	41	North Carolina	2:24:20
1983	William C. Hall	42	North Carolina	2:23:19
1984	Roger Robinson	44	New Zealand	2:20:15
1985	Joseph H. McGuire	41	Canada	2:29:34
1986	Michael Hurd	40	Great Britain	2:19:04
1987	David Clark	43	Great Britain	2:21:37
1988	Ryszard Marczak	43	Poland	2:17:53
1989	John Campbell	40	New Zealand	2:14:19
1990	John Campbell	41	New Zealand	2:11:04 †
1991	Kenneth Judson	40	Pennsylvania	2:18:11
1992	Pierre Levisse	40	France	2:16:46
1993	Jean-Michel Charbonnel	40	France	2:17:44
1994	Doug Kurtis	42	Michigan	2:15:48
1995	Martin Mondragon	41	Mexico	2:16:29
1996	Herbert Steffny	42	Germany	2:19:33
1997	Dominique Chauvelier	40	France	2:19:10
1998	Andrey Kuznetsov	40	Russia	2:15:27
1999	Andrey Kuznetsov	41	Russia	2:14:20
2000	Joshua Kipkemboi	41	Kenya	2:17:11
2001	Fedor V. Ryzhov	41	Russia	2:13:54
2002	Joshua Kipkemboi	43	Kenya	2:12:48
2003	Fedor V. Ryzhov	43	Russia	2:15:29
2004	Joshua Kipkemboi	45	Kenya	2:18:23
2005	Joshua Kipkemboi	46	Kenya	2:19:28
2006	Sammy Nyangincha	43	Kenya	2:26:37
2007	Oleg Strizhakov	43	Russia	2:28:55
2008	Gino Van Geyte	41	Belgium	2:23:36
2009	James Koskei	40	Kenya	2:14:52
2010	James Koskei	41	Kenya	2:17:28
2011	Migidio Bourifa	42	Italy	2:13:45
2012	Ulrich Steidl	40	Washington	2:23:08
2013	Lee Troop	40	Australia	2:17:52
2014	Ulrich Steidl	42	Washington	2:19:48
2015	Danilo Goffi	42	Italy	2:18:44
2016	Clint Wells	40	Colorado	2:24:55
2017	Abdi Abdirahman	40	Arizona	2:12:45
2018	Abdi Abdirahman	41	Arizona	2:28:18
2019	Abdi Abdirahman	42	Arizona	2:18:56
2021	Abdi Abdirahman	44	Arizona	2:19:23
2022	Markus Planer	41	Italy	2:24:52
2023	Fernando Cabada	40	Colorado	2:23:01
2024	Elkanah Kibet	40	Colorado	2:12:32

† Course Record

WOMEN'S CHAMPIONS

Year	Name	Age	Home	Time
1975	Sylvia Weiner.....	44	Canada.....	3:21:38
1976	Michiko (Miki) Gorman.....	40	California.....	2:52:27
1977	Michiko (Miki) Gorman.....	41	California.....	2:48:33
1978	Toshiko d'Elia.....	48	New Jersey.....	3:04:26
1979	Toshiko d'Elia.....	49	New Jersey.....	2:58:11
1980	Sue Agatha Lee.....	40	California.....	3:01:48
1981	Sue Stricklin.....	43	California.....	2:56:46
1982	Patricia S. Thomas.....	42	Washington.....	2:58:55
1983	Tina M. Hayward.....	42	Michigan.....	3:02:35
1984	Joan L. Ulyot.....	43	California.....	2:54:17
1985	Miyo Ishigami.....	50	Japan.....	3:03:47
1986	Evy Palm.....	44	Sweden.....	2:32:47
1987	Evy Palm.....	45	Sweden.....	2:36:24
1988	Priscilla Welch.....	43	Great Britain.....	2:30:48
1989	Priscilla Welch.....	44	Great Britain.....	2:35:00
1990	Anne Roden.....	43	Great Britain.....	2:39:36
1991	Graziella Striuli.....	41	Italy.....	2:37:10
1992	Anne Roden.....	45	Great Britain.....	2:37:37
1993	Bernardine Portenski.....	43	New Zealand.....	2:41:18
1994	Emma Scaunich.....	40	Italy.....	2:33:36
1995	Irina Bondarchuk.....	41	Russia.....	2:43:42
1996	Lorraine Moller.....	40	New Zealand.....	2:32:02
1997	Josette Colomb-Janin.....	44	France.....	2:40:53
1998	Cindy Barber-Keeler.....	40	Florida.....	2:39:49
1999	Josette Colomb-Janin.....	46	France.....	2:40:36
2000	Gitte Karlshoj.....	40	Denmark.....	2:35:11
2001	Gitte Karlshoj.....	41	Denmark.....	2:36:36
2002	Firaya Sultanova-Zhdanova.....	40	Russia.....	2:27:58
2003	Firaya Sultanova-Zhdanova.....	41	Russia.....	2:31:30
2004	Ramilia Burangulova.....	42	Russia.....	2:34:08
2005	Madina Biktagirova.....	40	Russia.....	2:32:41
2006	Madina Biktagirova.....	41	Russia.....	2:30:06
2007	Heidy Lozano.....	44	Texas.....	2:56:03
2008	Firaya Sultanova-Zhdanova.....	46	Russia.....	2:47:17
2009	Colleen De Reuck.....	45	Colorado.....	2:35:37
2010	Denise Robson.....	41	Canada.....	2:43:16
2011	Larisa Zyusko.....	41	Russia.....	2:34:22
2012	Svetlana Pretot.....	40	France.....	2:40:50
2013	Svetlana Pretot.....	41	France.....	2:38:19
2014	Lidia Simon.....	40	Romania.....	2:36:47
2015	Liza Hunter-Galvan.....	45	Texas/New Zealand.....	2:46:44
2016	Hilary Corno.....	40	California.....	2:48:49
2017	Dot McMahan.....	40	Michigan.....	2:36:28
2018	Krista Duchene.....	41	Canada.....	2:44:20
2019	Kate Landau.....	42	Florida.....	2:31:56
2021	Edna Kiplagat.....	41	Kenya.....	2:25:09
2022	Edna Kiplagat.....	42	Kenya.....	2:21:40 †
2023	Sara Hall.....	40	Arizona.....	2:25:48
2024	Edna Kiplagat.....	44	Kenya.....	2:23:21

† Course Record

VETERANS DIVISION (50-59)

MEN'S CHAMPIONS

Year	Name	Age	Home	Time
1978	Alex Ratelle.....	53	Minnesota	2:36:15
1979	Don Dixon.....	51	New York.....	2:39:38
1980	Edward P. Stabler.....	50	New York.....	2:36:37
1981	Edward P. Stabler.....	51	New York.....	2:33:01
1982	Herbert Chisholm.....	55	Virginia.....	2:42:17
1983	John Weston.....	50	Canada.....	2:24:05
1984	Hector Vargas.....	52	New Jersey.....	2:32:24
1985	William Foulk.....	51	New Hampshire.....	2:36:26
1986	Gaylon Jorgensen.....	56	Utah.....	2:38:45
1987	Brendan J. Spratt.....	53	Florida.....	2:47:25
1988	Brendan J. Spratt.....	54	Florida.....	2:46:06
1989	Melvin Williams.....	51	Virginia.....	2:39:40
1990	Raymond Swan.....	51	Bermuda.....	2:40:12
1991	Fay Bradley.....	53	Washington, DC.....	2:40:24
1992	Vladimir Nadbakh.....	53	Comm. Ind. States.....	2:40:15
1993	Oddvar Hausken.....	51	Norway.....	2:38:57
1994	Richard Crampon.....	51	Canada.....	2:36:45
1995	Richard Crampon.....	52	Canada.....	2:35:43
1996	Ryszard Marczak.....	50	Poland.....	2:27:17 †
1997	Richard Weeks.....	50	Tennessee.....	2:41:41
1998	Hal Goforth.....	53	California.....	2:43:05
1999	Yuri Laptev.....	50	Kazakhstan.....	2:42:11
2000	Alan Oman.....	50	New York.....	2:43:25
2001	Vladimir Krivoy.....	50	Ukraine.....	2:39:30
2002	Vladimir Krivoy.....	51	Ukraine.....	2:35:11
2003	Stephen Jayson.....	50	Texas.....	2:50:21
2004	Rob Higley.....	50	Massachusetts.....	2:51:33
2005	Ian Bloomfield.....	52	Great Britain.....	2:45:23
2006	S. Mark Courtney.....	50	Pennsylvania.....	2:46:44
2007	Ayele Setegne.....	52	Israel.....	2:35:58
2008	Norm Larson.....	52	Vermont.....	2:39:13
2009	James Loftus.....	51	California.....	2:43:34
2010	Glen Guillemette.....	50	Rhode Island.....	2:37:30
2011	Fred Zalokar.....	50	Nevada.....	2:34:46
2012	Daniel Hay.....	50	Missouri.....	2:44:30
2013	Matt Ebner.....	52	California.....	2:32:53
2014	Mark Bennett.....	53	Canada.....	2:34:41
2015	Ricardo Maldonado.....	51	Arizona.....	2:41:10
2016	Martin Fiz.....	53	Spain.....	2:30:57
2017	Tim Meigs.....	50	North Carolina.....	2:41:48
2018	John Hill.....	50	California.....	2:44:29
2019	Mohammed El Yamani.....	54	France.....	2:32:11
2021	Oleg Kharitonov.....	53	Russia.....	2:38:20
2022	Ken Rideout.....	50	Tennessee.....	2:30:21
2023	Guillermo Pineda Morales.....	50	New York.....	2:33:30
2024	Gamini Sugathadasa.....	53	Nevada.....	2:39:57

† Course Record

WOMEN'S CHAMPIONS

Year	Name	Age	Home	Time
1979	Helen S. Dick	54	California	3:29:21
1980	Toshiko d'Elia	50	New Jersey	3:09:07
1981	Sr. Marion Irvine	51	California	3:11:00
1982	Janet Glassman	53	Pennsylvania	3:18:13
1983	Edna Craig	54	Florida	3:07:59
1984	Janet Glassman	55	Pennsylvania	3:14:46
1985	Miyo Ishigami	50	Japan	3:03:47
1986	Wen-Shi Yu	51	Japan	3:18:23
1987	Carolyn Cappetta	51	Massachusetts	3:17:24
1988	Carolyn Cappetta	52	Massachusetts	3:21:41
1989	Wen-Shi Yu	54	New York	3:23:19
1990	Wen-Shi Yu	55	New York	3:19:51
1991	Wen-Shi Yu	56	New York	3:15:20
1992	Barbara Miller	52	California	3:18:47
1993	Margret Betz	56	New York	3:28:23
1994	Melody Schultz	52	California	3:20:28
1995	Wendy Burbank	52	Massachusetts	3:29:19
1996	Gerti Wettstein	50	Switzerland	3:05:50
1997	Susan Gustafson	50	Massachusetts	3:19:47
1998	Mary Preisel	51	Tennessee	3:05:16
1999	Judith Hine	50	New Zealand	3:01:35
2000	Anne Roden	53	Great Britain	2:54:21
2001	Joan Ellis	52	Ohio	3:06:45
2002	Masako Matsumura	50	Japan	3:02:41
2003	Janice Kreuz	55	Ohio	3:21:20
2004	Edie Stevenson	54	Colorado	3:16:47
2005	Louise Voghel	50	Canada	2:58:56
2006	Marla Rhoden	50	Kansas	3:16:15
2007	Louise Voghel	52	Canada	3:07:45
2008	Becky Backstrom	50	Washington	3:04:50
2009	Christine Kennedy	54	California	2:56:32
2010	Christine Kennedy	55	California	2:57:19
2011	Joan Benoit Samuelson	53	Maine	2:51:29
2012	Rhonda Glass	50	Washington	3:25:36
2013	Joan Benoit Samuelson	55	Maine	2:50:29
2014	Joan Benoit Samuelson	56	Maine	2:52:10
2015	Jenny Hitchings	51	California	2:52:51
2016	Gill Fullen	51	Great Britain	2:53:30
2017	Heidi Schmidt	50	Missouri	2:58:08
2018	Heather Knight Pech	56	Connecticut	3:10:15
2019	Locky Trachsel	50	New York	2:55:24
2021	Jenny Hitchings	58	California	2:45:32†
2022	Denise Robson	53	Canada	2:57:39
2023	Lisa Veneziano	58	Michigan	2:57:38
2024	Lisa Veneziano	59	Michigan	2:56:36

† Course Record

SENIORS DIVISION (60-69)

MEN'S CHAMPIONS

Year	Name	Age	Home	Time
1978	Joseph H. McGinnes	60	Tennessee	3:07:59
1979	Joseph H. McGinnes	61	Tennessee	3:12:37
1980	Pedro Pujol	60	Spain	2:56:29
1981	Clive Davies	65	Oregon	2:43:56
1982	Harry Roberts	68	Illinois	3:02:25
1983	Francesco DiMarco	61	Connecticut	2:58:40
1984	Jack Start	63	New Jersey	3:02:13
1985	Jack Start	64	New Jersey	3:05:24
1986	Francesco DiMarco	64	Connecticut	3:05:31
1987	Jack Start	66	New Jersey	3:13:24
1988	Wilburn Adams	63	Georgia	2:57:17
1989	Max Jones	61	Great Britain	3:04:46
1990	Michael Sullivan	60	Massachusetts	2:53:32
1991	John Derek Wood	60	Great Britain	2:47:23
1992	Jay Sturdevant	61	Connecticut	2:59:55
1993	Sam Smidley	63	California	3:03:00
1994	Yuzo Tamaru	60	Japan	2:49:34
1995	Malcolm Gillis	61	Alabama	2:52:33
1996	Manuel Rosales Touza	60	Spain	2:45:20
1997	Anthony Cerminaro	60	Pennsylvania	2:54:17
1998	Melvin Williams	60	Virginia	2:55:12
1999	Melvin Williams	61	Virginia	3:03:16
2000	Anthony Cerminaro	63	Pennsylvania	2:58:06
2001	Joseph Burgasser	62	Florida	2:56:49
2002	Oddvar Hausken	60	Norway	2:55:21
2003	Mitsunobu Fukuda	63	Japan	2:53:59
2004	Joachim Bechtle	60	California	3:05:12
2005	Don Coffman	62	Kentucky	2:54:47
2006	Ron Enos	60	California	2:58:42
2007	Richard Edwards	60	New York	3:08:40
2008	Geoffrey Cumber	61	Great Britain	2:58:55
2009	Yuri Laptov	60	Russia	2:56:08
2010	Terry McCluskey	61	Ohio	2:51:48
2011	Terry McCluskey	62	Ohio	2:48:38
2012	Doug Wood	61	New York	3:10:14
2013	Alan Pemberton	60	Maryland	2:57:52
2014	Patrick Rupel	61	Oklahoma	2:59:08
2015	Heath Hibbard	61	Colorado	3:01:41
2016	Dave Walters	60	Illinois	2:45:29
2017	David Oliver	60	Massachusetts	2:58:23
2018	Michael Young	61	Michigan	2:59:53
2019	Paul Crochiere	60	Massachusetts	2:53:40
2021	Rick Lee	60	New Jersey	2:49:29
2022	Jacob Nur	66	California	2:45:21
2023	Rick Lee	62	New Jersey	2:46:36
2024	Fernando Vilela	61	Portugal	2:48:45

WOMEN'S CHAMPIONS

Year	Name	Age	Home	Time
1983	Marcie W. Trent	65	Alaska	3:47:23
1984	No finishers			
1985	No finishers			
1986	Margaret G. Miller	60	California	3:23:38
1987	Agnes Reinhard	61	Wisconsin	3:53:19
1988	Agnes Reinhard	62	Wisconsin	4:10:12
1989	Jan Richards	61	Texas	4:11:30
1990	Bette Mihalek	61	Wisconsin	4:11:32
1991	Ruth Bortz	60	California	3:47:13
1992	Toshiko d'Elia	62	New Jersey	3:42:42
1993	Joyce Smith	65	Great Britain	4:21:12
1994	Barbara Robinson	60	Massachusetts	3:39:23
1995	Wen-Shi Yu	60	New York	3:26:32
1996	Patricia Johnson	63	Washington	3:47:06
1997	Eve Pell	60	California	3:27:21
1998	Imme Dyson	61	New Jersey	3:49:27
1999	Carrie Parsi	60	Massachusetts	3:55:11
2000	Barbara Miller	60	California	3:11:57
2001	Barbara Miller	61	California	3:29:26
2002	Mary Nathan	61	New York	3:52:11
2003	Mary Nathan	62	New York	3:54:15
2004	Faye Lowrey	60	New Hampshire	4:05:59
2005	Gunhild Swanson	60	Washington	3:52:51
2006	Hansi Rigney	64	California	3:46:05
2007	Nancy Rollins	60	Illinois	3:32:23
2008	Nancy Rollins	61	Illinois	3:30:50
2009	Soon Ok Kim	60	Korea	3:25:58
2010	Blondie Vucich	61	Colorado	3:28:31
2011	Barbara Broad	60	Ohio	3:19:01
2012	Barbara Broad	61	Ohio	3:44:04
2013	Barbara Broad	62	Ohio	3:24:27
2014	Charlene Druhan	60	Canada	3:31:32
2015	Sharon Vos	60	Connecticut	3:12:51
2016	Louise Voghel	61	Canada	3:17:22
2017	Louise Voghel	62	Canada	3:18:53
2018	Elizabeth Waywell	60	Canada	3:20:18
2019	Joan Benoit Samuelson	61	Maine	3:04:00
2021	Gwen Jacobson	63	Minnesota	3:23:08
2022	Heather Knight Pech	60	Connecticut	3:03:47†
2023	Heather Knight Pech	61	Connecticut	3:10:37
2024	Dolores Valencia	60	California	3:11:06

70+ DIVISION

MEN'S CHAMPIONS

Year	Name	Age	Home	Time
2002	Shinkichi Nonomura	74	Japan	3:25:29
2003	Toshio Hiroshige.....	70	Japan	3:33:46
2004	Malcolm Gillis	70	Alabama	3:51:16
2005	Harold Wilson.....	72	Texas	3:48:41
2006	Harold Wilson.....	73	Texas	3:37:20
2007	Bolivar Armijos	70	Ecuador.....	3:38:49
2008	Kazuyoshi Takada	70	Japan.....	3:24:09
2009	Susumu Ichida	71	Japan.....	3:16:50
2010	Joseph Burgasser	71	Florida	3:24:19
2011	Milos Kostic	70	Canada	3:17:38
2012	Hernan Barreneche Rios.....	72	Colombia	3:34:59
2013	Hernan Barreneche Rios	73	Colombia	3:19:09
2014	John Ouweleen	73	Florida	3:28:11
2015	Jan Hazucha.....	71	Slovakia	3:30:33
2016	Gilles Lacasse.....	70	Canada.....	3:32:33
2017	Albert Wieringa	70	Florida	3:29:38
2018	Gene Dykes.....	70	Pennsylvania.....	3:16:20
2019	Gene Dykes.....	71	Pennsylvania.....	2:58:50 †
2021	Mike Wien.....	70	Colorado.....	3:29:34
2022	Gene Dykes.....	74	Pennsylvania.....	3:12:38
2023	Sandy Rutledge.....	71	Canada	3:22:22
2024	John Woodnutt.....	71	South Africa.....	3:26:59

† Course Record

WOMEN'S CHAMPIONS

Year	Name	Age	Home	Time
2002	Ruth Bortz.....	71	California	5:46:11
2003	Albertina Zuniga	70	China	4:04:56
2004	Mollie Chang	71	Hawaii.....	5:47:29
2005	Katherine Beiers	72	California	4:54:52
2006	Betty Jean McHugh.....	78	Canada.....	4:46:10
2007	Marie Killeen.....	70	New York.....	4:39:25
2008	Arlene Arneson.....	72	Washington	4:27:38
2009	Zofia Turossz	70	Connecticut	4:19:49
2010	Doris Schertz	71	Illinois	4:25:04
2011	Doris Schertz	72	Illinois	4:28:23
2012	Hansi Rigney	70	California	5:01:06
2013	Jean Marmoreo.....	70	Canada	3:48:57
2014	Jean Marmoreo.....	71	Canada.....	3:58:54
2015	Jean Marmoreo.....	72	Canada	4:00:56
2016	Susan Nicholls.....	70	Great Britain	4:00:40
2017	Diane Leonard.....	71	Canada	4:12:24
2018	Nancy Rollins	71	Illinois	4:17:01
2019	Roslyn Smith.....	70	Canada	3:53:37
2021	Sharlet Gilbert.....	70	California	4:17:29
2022	Jeannie Rice.....	74	Ohio	3:58:06
2023	Jeannie Rice.....	75	Ohio	3:33:15 †
2024	Dawn Ebbetts	70	New Hampshire	3:46:02

† Course Record

PARA ATHLETICS DIVISIONS

Para Athletics Divisions were introduced at the 125th Boston Marathon in 2021 featuring prize money and awards. Competitive divisions are offered for athletes with vision, upper-limb, and lower-limb impairments. Additional classification divisions were incorporated in 2022/2023.

T61-T64/T42-T44 (Lower-limb impairment)

Men

Year	Name	Age	Home	Time	Classification
2021	Marko Cheseto Lemtukei	38	Florida	2:53:09	T62
2022	Marko Cheseto Lemtukei	38	Florida	2:37:01	T62
2022	Adam Popp	43	Colorado	3:19:51	T63
2023	Rajesh Durbal	45	Florida	4:37:26	T61
2023	Marko Cheseto Lemtukei	39	Florida	2:50:02	T62
2024	Adam Popp	45	Colorado	3:11:56	T61/T63/T43
2024	Marko Cheseto Lemtukei	40	Florida	2:46:45	T62/T64; T42/T44

Women

Year	Name	Age	Home	Time	Classification
2021	Liz Willis	35	Kansas	4:04:01	T64
2022	Liz Willis	35	Kansas	3:56:31	T64
2023	Liz Willis	36	Kansas	4:05:25	T64
2024	Tatsiana Khvitso-Trimborn	33	Kansas	4:00:04	T61/T63/T43
2024	Kelly Bruno	40	California	3:31:30	T62/T64; T42/T44

T11/T12/T13 (Vision Impairment)

Men

Year	Name	Age	Home	Time	Classification
2021	Chaz Davis	28	Massachusetts	2:46:52	T12
2021	Christopher Lancaster	45	Georgia	3:38:15	T13
2022	Chaz Davis	28	Massachusetts	2:45:45	T12
2022	Ary Carlos Santos	45	Brazil	2:46:37	T13
2023	El Amin Chentouf	41	Morocco	2:31:35	T12
2023	Andrew Thorsen	31	Washington	2:45:39	T13
2024	Irwin Ramirez	36	Virginia	3:24:21	T11/T12
2024	Andrew Thorsen	32	Washington	3:02:23	T13

Women

Year	Name	Age	Home	Time	Classification
2021	Misato Michishita	44	Japan	3:08:14	T12
2021	Tayana Passos	34	Brazil	3:25:45	T13
2022	Joyce Cron	59	Massachusetts	4:31:36	T12
2022	Lisa Thompson	54	Texas	3:47:25	T13
2023	Jessica Loomer	37	Colorado	4:21:04	T12
2023	Jennifer Herring	48	New Jersey	3:38:55	T13
2024	Joyce Cron	61	Massachusetts	4:27:46	T11/T12
2024	Lisa Thompson	56	Texas	4:00:58	T13

T45-T46 (Upper-limb impairment)

Men

Year	Name	Age	Home	Time	Classification
2022	Michael Roeger	33	Australia	2:25:42	T46
2023	Atsbha Gebremeskel	24	Ethiopia	2:43:57	T46
2024	Atsbha Gebremeskel	25	Ethiopia	2:54:14	T45/T46

Women

Year	Name	Age	Home	Time	Classification
2022	Andrea Cilliers	33	Washington, DC	5:49:25	T46
2024	Adrienne Keane	64	New Hampshire	4:44:26	T45/T46

T35-T38 (Coordination impairment)

Men

Year	Name	Age	Home	Time	Classification
2024	Joseph Drake	63	Washington	4:32:44	T35-T38

Women

Year	Name	Age	Home	Time	Classification
2024	Cristina Burbach	49	Virginia	3:41:17	T35-T38

T20 (Intellectual impairment)

Men

Year	Name	Age	Home	Time	Classification
2024	Thomas Cantara	33	New Hampshire	2:35:23	T20

VISUAL IMPAIRMENT DIVISION CHAMPIONS (PRIOR TO 2021)

MEN'S CHAMPIONS (1986–2019)

Year	Name	Age	Home	Time
1986	Ricardo Pacheco	28	Massachusetts	3:35:15
1987	Sinclair Warner	29	Massachusetts	2:51:22
1988	Jonathan Backstrom	44	Massachusetts	4:05:25
1989	Joe Morgan	48	California	3:21:44
1990	Anthony Scarlotto	32	New Hampshire	3:29:03
1991	Wieslaw Miech	35	Poland	2:48:14
1992	Tomasz Chmurzynski	24	Poland	2:59:45
1993	Carlo Durante	46	Italy	3:04:51
1994	Carlos Talbott	37	Florida	2:45:03
1995	Michael Castle	31	Michigan	3:09:38
1996	Dominique Steinmetz	35	France	2:54:15
1997	Michael Castle	33	Michigan	2:54:56
1998	Lynn Wachtell	36	Ohio	3:03:02
1999	Michael Castle	35	Michigan	2:54:07
2000	Lynn Wachtell	38	Ohio	2:59:41
2001	Michael Castle	37	Michigan	2:59:08
2002	Michael Castle	38	Michigan	2:50:07
2003	Henry Wanyoike	28	Kenya	2:49:03
2004	Henry Wanyoike	29	Kenya	2:33:20 †
2005	Joseph Lomongo Ngorialuk	29	Kenya	3:12:53
2006	Francis Thuo	30	Kenya	2:59:11
2007	Adrian Broca	29	California	3:00:12
2008	Kurt Fiene	46	Nebraska	2:55:00
2009	Kurt Fiene	47	Illinois	2:43:44
2010	Adrian Broca	32	California	2:57:59
2011	Ron Hackett	56	Canada	3:50:27
2012	Aaron Scheidies	30	Washington	2:55:53
2013	Aaron Scheidies	31	Washington	2:44:31
2014	Aaron Scheidies	32	Washington	2:47:46
2015	Donald Balcom	41	Maryland	2:55:45
2016	Gonzalo Beristain	53	Texas	3:01:14
2017	Ian Kloehn	22	Wisconsin	2:48:34
2018	Luis Calo	35	Ecuador	2:48:01
2019	Stuart McGregor	40	Canada	3:12:02

† Course Record

WOMEN'S CHAMPIONS (1990–2019)

Year	Name	Age	Home	Time
1990	Brenda Villanueva.....	29	California.....	3:18:13
1991	No finishers			
1992	Malgorzata Clesluk.....	27	Poland.....	3:58:52
1993	No finishers			
1994	Laurinda Mulhaupt.....	23	California.....	3:33:11
1995	No finishers			
1996	Brenda Villanueva.....	35	California.....	3:54:06
1997	Paula Lamkin.....	34	Florida.....	4:13:44
1998	Yasuko Hayashi.....	35	Japan.....	4:08:01
1999	Paula Lamkin.....	36	Florida.....	4:40:12
2000	Paula Lamkin.....	37	Florida.....	4:23:43
2001	Colleen Burns.....	35	Massachusetts.....	4:07:38
2002	Paula Lamkin.....	39	Florida.....	4:19:55
2003	Marla Runyan.....	34	Oregon.....	2:30:28 †
2004	Jennifer Hatfield.....	32	Minnesota.....	3:28:31
2005	Jennifer Herring.....	30	Pennsylvania.....	3:40:46
2006	Jennifer Herring.....	31	Pennsylvania.....	3:26:04
2007	Ivonne Mosquera.....	29	New York.....	3:26:43
2008	Ivonne Mosquera.....	30	New York.....	3:22:22
2009	Ivonne Mosquera.....	31	Michigan.....	3:28:32
2010	Jennifer Herring.....	35	New Jersey.....	3:42:23
2011	Jennifer Herring.....	36	New Jersey.....	3:37:02
2012	Jennifer Herring.....	37	New Jersey.....	4:46:14
2013	Amy McDonough.....	36	South Carolina.....	2:52:05
2014	Lisa Thompson.....	46	Texas.....	3:50:23
2015	Eline Oidvin.....	38	Norway.....	3:43:12
2016	Lisa Thompson.....	48	Texas.....	3:37:35
2017	Lisa Thompson.....	49	Texas.....	3:51:10
2018	Lisa Thompson.....	50	Texas.....	3:47:38
2019	Lisa Thompson.....	51	Texas.....	3:31:11

† Course Record

TEAM COMPETITION [Top Three Runners per Club or Team Score by Total Time]

MEN'S OPEN

Year	Club/Team	Home	Time
1985	Team Etonic	United States of America	7:27:16
1986	Team Etonic	United States of America	7:17:31
1987	A. S. F. I.	France	7:04:05
1988	Etonic Energy	Pennsylvania	7:24:26
1989	Greater Lowell Road Runners	Massachusetts	7:29:01
1990	Central Mass Striders	Massachusetts	7:15:15
1991	Central Mass Striders	Massachusetts	6:56:58
1992	Boston Athletic Association	Massachusetts	7:31:38
1993	Central Mass Striders	Massachusetts	7:40:59
1994	Athlete's Foot Racing Team	Connecticut	7:35:23
1995	Central Mass Striders	Massachusetts	7:25:17
1996	Central Park Track Club	New York	7:45:15
1997	Boston Athletic Association	Massachusetts	7:46:36
1998	New York Harriers	New York	7:40:45
1999	Boston Athletic Association	Massachusetts	7:30:17
2000	Lehigh Valley Road Runners Club	Pennsylvania	7:28:33
2001	Lehigh Valley Road Runners Club	Pennsylvania	7:25:13
2002	Boston Athletic Association	Massachusetts	7:25:52
2003	Greater Lowell Road Runners	Massachusetts	7:47:46
2004	Pacers Racing Team	Virginia	7:58:58
2005	Greater Boston Track Club	Massachusetts	7:40:28
2006	Hansons-Brooks Distance Project	Michigan	6:40:30
2007	adidas Transports Racing Team	California	7:08:10
2008	Boston Athletic Association	Massachusetts	7:34:37
2009	Hansons-Brooks Distance Project	Michigan	6:52:24
2010	Hansons-Brooks Distance Project	Michigan	6:58:24
2011	Boston Athletic Association	Massachusetts	7:05:31
2012	Boston Athletic Association	Massachusetts	7:51:24
2013	Boston Athletic Association	Massachusetts	7:12:19
2014	Boston Athletic Association	Massachusetts	7:05:33
2015	New York Athletic Club	New York	7:22:14
2016	Greater Boston Track Club	Massachusetts	7:38:02
2017	Boston Athletic Association	Massachusetts	7:10:24
2018	Manchester Running Company	Connecticut	7:47:15
2019	Bowerman Track Club	Oregon	7:16:31
2021	Boston Athletic Association	Massachusetts	6:52:38
2022	Boston Athletic Association	Massachusetts	6:39:25 †
2023	Boston Athletic Association	Massachusetts	6:50:02
2024	Boston Athletic Association	Massachusetts	7:00:51

† Course Record

WOMEN'S OPEN

Year	Club/Team	Home	Time
1985	Boston Athletic Association	Massachusetts.....	9:35:48
1986	Buffalo Chips Running Club	California	8:43:54
1987	Buffalo Chips Running Club	California	9:25:52
1988	Liberty Athletic Club	Massachusetts.....	9:10:35
1989	Merrimack Valley Striders.....	Massachusetts.....	9:12:34
1990	Warren Street Social & Athletic Club	New York.....	9:17:49
1991	Buffalo Chips Running Club	California	9:03:11
1992	Boston Running Club	Massachusetts.....	8:51:03
1993	Cambridge Sports Union	Massachusetts.....	8:39:16
1994	New Zealand Flying Kiwis.....	New Zealand	8:11:53
1995	Northwest Club Run.....	Oregon.....	9:16:50
1996	Forerunners Track Club	Florida	8:54:55
1997	Boston Athletic Association	Massachusetts.....	9:05:15
1998	Boston Athletic Association	Massachusetts.....	8:59:10
1999	Forerunners Track Club	Florida	8:49:26
2000	Forerunners Track Club	Florida	8:42:35
2001	Bears Running Club	New Jersey	8:48:22
2002	Boston Athletic Association	Massachusetts.....	8:44:43
2003	Greater Lowell Road Runners.....	Massachusetts.....	9:16:06
2004	Greater Boston Track Club	Massachusetts.....	9:58:32
2005	Impala Racing Team.....	California	8:50:37
2006	Boston Athletic Association	Massachusetts.....	8:19:57
2007	Hansons-Brooks Distance Project.....	Michigan	8:11:48
2008	Central Mass Striders	Massachusetts.....	8:52:02
2009	Boston Athletic Association	Massachusetts.....	8:51:34
2010	Boston Athletic Association	Massachusetts.....	8:48:28
2011	Boston Athletic Association	Massachusetts.....	8:10:45
2012	Boston Athletic Association	Massachusetts.....	8:47:41
2013	Dirigo RC	Maine	8:12:42
2014	New York Athletic Club.....	New York.....	8:00:36
2015	Boston Athletic Association	Massachusetts.....	8:15:14
2016	Boston Athletic Association	Massachusetts.....	8:48:59
2017	Hansons-Brooks Distance Project.....	Michigan	7:36:27 †
2018	Boston Athletic Association	Massachusetts.....	8:44:09
2019	Boston Athletic Association	Massachusetts.....	8:16:11
2021	Boston Athletic Association	Massachusetts.....	8:02:53
2022	Boston Athletic Association	Massachusetts.....	8:17:28
2023	Boston Athletic Association	Massachusetts.....	8:20:48
2024	Boston Athletic Association	Massachusetts	8:19:35

† Course Record

NON-BINARY OPEN

Year	Club/Team	Home	Time
2024	Front Runners New York.....	New York.....	9:14:24

MEN'S MASTERS

Year	Club/Team	Home	Time
1992	Greater Lowell Road Runners	Massachusetts	7:59:41
1993	Greater Lowell Road Runners	Massachusetts	8:09:27
1994	Greater Lowell Road Runners	Massachusetts	7:18:44 †
1995	Greater Lowell Road Runners	Massachusetts	7:43:34
1996	Greater Lowell Road Runners	Massachusetts	7:53:39
1997	Greater Lowell Road Runners	Massachusetts	7:51:56
1998	Greater Lowell Road Runners	Massachusetts	7:56:06
1999	Greater Lowell Road Runners	Massachusetts	7:40:06
2000	Reebok	California	8:15:15
2001	Central Park Track Club	New York	8:03:02
2002	Sojourners Running Club	Utah	7:55:49
2003	Whirlaway Racing Team	Massachusetts	8:02:54
2004	Whirlaway Racing Team	Massachusetts	8:32:19
2005	Whirlaway Racing Team	Massachusetts	7:58:02
2006	Whirlaway Racing Team	Massachusetts	7:58:51
2007	Whirlaway Racing Team	Massachusetts	8:14:43
2008	Thames Hare & Hounds	Great Britain	7:37:44
2009	Fleet Feet Racing—Boulder	Colorado	7:41:51
2010	Whirlaway Racing Team	Massachusetts	8:02:54
2011	Whirlaway Racing Team	Massachusetts	7:53:06
2012	Boston Athletic Association	Massachusetts	8:31:38
2013	Bandidos	Arizona	7:54:13
2014	Boston Athletic Association	Massachusetts	7:54:45
2015	Boston Athletic Association	Massachusetts	8:04:00
2016	Patient Endurance Racing	Michigan	8:24:42
2017	Alaska Endurance Project	Alaska	8:20:38
2018	Sacramento Running Association Elite	California	8:07:24
2019	Phoenix Free Sales	Arizona	7:58:41
2021	Boston Athletic Association	Massachusetts	7:46:24
2022	Garden State Track Club	New Jersey	7:48:18
2023	West Valley Track Club	California	7:37:23
2024	Syracuse Track Club	New York	7:40:46

† Course Record

WOMEN'S MASTERS

Year	Club/Team	Home	Time
1992	West Valley Track Club.....	California	10:04:21
1993	Annapolis Striders.....	Maryland	10:47:28
1994	Buffalo Chips Running Club.....	California	9:31:10
1995	NW Florida Track Club.....	Florida	9:50:07
1996	Prairie Striders Running Club.....	Minnesota	9:47:16
1997	Central Mass Striders	Massachusetts.....	9:39:24
1998	Cambridge Sports Union	Massachusetts.....	10:37:53
1999	Atlanta Track Club.....	Georgia.....	9:33:59
2000	Atlanta Track Club.....	Georgia.....	9:40:12
2001	Central Mass Striders	Massachusetts.....	10:06:53
2002	Whirlaway Racing Team.....	Massachusetts.....	9:30:21
2003	Forerunners Track Club.....	Florida	9:14:19
2004	Forerunners Track Club	Florida	8:58:32 †
2005	Forerunners Track Club	Florida	9:15:46
2006	San Luis Distance Club.....	California	9:44:13
2007	North Jersey Masters Track & Field Club.....	New Jersey	10:00:28
2008	Road Runner Sports.....	New Jersey	9:31:57
2009	Willow Street Athletic Club.....	New York.....	9:14:36
2010	Whirlaway Racing Team.....	Massachusetts.....	9:15:15
2011	Whirlaway Racing Team.....	Massachusetts.....	9:28:15
2012	Whirlaway Racing Team.....	Massachusetts.....	9:55:09
2013	Running Skirts	California	9:24:23
2014	Dirigo RC	Maine	9:04:43
2015	Montgomery County Road Runners Club.....	Maryland	9:24:55
2016	Dirigo RC	Maine	9:05:06
2017	RunningSkirts	California	9:46:21
2018	Whirlaway Racing Team.....	Massachusetts.....	9:48:17
2019	Boston Athletic Association	Massachusetts.....	9:48:55
2021	Whirlaway Racing Team.....	New Hampshire.....	9:02:43
2022	Boston Athletic Association	Massachusetts.....	9:29:25
2023	DWRunning	Illinois.....	9:01:33
2024	Garden State Track Club	New Jersey	9:29:04

† Course Record

4. Race Synopses

Boston Marathon Yearly Synopses, 1897–2024	70
--	----

BOSTON MARATHON YEARLY SYNOPSES, 1897–2024

First Boston Marathon — Monday, April 19, 1897

John J. McDermott, representing the Pastime Athletic Club from New York City, captured the victory in the first running of the Boston Marathon, then known as the American Marathon. Fifteen runners started the first race with 10 finishing the 24.5-mile trek from Metcalf's Mill in Ashland, Massachusetts, to the finish line at the Oval on Irvington Street in downtown Boston. McDermott, who had won the only other marathon on U.S. soil the previous October in New York, took the lead from Harvard athlete Richard Grant over the hills in Newton. Although McDermott walked several times during the final miles, he still won by a comfortable six-minute, 52-second margin in 2:55:10.

1. John J. McDermott (NY).....	2:55:10	6. John Mason (NY).....	3:31:00
2. John J. Kiernan (NY).....	3:02:02	7. W. Ryan (MA).....	3:41:25
3. Edward P. Rhell (MA).....	3:06:02	8. Lawrence Brignolia (MA).....	4:06:12
4. Hamilton Gray (NY).....	3:11:37	9. Harry Franklin (MA).....	4:08:00
5. H. D. Eggleston (NY).....	3:17:50	10. A. T. Howe (MA).....	4:10:00

Second Boston Marathon — Tuesday, April 19, 1898

The second running of the American Marathon attracted 21 starters and witnessed 15 runners successfully completing the distance. Canadian Ronald J. MacDonald, a 22-year-old Boston College student, who donned bicycle shoes for his first marathon attempt, overtook New York cross-country champion Hamilton Gray with just over two miles remaining, before crossing the line in a triumphant 2:42:00. His time was considered a world-best performance for the marathon at the time. Defending champion John J. McDermott was fourth (2:54:17), while pre-race favorite Louis Liebgold of Gotham, New Jersey, wearing bib No. 1, dropped out of the race.

1. Ronald J. MacDonald (CAN).....	2:42:00	6. Eugene Estoppey, Jr. (NY).....	2:58:49
2. Hamilton Gray (NY).....	2:45:00	7. D. J. Grant (NY).....	3:08:55
3. Robert A. McLennon (MA).....	2:48:02	8. John Mason (NY).....	3:09:30
4. John J. McDermott (NY).....	2:54:17	9. D. Harrigan (MA).....	3:09:30
5. Lawrence Brignolia (MA).....	2:55:49	10. J. E. Enwright (NY).....	3:16:20

Third Boston Marathon — Wednesday, April 19, 1899

At 173 pounds, Cambridge blacksmith Lawrence Brignolia was the heaviest runner ever to win the Boston Marathon. Brignolia, who seemed suited to tackle the strong, gale-like winds that hampered runners the entire way, caught Harvard alumnus Richard Grant on the Newton hills, and finished in 2:54:38. The strength of the winds reportedly caused Brignolia to step on a loose stone and fall during his approach to Kenmore Square. Stopping to regain his footing, Brignolia walked and ran the remaining distance to the new finish line on Exeter Street, in front of the B.A.A. clubhouse.

1. Lawrence Brignolia (MA).....	2:54:38	6. Eugene Estoppey, Jr. (NY).....	3:18:34
2. Richard Grant (MA).....	2:57:46	7. D. J. Sullivan (MA).....	3:21:30
3. B. F. Sullivan (MA).....	3:02:01	8. J. O. Lynch (NY).....	3:23:55
4. John B. Maguire (MA).....	3:02:29	9. J. H. Kelly (NY).....	3:30:12
5. R. F. Hallen (NY).....	3:04:59	10. J. E. Enwright (NY).....	3:39:15

Fourth Boston Marathon — Thursday, April 19, 1900

Following the success of Ronald J. MacDonald in 1898, Canadian runners began to establish themselves in the marathon. Led by John P. Caffery of Hamilton, Ontario, the Canadian runners finished 1-2-3 as countrymen Bill Sheering and Fred Hughson followed Caffery across the finish line. Caffery finished in 2:39:44 after overtaking Sheering in Auburndale, 16 miles into the race. The race was marked by the only false start in event history, as Canadian John Barnard "jumped the gun" and the runners had to be reassembled at the start.

1. John P. Caffery (CAN).....	2:39:44	6. Thomas J. Hicks (MA).....	3:07:19
2. William Sheering (CAN).....	2:41:31	7. B. F. Sullivan (MA).....	3:13:20
3. Fred Hughson (CAN).....	2:49:08	8. Richard Grant (MA).....	3:13:57
4. John B. Maguire (MA).....	2:51:36	9. E. G. Russell, Jr. (NY).....	Unknown
5. James Fay (MA).....	2:55:07	10. Chester Torrance (NY).....	Unknown

Fifth Boston Marathon — Friday, April 19, 1901

John P. Caffery became the first repeat winner of the Boston Marathon, posting a record time of 2:29:23. Canadian Fred Hughson, who was third the year before, set the early pace only to be caught by Caffery near the halfway mark in Wellesley Square. William Davis of the Mohawk nation, whom Caffery had brought with him from Canada, finished second as 1898 champion Ronald J. MacDonald exited the race at Cleveland Circle. Rumors that MacDonald had been drugged were widely circulated and the topic of much discussion. John Vrazanis, a Greek runner who was eventually forced to drop out due to severe blisters, was the first non-North American to enter the Boston Marathon.

1. John P. Caffery (CAN).....	2:29:23	6. P. Lorden (MA).....	2:55:40
2. William Davis (CAN).....	2:34:45	7. John C. Lorden (MA).....	2:55:49
3. Samuel A. (Sammy) Mellor, Jr. (NY).....	2:44:34	8. James McAuliffe (MA).....	2:56:44
4. C. Crimmins (MA).....	2:47:15	9. E. G. Russell, Jr. (NY).....	3:02:20
5. Thomas J. Hicks (MA).....	2:52:32	10. J. J. Kennedy (MA).....	Unknown

Sixth Boston Marathon — Saturday, April 19, 1902

Sammy Mellor, third the previous year, raced to a relatively easy 2:43:12 victory as two-time defending champion John P. Caffery was forced to withdraw just prior to the start due to dysentery. With a record field of 50 entries (42 starters), Mellor pulled away from 1898 winner Ronald J. MacDonald just over 12 miles into the race and won by two minutes over J. J. Kennedy of Massachusetts. Charlie Moody, a 16-year-old from Brighton High School, finished fourth in 3:03:47.

1. Samuel A. (Sammy) Mellor, Jr. (NY).....	2:43:12	6. Ernest Poole (MA).....	3:07:14
2. J. J. Kennedy (MA).....	2:45:21	7. E. F. O'Brien, Jr. (MA).....	3:09:15
3. John C. Lorden (MA).....	2:54:49	8. W. H. Hunter (CT).....	3:09:50
4. Charlie Moody (MA).....	3:03:47	9. J. Flynn (MA).....	3:13:15
5. W.A. Schlobohm (NY).....	3:05:49	10. Arthur Ziegler (NY).....	3:30:20

Seventh Boston Marathon — Monday, April 20, 1903

Nobody expected Cambridge's John C. Lorden to win this year, not with the likes of defending champion Sammy Mellor and two-time champion John P. Caffery set to do battle. Once Lorden put to rest the leg cramps that had bothered him early in the race, he began his pursuit of the two leaders. Caffery withdrew well into the Newton hills. Lorden caught Mellor with less than three miles to go and won by nearly six minutes in 2:41:29.

1. John C. Lorden (MA).....	2:41:29	6. Arthur Ziegler (NY).....	3:01:53
2. Samuel A. (Sammy) Mellor, Jr. (NY).....	2:47:13	7. Edward Fay (MA).....	3:04:50
3. Michael Spring (NY).....	2:53:01	8. John S. Hunt (MA).....	3:06:40
4. Frederick Lorz (NY).....	2:53:42	9. John Leadbetter (MA).....	3:08:14
5. J. J. Donovan (NY).....	3:01:37	10. John P. Coakley (MA).....	3:10:47

Eighth Boston Marathon — Tuesday, April 19, 1904

Once again Sammy Mellor led from the start, but this time it was Michael Spring, the third-place finisher from the previous year, who led the charge over the final miles. Spring, a 21-year-old clerk from New York, had let Mellor build nearly a four-minute lead by the time he had reached 20 miles. As Mellor faded over the final three miles, five runners passed the tired 1902 champion, with Spring hitting the tape in 2:38:04.

1. Michael Spring (NY).....	2:38:04	6. Samuel A. (Sammy) Mellor, Jr. (NY).....	2:44:43
2. Thomas J. Hicks (MA).....	2:39:34	7. J. Easley (MA).....	2:46:30
3. Thomas F. Cook (MA).....	2:42:35	8. Dennis Bennett (CAN).....	2:50:35
4. William A. Schlobohm (NY).....	2:43:40	9. F. A. Perreault (MA).....	2:52:45
5. Frederick Lorz (NY).....	2:44:00	10. John S. Hunt (MA).....	2:53:15

Ninth Boston Marathon — Wednesday, April 19, 1905

A record field of 84 entrants saw U.S. Olympian Frederick Lorz run himself into near-exhaustion while winning in 2:38:25. Lorz, who had been accused of cheating the year before in the Olympic Marathon at St. Louis, caught Sammy Mellor with five miles to go after Mellor had set a record pace throughout the early portion of the race. Defending champion Michael Spring was one of the 78 starters who did not finish.

- | | | | |
|-------------------------------|---------|---------------------------------|---------|
| 1. Frederick Lorz (NY)..... | 2:38:25 | 6. David J. Kneeland (MA)..... | 2:48:32 |
| 2. Louis Marks (NY)..... | 2:39:50 | 7. Thomas J. Sullivan (MA)..... | 2:52:47 |
| 3. Robert A. Fowler (MA)..... | 2:41:07 | 8. John J. Kennedy (MA)..... | 2:53:17 |
| 4. H. F. Miller (MA)..... | 2:42:44 | 9. Martin J. O’Neil (MA)..... | 2:53:56 |
| 5. E. S. Farnsworth (MA)..... | 2:43:01 | 10. John S. Hunt (MA)..... | 2:54:51 |

10th Boston Marathon — Thursday, April 19, 1906

The race had its youngest winner ever and closest finish to date as Timothy Ford, an 18-year-old runner from Cambridge, crossed the line in 2:45:45 — a scant six seconds better than Roxbury’s David J. Kneeland. Ford was a post entry, the last on the list of 86 starters. At first, race officials rejected him as an entrant because he had not submitted an application. One mile from the finish, Ford caught the 24-year-old Kneeland and edged ahead. Again, Sammy Mellor was among the leaders for 13 miles before being overtaken by Kneeland and others at Wellesley Hills.

- | | | | |
|----------------------------------|---------|---------------------------------|---------|
| 1. Timothy Ford (MA)..... | 2:45:45 | 6. Martin J. O’Neil (MA)..... | 2:56:55 |
| 2. David J. Kneeland (MA)..... | 2:45:51 | 7. Thomas J. Sullivan (MA)..... | 3:02:06 |
| 3. Thomas P. Morrissey (NY)..... | 2:53:41 | 8. Ben Mann (CT)..... | 3:02:06 |
| 4. P. Laffargue (NY)..... | 2:53:56 | 9. W. R. Prouty (MA)..... | 3:07:11 |
| 5. John J. Hayes (NY)..... | 2:55:38 | 10. Harry Brawley (MA)..... | 3:08:11 |

11th Boston Marathon — Friday, April 19, 1907

Thomas Longboat, of the Onandaga First Nation, from Hamilton, Ontario, established a course best in his only Boston appearance. Longboat and Bostonian James J. Lee set a brisk pace that led a contingent of six runners past the railroad crossing in South Framingham. Once past, a freight train blocked the path of the remaining runners, enabling the pack to build an insurmountable lead. Longboat survived the sleet and rain to win by more than three minutes (2:24:24). American John J. Hayes, the 1908 Olympic Marathon gold medalist, was third.

- | | | | |
|-------------------------------|---------|---------------------------------|---------|
| 1. Thomas Longboat (CAN)..... | 2:24:24 | 6. Charles E. Petch (CAN)..... | 2:36:47 |
| 2. Robert A. Fowler (MA)..... | 2:27:54 | 7. Sidney H. Hatch (IL)..... | 2:37:11 |
| 3. John J. Hayes (NY)..... | 2:30:38 | 8. John Neary (MA)..... | 2:37:59 |
| 4. James W. O’Mara (MA)..... | 2:35:37 | 9. John Lindquist (NY)..... | 2:38:58 |
| 5. James J. Lee (MA)..... | 2:36:04 | 10. Carl D. Schlobohm (NY)..... | 2:42:02 |

12th Boston Marathon — Monday, April 20, 1908

New Yorker Thomas P. Morrissey (2:25:43) edged John J. Hayes in a great battle that left only 21 seconds between the two at the finish and saw the first five runners finish within a span of two minutes. Under a bleak sky and accompanied by snow, an early pace was set by Arthur McDonald and New England 10-mile champion Roy Welton of Lawrence, Massachusetts. Morrissey overtook third-place finisher Robert A. Fowler after Cleveland Circle, and Hayes came on strong to capture second in 2:26:04.

- | | | | |
|----------------------------------|---------|--|---------|
| 1. Thomas P. Morrissey (NY)..... | 2:25:43 | 6. James J. Lee (MA)..... | 2:28:34 |
| 2. John J. Hayes (NY)..... | 2:26:04 | 7. Frederick Lorz (NY)..... | 2:32:20 |
| 3. Robert A. Fowler (MA)..... | 2:26:42 | 8. Samuel A. (Sammy) Mellor, Jr. (NY)..... | 2:41:17 |
| 4. Michael J. Ryan (NY)..... | 2:27:08 | 9. A. Roy Welton (MA)..... | 2:43:25 |
| 5. W. Wood (MA)..... | 2:27:48 | 10. John J. Goff (MA)..... | 2:43:54 |

13th Boston Marathon — Monday, April 19, 1909

Although a record of 164 runners answered the starter's gun, the biggest story was the heat, which saw the temperature climb to 97 degrees. The conditions were intolerable for 91 entrants, who exited early, and allowed the lead to change hands on nine occasions through 20 miles. New Hampshire mill hand Henri Renaud emerged from the fray to claim victory in 2:53:36. He passed through Framingham in 53rd place and, with two miles remaining, passed a weary Harry Jensen. Only Renaud was able to keep running without stopping over the final miles.

1. Henri Renaud (NH).....	2:53:36	6. Joseph P. McHugh (MA).....	3:01:52
2. Harry Jensen (NY).....	2:57:13	7. Edward G. Ryder (MA).....	3:02:48
3. Patrick J. Grant (NY).....	2:57:17	8. Carl D. Schlobohm (NY).....	3:06:10
4. James F. Crowley (NY).....	2:59:42	9. Edward L. McTiernan (MA).....	3:08:08
5. Samuel A. (Sammy) Mellor, Jr. (NY).....	3:00:53	10. Robert A. Fowler (MA).....	3:09:31

14th Boston Marathon — Tuesday, April 19, 1910

Fred S. Cameron from Amherst, Nova Scotia, won the race in 2:28:52 by slipping out front early and was never seriously challenged. This race marked the first appearance of the legendary Clarence H. DeMar, who made a late rush to finish second, one minute behind Cameron. DeMar would go on to win this race a record seven times. Defending champion Henri Renaud was 24th, while 1902 winner Sammy Mellor finished 34th.

1. Fred S. Cameron (CAN).....	2:28:52	6. John J. Reynolds (NJ).....	2:40:03
2. Clarence H. DeMar (MA).....	2:29:52	7. R. E. MacCormack (CAN).....	2:40:25
3. James J. Corkery (CAN).....	2:34:25	8. Edwin A. White (NY).....	2:40:50
4. John R. Roe (CAN).....	2:38:06	9. E. P. Devlin (NY).....	2:41:34
5. Michael J. Ryan (NY).....	2:38:24	10. James Cleary (MA).....	2:44:58

15th Boston Marathon — Wednesday, April 19, 1911

Clarence H. DeMar, competing despite the wishes of doctors who told him not to run due to a heart murmur, smashed Tom Longboat's course best with a superb 2:21:39 performance. This was the first of DeMar's seven Boston wins. However, heeding medical advice, he would not compete again until 1917. DeMar trailed Festus Madden by 250 yards, before pulling even through the hills and taking control at Newton Centre.

1. Clarence H. DeMar (MA).....	2:21:39	6. Daniel Sheridan (VT).....	2:31:44
2. Festus Madden (MA).....	2:24:31	7. Albert Harrop (MA).....	2:32:31
3. Edouard Fabre (CAN).....	2:29:22	8. William Galvin (NY).....	2:33:10
4. Robert A. Fowler (MA).....	2:29:31	9. Michael J. Ryan (NY).....	2:36:15
5. Richard F. Piggott (MA).....	2:30:45	10. Joseph M. Lorden (MA).....	2:36:33

16th Boston Marathon — Friday, April 19, 1912

U.S. Olympian Michael J. Ryan of New York ran through a mud- and slush-soaked course to finish first in 2:21:18, shaving 21 seconds off the record DeMar established a year earlier. Ryan was content to let Yale freshman Johnny Gallagher set the early pace. As Gallagher tired near Cleveland Circle, Andrew Sockalexis, a young Native American runner from Old Town, Maine, took over the lead. Ryan caught Sockalexis two miles from the finish and won by 34 seconds.

1. Michael J. Ryan (NY).....	2:21:18	6. Harry Jensen (NY).....	2:25:50
2. Andrew Sockalexis (ME).....	2:21:52	7. Richard F. Piggott (MA).....	2:26:07
3. Festus Madden (MA).....	2:23:24	8. Edouard Fabre (CAN).....	2:26:23
4. Thomas H. Lilley (MA).....	2:23:50	9. William Galvin (NY).....	2:26:50
5. Fritz Carlson (MN).....	2:26:07	10. Harry Smith (NY).....	2:27:46

17th Boston Marathon — Saturday, April 19, 1913

For the second consecutive year, the "Maine Indian" Andrew Sockalexis was the runner-up. Knowing that he had raced too hard in the early going the previous year, Sockalexis let Swedish-born Fritz Carlson set the early pace. Carlson was four minutes ahead of Sockalexis with four miles remaining when the runners hit Cleveland Circle. Carlson held off a valiant rush by Sockalexis over the final few miles to win the race in 2:25:14.

1. Fritz Carlson (MN).....	2:25:14	6. John Stack (NY).....	2:33:04
2. Andrew Sockalexis (ME).....	2:27:12	7. Joseph M. Lorden (MA).....	2:33:46
3. Harry Smith (NY).....	2:19:36	8. William D. Brown (MA).....	2:34:00
4. George F. McInerney (PA).....	2:28:33	9. George Gaskill (MA).....	2:35:42
5. Edouard Fabre (CAN).....	2:31:51	10. Anastas K. Sturgis (MA).....	2:36:13

18th Boston Marathon — Monday, April 20, 1914

The Canadians were again on top as James Duffy from Hamilton, Ontario, defeated countryman Edouard Fabre from Montreal by just 60 yards in 2:25:01. On an overcast and humid day, Fabre wrested the lead from Finnish-born New Yorker Willie Kyrönen on what would become known as Heartbreak Hill leading to Boston College. Duffy slowly closed in on Fabre, and the lead changed four times on Beacon Street before Duffy pulled away for the narrow victory.

1. James Duffy (CAN)	2:25:01	6. Willie Kyrönen (NY)	2:34:38
2. Edouard Fabre (CAN)	2:25:16	7. George F. McInerney (PA)	2:35:56
3. Joseph M. Lorden (MA)	2:28:42	8. Fritz Carlson (MN)	2:37:19
4. Walter Bell (CAN)	2:30:37	9. Thomas H. Lilley (MA)	2:38:53
5. Arthur V. Roth (MA)	2:31:08	10. Festus Madden (MA)	2:38:57

19th Boston Marathon — Monday, April 19, 1915

On another unseasonably warm day, French-Canadian Edouard Fabre overcame the 84-degree temperature to win in 2:31:41. With one-third of the starters dropping out, Fabre, who finished second the year before, ran behind the lead runners in the early going and did not take the lead until Kenmore Square, one mile from the finish. Fabre passed Cliff Horne, a Haverhill, Massachusetts, resident who had taken over the lead with just 2.3 miles remaining. Horne began to tire from the effects of the intense heat, and Fabre ran past him for the victory.

1. Edouard Fabre (CAN)	2:31:41	6. George F. McInerney (PA)	2:38:14
2. Clifton G. Horne (MA)	2:33:01	7. Percy Wyer (NY)	2:45:16
3. Sidney H. Hatch (IL)	2:35:47	8. Fred Travalena (NY)	2:46:58
4. Hugh Honohan (NY)	2:37:02	9. John M. Mullen (NY)	2:50:02
5. Edward L. Byrne (NY)	2:37:15	10. Alfred G. Horne (MA)	2:51:36

20th Boston Marathon — Wednesday, April 19, 1916

Local boy Arthur V. Roth of Roxbury ran a triumphant 2:27:16 to win the race. The 23-year-old draftsman broke from the field at 10 miles and built a three-minute, 17-second lead as the runners headed into the Newton hills. Runner-up Willie Kyrönen of New York put on a late burst over the final six miles, but was still 11 seconds shy at the finish. Completely exhausted, Roth collapsed as he breasted the tape and had to be assisted from the finish area by race officials.

1. Arthur V. Roth (MA)	2:27:16	6. William J. (Bill) Kennedy (IL)	2:35:17
2. Willie Kyrönen (NY)	2:27:27	7. John P. Phillips (NY)	2:39:39
3. Sidney H. Hatch (IL)	2:28:30	8. Arthur Lee Jamieson (CAN)	2:41:09
4. James J. Corkery (CAN)	2:30:34	9. Michael J. Lynch (DC)	2:41:22
5. William Brown (MA)	2:34:18	10. George B. Moss (NY)	2:43:39

21st Boston Marathon — Thursday, April 19, 1917

New York bricklayer Bill Kennedy stunned a highly competitive field that included Finnish favorites Hannes Kolehmainen and Willie Kyrönen. The oldest winner of the race to date at age 35, Kennedy overtook the Finns at the halfway juncture in Wellesley. He withstood a brief challenge from Hans Schuster at Newton Lower Falls, before claiming victory in 2:28:37 over runner-up Sidney H. Hatch. The race marked the reappearance of Clarence H. DeMar, who ran for the first time since his victory in the 1911 race and placed third in 2:31:05.

1. William J. (Bill) Kennedy (NY)	2:28:37	6. Hans Schuster (NY)	2:37:28
2. Sidney H. Hatch (IL)	2:30:19	7. Carl W. A. Linder (MA)	2:38:38
3. Clarence H. DeMar (MA)	2:31:05	8. Michael J. Lynch (DC)	2:40:06
4. Hannes Kolehmainen (NY)	2:31:58	9. Prescott M. Dean (NY)	2:44:28
5. Charles Mellor (IL)	2:36:20	10. Leroy Davis (MA)	2:44:28

22nd Boston Marathon — Friday, April 19, 1918

Due to American involvement in World War I, the traditional Patriots' Day race underwent a temporary change of format. A 10-man military relay race was contested on the course, and one of the teams from Camp Devens in Ayer, Massachusetts, bested the field in 2:24:53.

1. Camp Devens Divisional Team	2:24:53	5. Naval Cadet School	2:29:23
2. 302nd Infantry, Camp Devens	2:28:10	6. 304th Infantry, Camp Devens	2:32:20
3. Boston Navy Yard	2:28:45	7. Bumkin Island	2:37:20
4. 301st Signal Battalion, Camp Devens	2:29:14	8. U. S. N. Radio School	2:44:26

23rd Boston Marathon — Saturday, April 19, 1919

Another local runner took home top honors as the race returned to its traditional format following the war. Quincy's Carl W. A. Linder, the New England javelin and decathlon champion, who had been rejected for military service because of flat feet, was victorious in 2:29:13. With less than two-and-a-half miles remaining, Linder passed Chicago's Frank Gillespie, who had led from the Natick checkpoint. Gillespie, his feet a mass of blisters and blood from his new racing shoes, could not respond to Linder's challenge. Runner-up William Wick, at 4 feet, 10.5 inches, was the shortest person to finish the Boston course to date.

1. Carl W. A. Linder (MA)	2:29:13	6. Aaron Morris (NY).....	2:37:31
2. William Wick (MA).....	2:30:15	7. Peter Trivoulidas (GRE).....	2:38:10
3. Otto J. Laakso (NY).....	2:31:31	8. Runar Ohman (SWE).....	2:41:38
4. Frank Gillespie (IL)	2:36:44	9. Anastas K. Sturgis (MA)	2:51:15
5. Michael J. Lynch (DC).....	2:36:58	10. Henry Kanto (MA)	2:51:53

24th Boston Marathon — Monday, April 19, 1920

Greek national Peter Trivoulidas, a New York busboy, was running in eighth place, three minutes behind leader James P. Henigan, as he entered the Newton hills. Meanwhile, 1916 winner Arthur V. Roth of Roxbury overtook Henigan, who was beset with cramps and eventually withdrew from the race. Roth again tried to steal the race by building up a large lead. However, when he again began to falter near Kenmore Square, Trivoulidas surged and easily overtook Roth to win in 2:29:31.

1. Peter Trivoulidas (GRE).....	2:29:31	6. Robert Conboy (NY)	2:37:34
2. Arthur V. Roth (MA).....	2:30:31	7. Frank T. Zuna (NJ)	2:39:34
3. Carl W. A. Linder (MA).....	2:33:22	8. Clifton Mitchell (NY).....	2:41:43
4. William Wick (MA).....	2:34:37	9. John Tuomikoski (MA)	2:43:06
5. Edwin H. White (NY).....	2:36:10	10. Runar Ohman (SWE).....	2:43:41

25th Boston Marathon — Tuesday, April 19, 1921

New Jersey plumber Frank T. Zuna smashed the course record of 1912 winner Michael J. Ryan with a powerful 2:18:57 performance, upsetting defending champion Peter Trivoulidas, who finished third. Zuna and eventual second-place finisher Chuck Mellor formed a two-member lead pack through 16 miles. Zuna surged on the first of the Newton hills, and ran uncontested to the finish.

1. Frank T. Zuna (NJ).....	2:18:57	6. Edouard Fabre (CAN).....	2:31:34
2. Charles L. (Chuck) Mellor (IL)	2:22:12	7. Willie Kyronen (NY)	2:32:36
3. Peter Trivoulidas (GRE).....	2:27:41	8. Otto J. Laakso (NY)	2:33:39
4. Carl W. A. Linder (MA).....	2:28:02	9. John Goff (NY).....	2:37:35
5. Albert R. Michelson (CT).....	2:30:35	10. Robert Conboy (NY)	2:38:18

26th Boston Marathon — Wednesday, April 19, 1922

Clarence H. DeMar, who captured his first title in 1911, added his second crown and officially commenced his reign of dominance. From 1922 to 1930, DeMar would win the race six times, including a string of three straight wins (1922–24). At age 33, DeMar established a permanent record (2:18:10) for the 24.5-mile course, which was abandoned two years later in favor of the standard 26-mile, 385-yard Olympic distance. Medford's James P. Henigan battled DeMar from miles seven through 20, but DeMar was able to pull away on the downhill past Boston College, where Henigan dropped out.

1. Clarence H. DeMar (MA).....	2:18:10	6. Otto J. Laakso (NY)	2:24:45
2. Willie Ritola (NY)	2:21:44	7. Carl W. A. Linder (MA).....	2:25:29
3. Albert Smoke (CAN).....	2:22:49	8. Frank T. Zuna (NY)	2:26:26
4. Victor MacAuley (CAN).....	2:24:02	9. Harvey Frick (NY).....	2:28:16
5. Willie Kyronen (NY).....	2:24:42	10. Edouard Fabre (CAN).....	2:29:00

27th Boston Marathon — Thursday, April 19, 1923

This was the second of Clarence H. DeMar's three consecutive wins (2:23:47) and the last race at the 24.5-mile distance. After taking the lead from Albert R. Michelson at Cleveland Circle, DeMar held off the late challenge of 1921 winner Frank T. Zuna. Wallie R. Carlson of Chicago closed fast over the latter stages of the race to finish third, ahead of the fading Michelson.

1. Clarence H. DeMar (MA)	2:23:47	6. Nestor Erickson (NY)	2:29:46
2. Frank T. Zuna (NY)	2:25:30	7. Carl W. A. Linder (MA)	2:30:03
3. Wallie R. Carlson (IL)	2:27:10	8. William J. (Bill) Kennedy (NY)	2:33:47
4. Albert R. Michelson (CT)	2:28:27	9. Joseph Conto (NY)	2:38:20
5. Gunnar Nilson (NY)	2:29:40	10. Arthur L. Flanders (MA)	2:40:41

28th Boston Marathon — Saturday, April 19, 1924

Completing a three-year sweep, Clarence H. DeMar (2:29:40) simply outran the field and finished more than five minutes ahead of Chuck Mellor. The race course was lengthened to what was thought to be 26 miles, 385 yards, in order to comply with the standard Olympic Marathon distance. However, upon remeasuring in 1927, the course was found to be 197 yards short of the official distance.

1. Clarence H. DeMar (MA)	2:29:40	6. Victor MacAuley (CAN)	2:40:36
2. Charles L. (Chuck) Mellor (IL)	2:35:04	7. Ralph A. Williams (MA)	2:41:58
3. Frank E. Wendling (NY)	2:37:40	8. William J. (Bill) Kennedy (NY)	2:43:03
4. William J. Churchill (CA)	2:37:05	9. Louis Tikkanen (NY)	2:46:31
5. Carl W. A. Linder (MA)	2:40:12	10. Sporos N. Merageas (NY)	2:50:49

29th Boston Marathon — Monday, April 20, 1925

Chuck Mellor of Chicago succeeded in his fifth Boston attempt, winning the race in 2:33:00 and spoiling Clarence H. DeMar's bid for a fourth consecutive title. Running with a wad of tobacco tucked inside his cheek and the morning edition of the *Boston Globe* placed inside the front of his shirt to serve as a windbreaker, Mellor finally pulled away from DeMar on Beacon Street, within two miles of the finish.

1. Charles L. (Chuck) Mellor (IL)	2:33:00	6. Willie Kyrönen (NY)	2:40:36
2. Clarence H. DeMar (MA)	2:33:37	7. Victor MacAuley (CAN)	2:42:14
3. Frank T. Zuna (NJ)	2:35:35	8. Nestor Erickson (NY)	2:43:08
4. Albert R. Michelson (NY)	2:37:22	9. William J. (Bill) Kennedy (NY)	2:43:46
5. Karl Koski (NY)	2:39:26	10. Frank E. Wendling (NY)	2:48:59

30th Boston Marathon — Monday, April 19, 1926

A 20-year-old delivery boy, Johnny Miles of Sydney Mines, Nova Scotia, upset Olympic champion Albin Stenroos of Finland and course recordholder Clarence H. DeMar. Miles ran in dogged pursuit of Stenroos, and finally caught the Olympic gold medalist at Boston College. Slowed by a side stitch, Stenroos could only watch as Miles darted past en route to a course-best 2:25:40.

1. John C. Miles (CAN)	2:25:40†	6. Karl Koski (NY)	2:41:22
2. Albin Stenroos (FIN)	2:29:40	7. Nestor Erickson (NY)	2:42:35
3. Clarence H. DeMar (MA)	2:32:15	8. William J. (Bill) Kennedy (NY)	2:44:01
4. Albert R. Michelson (NY)	2:34:03	9. J. Foxcraft Carleton (MA)	2:44:20
5. Wallie R. Carlson (MA)	2:40:35	10. Arthur R. Scholes (CAN)	2:48:14

31st Boston Marathon — Tuesday, April 19, 1927

Although the course was lengthened to the full marathon distance of 26 miles, 385 yards, the finish was familiar as Clarence H. DeMar claimed his fifth title in 2:40:22, a new course record. Just shy of his 39th birthday and running in 82-degree heat, DeMar led at every checkpoint along the course. Johnny Miles, the defending champion, was forced to withdraw from the race at seven miles, suffering from the heat. This year's race served as the AAU championship.

1. Clarence H. DeMar (MA)	2:40:22†	6. Edouard Fabre (CAN)	3:06:12
2. Karl Koski (NY)	2:44:41	7. Harvey Frick (NY)	3:07:10
3. William J. (Bill) Kennedy (NY)	2:51:58	8. Thomas Bury (MA)	3:12:33
4. Clifford Bricker (CAN)	3:00:54	9. Frank DiMaggio (MA)	3:14:57
5. Carl W. A. Linder (MA)	3:02:21	10. George Duncan (MA)	3:17:46

† Course Record

32nd Boston Marathon — Thursday, April 19, 1928

Aggressive racing by Clarence H. DeMar resulted in a new course record and his sixth win as the field grew to 285 entrants. DeMar took over in Natick, 10 miles into the race, with Philadelphia's Bill Wilson nipping at his heels until 18.5 miles. DeMar slowly pulled away, and crossed the line in 2:37:07, while celebrated miler Joie W. Ray finished third.

- | | | | |
|--------------------------------|----------|--------------------------------|---------|
| 1. Clarence H. DeMar (MA)..... | 2:37:07† | 6. Carl W. A. Linder (MA)..... | 2:50:13 |
| 2. James P. Henigan (MA)..... | 2:41:01 | 7. William Wilson (PA)..... | 2:51:02 |
| 3. Joie W. Ray (IL)..... | 2:41:56 | 8. Leo Giard (MA)..... | 2:51:11 |
| 4. J. K. Mullan (PA)..... | 2:46:54 | 9. Charles E. Cahill (MA)..... | 2:52:02 |
| 5. Harvey Frick (NY)..... | 2:48:28 | 10. Silas McLellan (CAN)..... | 2:52:56 |

33rd Boston Marathon — Friday, April 19, 1929

Johnny Miles, the 1926 champion, returned with a new course-record performance of 2:33:08. The 23-year-old Miles, who did not participate in the 1928 race to concentrate on the Olympic Games, waged a tough battle with Albert R. Michelson from miles 13 through 23 before pulling away on Beacon Street. Finnish runners Karl Koski and Willie Kyrönen closed fast to catch Michelson in the final miles.

- | | | | |
|----------------------------------|----------|------------------------------------|---------|
| 1. John C. Miles (CAN)..... | 2:33:08† | 6. William Taylor (CAN)..... | 2:40:05 |
| 2. Karl Koski (NY)..... | 2:35:26 | 7. Gabriel Ruotsalainen (CAN)..... | 2:41:06 |
| 3. Willie Kyrönen (NY)..... | 2:35:44 | 8. Ronald B. O'Toole (CAN)..... | 2:43:07 |
| 4. Albert R. Michelson (NY)..... | 2:37:22 | 9. Clarence H. DeMar (MA)..... | 2:43:47 |
| 5. Jack Lamb (MA)..... | 2:39:25 | 10. Fred Ward, Jr. (NY)..... | 2:44:13 |

34th Boston Marathon — Saturday, April 19, 1930

Clarence H. DeMar chalked up his seventh and final victory in 2:34:48 on a hot and humid afternoon. At age 41, DeMar became the oldest runner ever to win Boston. After following pacesetter Hans Oldag of Buffalo, New York, for 16 miles, DeMar asserted himself with a powerful surge through the Newton hills. He slowed in the final miles, thereby losing his bid for a course record, but easily finished ahead of runner-up Willie Kyrönen.

- | | | | |
|------------------------------------|---------|-------------------------------------|---------|
| 1. Clarence H. DeMar (MA)..... | 2:34:48 | 6. Ronald B. O'Toole (CAN)..... | 2:41:55 |
| 2. Willie Kyrönen (NY)..... | 2:36:27 | 7. John D. (Jock) Semple (SCO)..... | 2:44:29 |
| 3. Karl Koski (NY)..... | 2:38:21 | 8. James P. Henigan (MA)..... | 2:46:38 |
| 4. Harold Webster (CAN)..... | 2:39:27 | 9. Silas McLellan (CAN)..... | 2:50:49 |
| 5. Gabriel Ruotsalainen (CAN)..... | 2:41:05 | 10. Gordon A. Norman (MA)..... | 2:53:17 |

35th Boston Marathon — Monday, April 20, 1931

Medford milkman James P. Henigan enjoyed his long-awaited victory in his 10th Boston attempt with a time of 2:46:45. Henigan, one of the nation's leading cross-country and 10-mile runners, had finished second in 1928 but had dropped out in eight of his nine prior attempts. He spent much of the day dueling with Canada's Dave Komonen, before taking control in the hills and racing uncontested over the final miles.

- | | | | |
|--------------------------------|---------|-------------------------------|---------|
| 1. James P. Henigan (MA)..... | 2:46:45 | 6. Percy Wyer (CAN)..... | 2:56:01 |
| 2. Fred Ward, Jr. (NY)..... | 2:49:03 | 7. Dave Komonen (CAN)..... | 2:58:31 |
| 3. Karl Koski (NY)..... | 2:53:27 | 8. Paul De Bruyn (GER)..... | 2:59:09 |
| 4. David Fagerlund (NY)..... | 2:53:41 | 9. Gordon A. Norman (MA)..... | 3:03:33 |
| 5. Clarence H. DeMar (NH)..... | 2:55:46 | 10. John C. Miles (CAN)..... | 3:04:56 |

36th Boston Marathon — Tuesday, April 19, 1932

Paul De Bruyn, a 24-year-old former sailor in the German navy, outraced defending champion James P. Henigan on Beacon Street to win in 2:33:36. The 39-year-old Henigan, who crossed the line just 56 seconds behind De Bruyn, followed the record-setting pace of Canada's John McLeod. Blisters caused McLeod to falter entering Cleveland Circle, and set the stage for the stretch run between De Bruyn and Henigan.

- | | | | |
|----------------------------------|---------|--------------------------------------|---------|
| 1. Paul De Bruyn (GER)..... | 2:33:36 | 6. Alex Burnside (CAN)..... | 2:39:42 |
| 2. James P. Henigan (MA)..... | 2:34:32 | 7. Earle L. Collins (MA)..... | 2:40:59 |
| 3. Willie Kyrönen (NY)..... | 2:34:55 | 8. Leslie S. Pawson (RI)..... | 2:41:36 |
| 4. Albert R. Michelson (NY)..... | 2:36:23 | 9. Eddy Cudworth (CAN)..... | 2:42:32 |
| 5. William Steiner (NY)..... | 2:38:46 | 10. John D. (Jock) Semple (SCO)..... | 2:43:07 |

† Course Record

37th Boston Marathon — Wednesday, April 19, 1933

Pawtucket, Rhode Island, mill weaver Leslie S. Pawson scored the first of his three Boston wins with a convincing 2:31:01 record performance despite a strong headwind. Pawson grabbed the lead from New Yorker John DeGloria on the first of the Newton hills and went on to win by almost five-and-a-half minutes over Canada's Dave Komonen.

1. Leslie S. Pawson (RI)	2:31:01 †	6. Albert R. Michelson (NY)	2:40:27
2. Dave Komonen (CAN)	2:36:27	7. Walter T. Hornby (CAN)	2:41:32
3. Richard Wilding (CAN)	2:38:00	8. Clarence H. DeMar (NH)	2:43:18
4. Harold Webster (CAN)	2:38:31	9. John DeGloria (NY)	2:43:20
5. Willie Kyronen (NY)	2:39:50	10. Hugo Kauppinen (NY)	2:46:01

38th Boston Marathon — Thursday, April 19, 1934

Finnish-born cobbler Dave Komonen of Ontario prepared for the race by making his own running shoes. Heavily favored in an anticipated duel with defender Leslie S. Pawson, Komonen took the lead from New York's William Steiner at 13 miles and Pawson dropped out two miles later. The next eight miles saw the emergence of a young runner, a florist's assistant from Arlington by the name of John A. Kelley. The local lad exchanged the lead with Komonen several times before the Canadian pulled ahead for good at Cleveland Circle en route to a 2:32:53 victory. This was the first of Kelley's seven second-place finishes at Boston.

1. Dave Komonen (CAN)	2:32:53	6. Gordon A. Norman (MA)	2:45:00
2. John A. Kelley (MA)	2:36:50	7. William F. McMahon (MA)	2:45:19
3. William Steiner (NY)	2:40:29	8. Percy Wyer (CAN)	2:46:06
4. Alex Burnside (CAN)	2:44:32	9. David Fagerlund (NY)	2:48:08
5. Karl Koski (NY)	2:44:52	10. William P. Molloy (MA)	2:48:56

39th Boston Marathon — Friday, April 19, 1935

Runner-up the previous year, Johnny Kelley roared to an impressive first-place finish in 2:32:07. Kelley took the lead in Wellesley, while defender Dave Komonen dropped out shortly thereafter. On his way to a two-minute, four-second victory over Pat Dengis of Maryland, Kelley stopped briefly one mile from the finish in Kenmore Square, overcome with nausea. He ran the final mile to victory.

1. John A. Kelley (MA)	2:32:07	6. Earle L. Collins (MA)	2:44:39
2. Pat Dengis (MD)	2:34:11	7. Joseph W. Plouffe (RI)	2:44:57
3. Richard Wilding (CAN)	2:39:50	8. Fred Ward, Jr. (NY)	2:46:08
4. Gordon A. Norman (MA)	2:40:57	9. Vic Callard (CAN)	2:46:51
5. Hugo Kauppinen (NY)	2:44:33	10. Andre J. Brunelle (MA)	2:47:23

40th Boston Marathon — Monday, April 20, 1936

So fast was the early pace set by Ellison M. "Tarzan" Brown, that he beat the press vehicles and writers to the first check-point in Framingham. Brown, a Narragansett Native American from Alton, Rhode Island, held the lead through the Newton hills where he was caught by a charging Johnny Kelley, who put on a swift rush over the hills. As Kelley prepared to pass Brown, he patted him on the backside. The gesture seemed to inspire Brown, who surged to victory in 2:33:40, while Kelley faded to fifth. Noting the incident, *Boston Globe* sports editor Jerry Nason coined the term "Heartbreak Hill" as the site of Kelley's misery.

1. Ellison M. (Tarzan) Brown (RI)	2:33:40	6. Alex Burnside (CAN)	2:39:05
2. William F. McMahon (MA)	2:35:27	7. Earle L. Collins (MA)	2:39:49
3. Mel Porter (NY)	2:36:48	8. Anthony J. Paskell (MA)	2:40:07
4. Leo Giard (MA)	2:37:16	9. Vic Callard (CAN)	2:40:25
5. John A. Kelley (MA)	2:38:49	10. James M. Shaw (CAN)	2:42:38

41st Boston Marathon — Monday, April 19, 1937

An unemployed snowshoe racer from Quebec, Walter Young, battled Johnny Kelley for 23 miles on an unseasonably warm day. The lead changed hands 16 times, before Young pulled away to post the victory in 2:33:20. Kelley fell off the pace and finished second, nearly six minutes behind.

1. Walter Young (CAN)	2:33:20	6. Hugo Kauppinen (NY)	2:46:06
2. John A. Kelley (MA)	2:39:02	7. Gerard A. Cote (CAN)	2:46:46
3. Leslie S. Pawson (RI)	2:41:46	8. Joseph W. Plouffe (MA)	2:46:53
4. Fred Ward, Jr. (NY)	2:42:59	9. John D. (Jock) Semple (MA)	2:48:13
5. Duncan McCallum (CAN)	2:43:16	10. Leo Giard (MA)	2:48:13

† Course Record

42nd Boston Marathon — Tuesday, April 19, 1938

Leslie S. Pawson notched his second Boston win five years after setting the record in the 1933 race. The 75-degree temperature made this a race of attrition. A patient Pawson let Canada's Duncan McCallum force the early pace, and later yielded to Johnny Kelley from miles eight through 15. Pawson took the lead for good through Newton Lower Falls and finished first in 2:35:34, a comfortable 66 seconds ahead of the fast-closing Pat Dengis.

1. Leslie S. Pawson (RI)	2:35:34	6. Mike Mansulla (MA)	2:42:30
2. Pat Dengis (NY)	2:36:40	7. Clarence H. DeMar (NH)	2:43:30
3. John A. Kelley (MA)	2:37:34	8. Gerard A. Cote (CAN)	2:44:01
4. Mel Porter (NY)	2:39:55	9. Walter Hornby (CAN)	2:44:39
5. Paul Donato (MA)	2:42:05	10. Fred Ward, Jr. (NY)	2:47:14

43rd Boston Marathon — Wednesday, April 19, 1939

Ellison M. Brown, the 1936 winner, registered his second win in a course-best 2:28:51. Brown shattered Leslie S. Pawson's former mark of 2:31:01 and became the first American marathoner to run in under two hours, 30 minutes. Brown allowed Pawson and 1937 winner Walter Young to force the early pace, before commandeering the race at the 17-mile mark, and breaking every existing checkpoint record.

1. Ellison M. (Tarzan) Brown (RI)	2:28:51 †	6. Paul Donato (MA)	2:34:25
2. Don Heinicke (MD)	2:31:24	7. Walter Hornby (CAN)	2:37:11
3. Walter Young (CAN)	2:32:41	8. Gerard A. Cote (CAN)	2:37:43
4. Pat Dengis (NY)	2:33:22	9. Frederick Bristow (CAN)	2:38:44
5. Leslie S. Pawson (RI)	2:33:57	10. Andre J. Brunelle (MA)	2:39:09

44th Boston Marathon — Friday, April 19, 1940

This was the first of Gerard A. Cote's four Boston wins in the 1940s. The French-Canadian ran through the halfway juncture in Wellesley tucked in 15th place. It wasn't until mile 22 on Beacon Street that he caught the leader, Johnny Kelley. Cote outran Kelley to the finish in 2:28:28, breaking Ellison M. Brown's year-old record by 23 seconds.

1. Gerard A. Cote (CAN)	2:28:28 †	6. Andre J. Brunelle (MA)	2:35:20
2. John A. Kelley (MA)	2:32:03	7. Robert S. Rankine (CAN)	2:37:44
3. Don Heinicke (MD)	2:32:21	8. Fred A. McGlone (MA)	2:37:49
4. Leslie S. Pawson (RI)	2:33:09	9. George L. Durgin (MA)	2:38:21
5. Paul Donato (MA)	2:34:54	10. Frank M. Darrah (MA)	2:43:38

45th Boston Marathon — Saturday, April 19, 1941

Leslie S. Pawson captured his third Boston win with his fastest time (2:30:38) on a balmy, 72-degree day. Pawson, now 36, trailed former champions Gerard A. Cote, John A. Kelley, and Ellison M. Brown during the early miles. When Pawson made his move, only Kelley responded. The duo matched strides from miles 10 through 21, before Pawson pulled away at Lake Street. Crossing the line 48 seconds after Pawson, Kelley was runner-up for the fourth time in eight years.

1. Leslie S. Pawson (RI)	2:30:38	6. Fred A. McGlone (MA)	2:40:44
2. John A. Kelley (MA)	2:31:26	7. Andre J. Brunelle (MA)	2:43:28
3. Don Heinicke (MD)	2:35:40	8. John D. (Jock) Semple (MA)	2:47:26
4. Gerard A. Cote (CAN)	2:37:59	9. Paul Donato (MA)	2:49:02
5. Bernard Joseph (Joe) Smith (MA)	2:40:32	10. Joe Kleinerman (NY)	2:50:48

46th Boston Marathon — Sunday, April 19, 1942

Benefiting from a cold, 44-degree day, Medford milkman Bernard Joseph (Joe) Smith smashed Gerard A. Cote's course mark and established an American record with a stunning 2:26:51. At 6 feet, 2 inches, Smith was the tallest runner ever to win the race until this time. Smith was ill the morning of the race and had to be talked into running by his wife. He grabbed the lead from runner-up Louis P. Gregory past the 21-mile mark, and forced the pace to the finish to eclipse the former record.

1. Bernard Joseph (Joe) Smith (MA)	2:26:51 †*	6. Gerard A. Cote (CAN)	2:39:59
2. Louis P. Gregory (NY)	2:28:03	7. William Steiner (NY)	2:40:42
3. Carl Maroney (MA)	2:36:13	8. Michael J. O'Hara (NY)	2:41:08
4. Don Heinicke (MD)	2:37:24	9. Lloyd Bairstow (MA)	2:41:55
5. John A. Kelley (MA)	2:37:55	10. Joe Kleinerman (NY)	2:45:51

† Course Record * American Record

47th Boston Marathon — Monday, April 19, 1943

The first of two thrilling encounters between former champions Gerard A. Cote and John A. Kelley witnessed the pair running together for 21 miles. Although burdened by a strained Achilles tendon, Cote began to pull away entering Brookline and registered his second triumph in 2:28:25.

1. Gerard A. Cote (CAN).....	2:28:25	6. Don Heinicke (MD).....	2:38:52
2. John A. Kelley (MA).....	2:30:00	7. William Wicklund (NJ).....	2:41:46
3. Fred A. McGlone (MA).....	2:30:41	8. Anthony Medeiros (MA).....	2:44:17
4. Lloyd Bairstow (MA).....	2:33:47	9. Louis Young (MA).....	2:44:44
5. Leslie S. Pawson (RI).....	2:35:58	10. Michael O'Hara (NY).....	2:46:14

48th Boston Marathon — Wednesday, April 19, 1944

The much-anticipated rematch between Gerard A. Cote and John A. Kelley lived up to expectations and resulted in the third-closest finish to this point in race history. While Cote spent the afternoon in the lead pack, Kelley slowly worked his way to the front. Kelley finally caught Cote beyond Washington Square on Beacon Street, but Cote refused to yield sole possession of the lead. Seven times Kelley surged and seven times Cote answered. Finally, with less than a half-mile remaining, Cote surged and Kelley had no response. It was Cote's third title (2:31:50) and Kelley's sixth second-place finish.

1. Gerard A. Cote (CAN).....	2:31:50	6. Don Heinicke (MD).....	2:47:52
2. John A. Kelley (MA).....	2:32:03	7. Bruno Mazzeo (ME).....	2:49:06
3. Charles A. Robbins, Jr. (NY).....	2:38:31	8. Louis Young (MA).....	2:49:18
4. William Wicklund (NY).....	2:41:45	9. John D. (Jock) Semple (MA).....	2:51:34
5. Lloyd Evans (CAN).....	2:43:20	10. Clayton Farrar (NY).....	2:54:40

49th Boston Marathon — Thursday, April 19, 1945

The 37-year-old Johnny Kelley returned to the winner's circle for the first time in 10 years with a triumphant 2:30:40. Similar to his strategy of a year ago, Kelley was not among the early leaders, but slowly worked his way to the front. He caught guardsman Lloyd Bairstow in Coolidge Corner and accelerated to a two-minute, 10-second margin of victory at the finish.

1. John A. Kelley (MA).....	2:30:40	6. Charles A. Robbins, Jr. (NY).....	2:39:51
2. Lloyd Bairstow (MA).....	2:32:50	7. Louis Young (MA).....	2:40:22
3. Don Heinicke (MD).....	2:36:28	8. Anthony Medeiros (MA).....	2:41:04
4. Robert S. Rankine (CAN).....	2:38:03	9. John D. (Jock) Semple (MA).....	2:47:36
5. Lloyd Evans (CAN).....	2:39:43	10. Ab Morton (CAN).....	2:49:55

50th Boston Marathon — Saturday, April 20, 1946

The late *Boston Globe* sports editor Jerry Nason, the person responsible for documenting most of the written history of the Boston Marathon, called the 1946 contest the most significant race of all time. Running to dramatize the plight of his starving countrymen, Greek marathoner Stylianos Kyriakides hung gallantly onto Johnny Kelley and ran him down in the late stages of the race, finishing in 2:29:27. The race was also significant because it heralded the dominance of international runners in future years. This was the final year that the large contingent of race vehicles was allowed on the course. In 1947, B.A.A. president Walter Brown would allow only three press buses along the route.

1. Stylianos Kyriakides (GRE).....	2:29:27	6. John Kersnason (NY).....	2:41:20
2. John A. Kelley (MA).....	2:31:27	7. Lloyd Evans (CAN).....	2:43:02
3. Gerard A. Cote (CAN).....	2:36:34	8. Charles A. Robbins, Jr. (NY).....	2:43:59
4. Louis P. Gregory (NY).....	2:37:23	9. Theodore J. Vogel (MA).....	2:44:24
5. Ab Morton (CAN).....	2:38:54	10. Louis Young (MA).....	2:44:38

51st Boston Marathon — Saturday, April 19, 1947

Korean Yun Bok Suh ran a world-best 2:25:39, marking the only time the men's world record has been set on the Boston Marathon course. Suh, who was also the first Asian champion, and, at 5 feet, 1 inch, the shortest Boston champion to date, received funds from American servicemen to cover the cost of his trip to Boston. After overcoming a fall caused by a stray fox terrier, Suh took the lead from Finland's Mikko Hietanen on the last of the Newton hills and ran unchallenged to the finish.

1. Yun Bok Suh (KOR).....	2:25:39#	6. Athanasios Ragazos (GRE).....	2:35:34
2. Mikko Hietanen (FIN).....	2:29:39	7. Sevki Koru (TUR).....	2:37:50
3. Theodore J. Vogel (MA).....	2:30:10	8. E. David Mazzeo (ME).....	2:38:03
4. Gerard A. Cote (CAN).....	2:32:11	9. Viano Muinonen (FIN).....	2:38:59
5. Ab Morton (CAN).....	2:33:08	10. Stylianos Kyriakides (GRE).....	2:39:13

World Record

52nd Boston Marathon — Monday, April 19, 1948

The fourth and final of Gerard A. Cote's victories was earned following a hard-fought battle with Ted Vogel of Watertown. Following an elbow-to-elbow duel during the first 23 miles — that on occasion bordered on the unsportsmanlike — Cote pulled away for a 44-second margin of victory in 2:31:02.

1. Gerard A. Cote (CAN).....	2:31:02	6. Lloyd Evans (CAN).....	2:41:05
2. Theodore J. Vogel (MA).....	2:31:46	7. Walter Fedorick (CAN).....	2:41:23
3. Jesse H. Van Zant (MA).....	2:36:53	8. Luis Velasquez (GUA).....	2:41:27
4. John A. Kelley (MA).....	2:37:52	9. E. David Mazzeo (ME).....	2:43:15
5. Ollie Manninen (MA).....	2:39:59	10. Warren Dupree (USA).....	2:43:42

53rd Boston Marathon — Tuesday, April 19, 1949

Unsure about his fitness, Sweden's Karl Gosta Leanderson ran over the course 10 days before the race, unofficially breaking the course record and injuring his Achilles tendon in the process. But the Swedish champion recovered in time to post a two-minute, 52-second win in 2:31:50 over Victor Dyrvall. Leanderson's lone scare came not in the form of another runner, but from a car that nearly sideswiped him as it unexpectedly entered the course in Auburndale (Newton) prior to the turn onto Commonwealth Avenue.

1. Karl Gosta Leanderson (SWE).....	2:31:50	6. Gerard A. Cote (CAN).....	2:42:55
2. Victor Dyrvall (NY).....	2:34:42	7. Fran Austin (MA).....	2:43:28
3. Louis White (MA).....	2:36:48	8. Thomas Jones (PA).....	2:44:05
4. John A. Kelley (MA).....	2:38:07	9. Andrew Neiding (NY).....	2:44:31
5. Joe Smith (FL).....	2:38:30	10. Paul Collins (NY).....	2:45:11

54th Boston Marathon — Wednesday, April 19, 1950

The extent of the international dominance began to deepen as the Korean contingent of Ki-Yong Ham, Kil Yoon Song, and Yun Chi Choi finished 1-2-3, respectively. Nicknamed "Swift Premium" by the race writers, Ham was ranked only third on the Korean team. He built an overwhelming advantage between miles 12 and 21, despite walking four times along the final four miles, before finishing first in 2:32:39.

1. Ki-Yong Ham (KOR).....	2:32:39	6. Anthony Medeiros (MA).....	2:47:15
2. Kil Yoon Song (KOR).....	2:35:58	7. Lloyd Bairstow (MA).....	2:49:46
3. Yun Chi Choi (KOR).....	2:39:47	8. Paul Collins (NY).....	2:50:12
4. John Lafferty (MA).....	2:39:52	9. Edo Romognoli (NY).....	2:52:50
5. John A. Kelley (MA).....	2:43:45	10. Kenneth O'Connell (OH).....	2:56:42

55th Boston Marathon — Thursday, April 19, 1951

Japan's 19-year-old Shigeki Tanaka upset his favored countrymen and Greek national champion Athanasios Ragazos to win. One of the race's youngest winners, Tanaka — a Hiroshima native — provided an exciting and swift run over the Newton hills to finish in 2:27:45, three minutes, 30 seconds ahead of American John Lafferty.

1. Shigeki Tanaka (JPN).....	2:27:45	6. John A. Kelley (MA).....	2:39:09
2. John Lafferty (MA).....	2:31:15	7. Gerard A. Cote (CAN).....	2:41:15
3. Athanasios Ragazos (GRE).....	2:35:27	8. Yoshitaka Uchikawa (JPN).....	2:41:31
4. Louis White (NY).....	2:35:53	9. Hiromi Haigo (JPN).....	2:42:23
5. Shunji Koyanagi (JPN).....	2:38:36	10. Jesse H. Van Zant (MA).....	2:43:35

56th Boston Marathon — Saturday, April 19, 1952

On a scorching, 88-degree day, Doroteo Flores of Guatemala survived the wretched conditions to win by almost five minutes in 2:31:53. Flores, a laborer in a Guatemala mill, took the lead from countryman Luis Velasquez near the 10-mile mark in Natick. Appearing undaunted by the oppressive heat and humidity, Flores breezed through the remainder of the route to finish ahead of American Victor Dyrvall.

1. Doroteo Flores (GUA).....	2:31:53	6. Theodore Corbitt (NY).....	2:53:31
2. Victor Dyrvall (NY).....	2:36:40	7. Sevki Koru (TUR).....	2:54:15
3. Luis Velasquez (GUA).....	2:40:08	8. Edo Romognoli (NY).....	2:57:28
4. Thomas Jones (PA).....	2:43:29	9. Louis White (NY).....	2:58:24
5. Norman Tamamaha (HI).....	2:51:55	10. Arnold Briggs (NY).....	2:58:46

57th Boston Marathon — Monday, April 20, 1953

Once again, the course record fell — this time to the lightest champion in race history. Japan's Keizo Yamada, who weighed just 108 pounds and stood only 5 feet, 2 inches, shed the leaders on Heartbreak Hill and finished 28 seconds ahead of Finland's Veikko Karvonen. Sweden's Karl Gosta Leandersson, the 1949 winner, provided a record-setting pace for the first 19 miles with Karvonen and Yamada giving chase. The race marked the emergence of John J. Kelley, a Boston University trackster, who secretly wore the B.A.A. unicorn and colors. The "Younger" Kelley (no relation to John A. "The Elder" Kelley) finished fifth in 2:28:19.

1. Keizo Yamada (JPN)	2:18:51 †	6. Hideo Hamamura (JPN)	2:32:30
2. Veikko Karvonen (FIN)	2:19:19	7. John A. Kelley (MA)	2:32:46
3. Karl Gosta Leandersson (SWE)	2:19:36	8. Kurau Hiroshima (JPN)	2:33:33
4. Katsua Nishida (JPN)	2:21:35	9. John Lafferty (MA)	2:38:04
5. John J. Kelley (CT)	2:28:19	10. Norman Tamamaha (HI)	2:38:38

58th Boston Marathon — Monday, April 19, 1954

Runner-up the previous year, Finland's Veikko Karvonen upset a stellar field that included world record-holder James H. Peters of England, Japanese champion Kurau Hiroshima, Finnish champion Erkki Puolakka, and American AAU champion John J. Kelley. Peters forged a strong pace during the middle third of the race with Karvonen closely following. As Peters's effort was hampered by severe leg cramps in West Newton, Karvonen carried the lead over the final miles to win by just over two minutes in 2:20:39. Olympic champion Delfo Cabreara-Gomez of Argentina finished sixth.

1. Veikko Karvonen (FIN)	2:20:39	6. Delfo Cabreara-Gomez (ARG)	2:27:50
2. James H. Peters (GBR)	2:22:40	7. John J. Kelley (CT)	2:28:51
3. Erkki Puolakka (FIN)	2:24:25	8. Ezequiel Busamante (ARG)	2:33:40
4. Kurau Hiroshima (JPN)	2:25:30	9. Nicholas Costes (MA)	2:35:17
5. Katsua Nishida (JPN)	2:27:35	10. Nobuyoshi Sadanaga (JPN)	2:37:19

59th Boston Marathon — Tuesday, April 19, 1955

Hideo Hamamura, a Japanese speedster, staged a great run over the second half of the course to lower the course record once again. Hamamura came from 10th position to take the lead from American Nick Costes just over three miles from the finish. Hamamura finished in 2:18:22 — 29 seconds better than the old record set by countryman Keizo Yamada in 1953.

1. Hideo Hamamura (JPN)	2:18:22 †	6. Gustaf Jansson (SWE)	2:21:40
2. Eino Pulkkinen (FIN)	2:19:23	7. Yoshitaka Uchikawa (JPN)	2:22:40
3. Nicholas Costes (MA)	2:19:57	8. Tadaaki Tanabe (JPN)	2:26:08
4. Paavo E. Kotila (FIN)	2:20:16	9. Ezequiel Busamante (ARG)	2:27:51
5. Reinaldo Berto Gorno (ARG)	2:20:28	10. Rodolfo Mendez, Jr. (NY)	2:28:30

60th Boston Marathon — Thursday, April 19, 1956

Finland's Antti Viskari, a sergeant in the military, shattered the former course record by more than four minutes to finish first in 2:14:14. However, his time was just 19 seconds ahead of runner-up John J. Kelley. In fact, each of the first four runners had eclipsed the former mark, which naturally led to questions regarding the exact length of the course. Upon remeasuring, the distance was found to be 1,183 yards short. Road repairs and changes beginning in 1951 were cited as the cause of the shrinking course.

1. Antti Viskari (FIN)	2:14:14 †	6. Theodore Corbitt (NY)	2:28:06
2. John J. Kelley (CT)	2:14:33	7. Gordon Dickson (NY)	2:28:45
3. Eino Oksanen (FIN)	2:17:56	8. Joe Tyler (CA)	2:29:17
4. Nicholas Costes (MA)	2:18:01	9. Robert Cons (CA)	2:29:24
5. Dean Thackway (MA)	2:20:24	10. Fred Wilt (NY)	2:29:27

† Course Record

61st Boston Marathon — Saturday, April 20, 1957

John J. Kelley ended a streak of 11 foreign wins with an accurately measured, course-record performance of 2:20:05. This was the first win by an American since the 1945 victory of John A. “The Elder” Kelley. Young Kelley disposed of a host of international competitors near 16 miles and won by almost four minutes. The last to lose contact was 1954 champion Veikko Karvonen, as Kelley became the first and only member of the host B.A.A. Running Club to win the Boston Marathon.

1. John J. Kelley (CT).....	2:20:05 †	6. Keizo Yamada (JPN).....	2:33:22
2. Veikko Karvonen (FIN).....	2:23:54	7. Gordon Dickson (CAN).....	2:37:04
3. Chiang W. Lim (KOR).....	2:24:59	8. Nobuyoshi Sadanaga (JPN).....	2:38:13
4. Olavi Manninen (FIN).....	2:25:19	9. Rodolfo Mendez, Jr. (NY).....	2:39:45
5. Soong C. Han (KOR).....	2:28:14	10. Alfred Confalone (MA).....	2:47:51

62nd Boston Marathon — Saturday, April 18, 1958

An international runner once again found the finish line ahead of the field as Yugoslavian Franjo Mihalic, the 1956 Olympic runner-up, ran to victory in 2:25:54. Almost five minutes behind was John J. Kelley, who finished second at 2:30:51. Before his Boston Marathon career ended, Kelley finished second on five occasions. Mihalic survived the 84-degree day to become the first Eastern European to win the Boston Marathon.

1. Franjo Mihalic (YUG).....	2:25:54	6. Shalom Kahalani (ISR).....	2:48:00
2. John J. Kelley (CT).....	2:30:51	7. Thomas C. Ryan (CA).....	2:50:13
3. Eino Pulkkinen (FIN).....	2:37:05	8. Gonzales Scotto (MA).....	2:52:07
4. Tony Sapienza (MA).....	2:39:46	9. John A. Kelley (MA).....	2:52:12
5. Pedro Peralta (MEX).....	2:42:35	10. Laurence H. Fauber (MA).....	2:53:17

63rd Boston Marathon — Monday, April 20, 1959

The Finns continued to show their dominance in the running world as Helsinki police detective Eino Oksanen, third in the 1956 race, claimed the first of his three Boston wins in a time of 2:22:42. John J. Kelley would again finish second (2:23:43).

1. Eino Oksanen (FIN).....	2:22:42	6. Robert Pape (GBR).....	2:28:28
2. John J. Kelley (CT).....	2:23:43	7. Nobuyoshi Sadanaga (JPN).....	2:29:30
3. Gordon Dickson (CAN).....	2:24:04	8. James Green (MA).....	2:29:58
4. Veikko Karvonen (FIN).....	2:24:37	9. Alfred Confalone (MA).....	2:33:50
5. Osvaldo Suarez (ARG).....	2:28:24	10. Geoffrey Watt (AUS).....	2:34:37

64th Boston Marathon — Tuesday, April 19, 1960

With Eino Oksanen not returning to defend his title, Finnish countryman Paavo Kotila won this U.S. Olympic trial race in 2:20:54. Kotila left the competition 10 miles into the race for a virtual solo run to the finish. His winning time was the second-fastest ever on the measured course. New York’s Gordon McKenzie made a late rush to finish second in 2:22:18, and James Green of the host B.A.A. Running Club finished third (2:23:37).

1. Paavo Kotila (FIN).....	2:20:54	6. Alexander Breckenridge (VA).....	2:28:44
2. Gordon McKenzie (NY).....	2:22:18	7. Robert Carman (PA).....	2:29:06
3. James Green (MA).....	2:23:37	8. Robert Cons (CA).....	2:30:39
4. Alfred Confalone (MA).....	2:26:30	9. Thomas C. Ryan (CA).....	2:32:49
5. Veikko Karvonen (FIN).....	2:28:30	10. Robert Drake (CA).....	2:34:12

65th Boston Marathon — Wednesday, April 19, 1961

Eino Oksanen roared back after a year’s absence for his second victory in 2:23:29. Battling a chilling wind and a temperature of 39 degrees, the trio of Oksanen, John J. Kelley, and England’s Fred Norris charged into Newton Lower Falls at a quick pace. Just before the hills, a stray black dog darted onto the course and sent Kelley sprawling onto the pavement. Norris stopped to assist Kelley, who regrouped quickly and caught Oksanen on the Newton hills. Oksanen’s strength proved too much for Kelley, who crossed the line 25 seconds back as runner-up for the fourth time.

1. Eino Oksanen (FIN).....	2:23:29	6. George Terry (CT).....	2:30:20
2. John J. Kelley (CT).....	2:23:54	7. Gar Williams (IL).....	2:32:22
3. Fred Norris (GBR).....	2:25:46	8. Fritz Gruber (AUT).....	2:32:49
4. Gordon McKenzie (NY).....	2:28:40	9. James Green (MA).....	2:32:58
5. Olavi Manninen (FIN).....	2:29:46	10. Edward Duncan (MA).....	2:33:46

† Course Record

66th Boston Marathon — Thursday, April 19, 1962

Eino Oksanen captured the last of his three Boston wins with a 2:23:48 performance on a cold and rain-soaked afternoon. Oksanen finished one minute, 10 seconds ahead of countryman Paavo Pystynen, after taking the lead from him near Boston College. John J. Kelley finished fourth, nearly five minutes behind Oksanen.

1. Eino Oksanen (FIN)	2:23:48	6. Erki Kaunitso (MA)	2:32:26
2. Paavo Pystynen (FIN).....	2:24:58	7. George Terry (CT)	2:32:48
3. Alexander Breckenridge (VA).....	2:27:17	8. Allen Hull, Jr. (MA)	2:33:01
4. John J. Kelley (CT).....	2:28:37	9. Richard Haines (DC).....	2:33:09
5. Orville Atkins (CAN).....	2:31:49	10. Larry Damon (MA).....	2:34:05

67th Boston Marathon — Friday, April 19, 1963

All eyes focused on the 1960 Olympic Marathon champion Abebe Bikila, of Ethiopia, who went on to win gold in 1964, and countryman Mamo Wolde, the 1968 Olympic Marathon winner. The duo forged a record-setting pace for the first 18 miles, before Bikila (fifth) and Wolde (12th) fell victim to a sudden cold east wind and the Newton hills. Belgium’s Aurele Vandendriessche saw his opening and rushed home with a course record of 2:18:58. Again, John J. Kelley finished in the runner-up spot, while defending champion Eino Oksanen finished fourth.

1. Aurele Vandendriessche (BEL)	2:18:58 †	6. Jessie Eblen (WA)	2:27:42
2. John J. Kelley (CT)	2:21:09	7. Alexander Breckenridge (VA).....	2:28:28
3. Brian Kilby (GBR)	2:21:43	8. Tenho Salakka (FIN).....	2:29:13
4. Eino Oksanen (FIN)	2:22:23	9. Gar Williams (IL).....	2:31:19
5. Abebe Bikila (ETH).....	2:24:43	10. Louis Castagnola (DC)	2:32:23

68th Boston Marathon — Monday, April 20, 1964

As the field exceeded 300 runners for the first time, Aurele Vandendriessche successfully defended his championship with a 2:19:59 performance. The lean Belgian attacked the Newton hills in strong fashion, eventually pulling away from the Canadians and Finns who were dictating the pace. Noted Boston Marathon writer and historian Hal Higdon was fifth.

1. Aurele Vandendriessche (BEL)	2:19:59	6. David Ellis (CAN).....	2:22:49
2. Tenho Salakka (FIN).....	2:20:48	7. John J. Kelley (CT).....	2:27:23
3. Ronald Wallingford (CAN).....	2:20:51	8. Osvaldo Suarez (ARG)	2:27:51
4. Paavo Pystynen (FIN).....	2:21:33	9. Paul Hoffman (CAN)	2:28:07
5. Hal Higdon (IN)	2:21:55	10. William Allen (CAN)	2:28:19

69th Boston Marathon — Monday, April 19, 1965

It had been 10 years since a Japanese runner last won Boston. Morio Shigematsu, who lowered the course record to 2:16:33, led a daunting Japanese contingent which claimed five of the top six spots. Defending champion Aurele Vandendriessche finished fourth to prevent the clean sweep. This was the first B.A.A. marathon in more than 40 years not to finish on Exeter Street by the Lenox Hotel. Beginning this year and continuing for the next 20, the finish line would be located two blocks away on Boylston Street, in front of the Prudential Building.

1. Morio Shigematsu (JPN).....	2:16:33 †	6. Kazuo Matsuura (JPN)	2:19:17
2. Hideaki Shishido (JPN).....	2:17:13	7. Ralph Buschmann (MA)	2:20:20
3. Takayuki Nakeo (JPN).....	2:17:31	8. Eino Oksanen (FIN)	2:21:13
4. Aurele Vandendriessche (BEL)	2:17:44	9. Eino Velle (FIN).....	2:21:52
5. Yoshikazu Funasako (JPN)	2:18:18	10. Erik Osbye (SWE).....	2:22:05

† Course Record

70th Boston Marathon — Tuesday, April 19, 1966

Once again the Japanese runners ran away from the field as they swept the first four places. Japanese champion and pre-race favorite Tooru Terasawa was upset by countryman Kenji Kimihara, who came from fourth in the last two miles to grab the victory wreath in 2:17:11. Although women would not be officially recognized until 1972, Roberta “Bobbi” Gibb became the first woman to run and successfully complete the race, finishing in 3:21:40.

1. Kenji Kimihara (JPN).....	2:17:11	1. Roberta (Bobbi) Gibb (MA)	3:21:40
2. Seiichiro Sasaki (JPN).....	2:17:34		
3. Tooru Terasawa (JPN).....	2:17:46		
4. Hirokazu Okabe (JPN).....	2:18:11		
5. Norman Higgins (CA).....	2:18:26		
6. Dave Ellis (CAN).....	2:19:47		
7. Tom Laris (NY).....	2:21:44		
8. Bob Schärf (WA).....	2:22:15		
9. Ron Daws (MN).....	2:24:27		
10. Bong Nae Kim (KOR).....	2:24:44		

Pioneer Era of Women’s Participation

71st Boston Marathon — Wednesday, April 19, 1967

New Zealander Dave McKenzie led a record field of 601 starters while setting a course record of 2:15:45. Dartmouth College alumnus Tom Laris finished second with the fastest American time (2:16:48) over the Boston course to date. Bobbi Gibb was again the first woman (unofficial) in 3:27:17. The story of the day focused on Kathrine Switzer, who obtained a number by entering as “K. V. Switzer.” This did not sit well with the race officials. When John (Jock) Semple attempted to remove her number mid-race, he was cut down by Switzer’s burly boyfriend. Pictures of the incident were seen around the world.

1. Dave McKenzie (NZL).....	2:15:45 †	1. Roberta (Bobbi) Gibb (CA)	3:27:17
2. Tom Laris (NY).....	2:16:48 *	2. Kathrine Switzer (NY).....	4:20:02
3. Yutaki Aoki (JPN).....	2:17:17		
4. Louis Castagnola (DC).....	2:17:48		
5. Antonio Ambu (ITA).....	2:18:04		
6. Andrew Boychuk (CAN).....	2:18:17		
7. Takashi Inoue (JPN).....	2:20:41		
8. Tooru Terasawa (JPN).....	2:21:17		
9. Danny McFadzean (GBR).....	2:22:06		
10. Kalevi Ihaksi (FIN).....	2:22:07		

Pioneer Era of Women’s Participation

72nd Boston Marathon — Friday, April 19, 1968

Wesleyan University student Ambrose “Amby” Burfoot gave American runners their first victory in 11 years as the field grew to a record 900 runners. Burfoot, coached by former winner John J. Kelley, finished in 2:22:17 in the warm, 72-degree sunshine. Burfoot made his move against U.S. Marine William Clark over the final five miles to earn a 32-second victory. Roberta “Bobbi” Gibb (unofficial again) was the leading female finisher in 3:30:00. A total of three women finished the race this year. This also marked the final year the race was held on a day other than Monday. The following year, Patriots’ Day was designated to be celebrated on the third Monday in April.

1. Ambrose (Amby) Burfoot (CT)	2:22:17	1. Roberta (Bobbi) Gibb (CA)	3:30:00
2. William Clark (VA).....	2:22:49	2. Nina Kuscsik (NY).....	3:45:00**
3. Alfredo Penaloza (MEX).....	2:25:06	3. Marjorie Fish (USA).....	4:45:00**
4. Pablo Garrivo Lugo (MEX).....	2:25:07		
5. Ron Daws (MN).....	2:29:17		
6. Bob Deines (CA).....	2:30:13		
7. Jose Garcia Gaspar (MEX).....	2:30:29		
8. Mikko Ala-Leppilampi (FIN).....	2:31:35		
9. Danny McFadzean (GBR).....	2:32:27		
10. August Mulreke (NY).....	2:34:15		

Pioneer Era of Women’s Participation

** Approximate Time

† Course Record *American Record

73rd Boston Marathon — Monday, April 21, 1969

The starting field topped the 1,000 mark for the first time (1,152), which led to the introduction of qualifying standards the following year. Japan once again raced to the forefront as Yoshiaki Unetani unleashed a superlative effort, taking down Dave McKenzie's course record by nearly two minutes in 2:13:49. Unetani ran alone over the final nine miles as Mexican runners Pablo Garrivo Lugo (2:17:24) and Alfredo Penalzoza (2:19:23) finished second and third, respectively. Three women — running unofficially — finished, led by Sara Mae Berman from Cambridge, in 3:22:46.

1. Yoshiaki Unetani (JPN)	2:13:49 †	1. Sara Mae Berman (MA)	3:22:46
2. Pablo Garrivo Lugo (MEX)	2:17:24	2. Nina Kuscsik (NY)	3:46:00**
3. Alfredo Penalzoza (MEX)	2:19:23	3. Elaine Pederson (CA)	3:50:00**
4. Ron Daws (MN)	2:20:21		
5. Bob Moore (CAN)	2:21:25		
6. Bob Deines (CA)	2:22:46		
7. Jose Garcia Gaspar (MEX)	2:23:12		
8. Patrick McMahon (IRL)	2:23:21		
9. Phil Hampton (GBR)	2:23:43		
10. Pentti Rummakko (FIN)	2:24:11		

Pioneer Era of Women's Participation
** Approximate Time

74th Boston Marathon — Monday, April 20, 1970

On a rain-soaked, 44-degree day, Englishman Ron Hill demolished Unetani's year-old mark with a stunning 2:10:30 course record. In the process, Georgetown alumnus Eamon O'Reilly lowered the American record to 2:11:12, which was also under Unetani's previous mark of 2:13:49. The entry qualifying time of four hours (or the equivalent at shorter distances) only succeeded in reducing the field to 1,011 starters. Sara Mae Berman was again the first woman, in 3:05:07.

1. Ron Hill (GBR)	2:10:30 †	1. Sara Mae Berman (MA)	3:05:07
2. Eamon O'Reilly (DC)	2:11:12*	2. Nina Kuscsik (NY)	3:12:16
3. Patrick McMahon (IRL)	2:14:53	3. Sandra Zerrangi (USA)	3:30:00**
4. Pentti Rummakko (FIN)	2:14:59	4. Diane Fournier (ME)	3:32:00**
5. Kalle Harkkaraainen (FIN)	2:19:42	5. Kathrine Switzer (NY)	3:34:00**
6. Kenneth Moore (OR)	2:19:47		
7. Bob Moore (CAN)	2:20:07		
8. Andrew Boychuk (CAN)	2:21:06		
9. William Clark (PA)	2:22:17		
10. Wayne Yetman (CAN)	2:22:32		

Pioneer Era of Women's Participation
** Approximate Time

75th Boston Marathon — Monday, April 19, 1971

The field dipped to 887 starters this year as the B.A.A. raised the qualifying standard to three hours, 10 minutes. The race turned out to have one of the closest finishes ever as Colombian Alvaro Mejia and Patrick McMahon, a Massachusetts resident and Ireland native, dueled almost the entire way before Mejia pulled away within 150 yards from the finish. Mejia was clocked in at 2:18:45, just five seconds ahead of McMahon. Sara Mae Berman, who finished in 3:08:30, again led the unofficial women entrants.

1. Alvaro Mejia (COL)	2:18:45	1. Sara Mae Berman (MA)	3:08:30
2. Patrick McMahon (IRL)	2:18:50	2. Nina Kuscsik (NY)	3:09:00**
3. John Halberstadt (RSA)	2:22:23	3. Kathrine Switzer (NY)	3:28:00**
4. John Vitale (CT)	2:22:45		
5. Byron J. Lowry (CA)	2:23:20		
6. Arthur Coolidge (MA)	2:23:23		
7. William Speck (RI)	2:23:54		
8. Markku Salminen (FIN)	2:24:02		
9. Ron Wallingford (CAN)	2:25:21		
10. William Clark (CA)	2:26:19		

Pioneer Era of Women's Participation
** Approximate Time

† Course Record * American Record

76th Boston Marathon — Monday, April 17, 1972

Olavi Suomalainen, a 25-year-old student, became the first Finnish winner at Boston in 10 years. Suomalainen broke away from Colombia's Victor Manuel Mora near Boston College to finish first in 2:15:39. The women received official recognition this year, and New Yorker Nina Kuscsik became the first official women's winner at Boston with a 3:10:26 performance. The qualifying standards began to take hold and became the mark toward which the marathon populace would aspire, leading to increased participation in the event.

1. Olavi Suomalainen (FIN)	2:15:39	1. Nina Kuscsik (NY)	3:10:26 †
2. Victor Manuel Mora (COL).....	2:15:57	2. Elaine Pedersen (CA).....	3:20:25
3. Jacinto Sabinal (MEX).....	2:16:10	3. Kathrine Switzer (NY).....	3:29:51
4. Alfredo Penaloza (MEX).....	2:18:46	4. Pat Barrett (NJ).....	3:40:29
5. Pablo Garrivo Lugo (MEX).....	2:19:50	5. Sara Mae Berman (MA).....	3:48:30
6. Bruce Mortenson (NY).....	2:19:59	6. Valerie Rogosheske (VA).....	4:29:32
7. Jeff Galloway (FL).....	2:20:03	7. Ginny Collins (MA).....	4:48:32
8. Alvaro Mejia (COL).....	2:20:06	8. Frances Morrison (TX).....	5:07:00
9. Steve Dean (CA).....	2:20:29		
10. Markku Salminen (FIN).....	2:20:42		

First Year of Official Participation for Women

77th Boston Marathon — Monday, April 16, 1973

Former Cornell University track standout Jon Anderson pulled away from defending champion Olavi Suomalainen near the 20-mile mark and won by one minute in 2:16:03. New Jersey's Tom Fleming closed fast over the final miles to grab the runner-up spot from Suomalainen. This was the first of Fleming's two second-place finishes at Boston. Jacqueline A. Hansen, of California, took the women's title in 3:05:59.

1. Jon Anderson (OR).....	2:16:03	1. Jacqueline A. Hansen (CA).....	3:05:59 †
2. Tom Fleming (NJ).....	2:17:03	2. Nina Kuscsik (NY).....	3:06:29
3. Olavi Suomalainen (FIN).....	2:18:21	3. Jennifer Taylor (MA).....	3:16:30
4. Bernard Plain (GBR).....	2:21:10	4. Kathrine Switzer (NY).....	3:20:30
5. Jeff Galloway (FL).....	2:21:27	5. Sara Mae Berman (MA).....	3:30:05
6. Dennis Spencer (GA).....	2:22:31	6. Gerda Reinke (GER).....	3:30:20
7. Bob Moore (CAN).....	2:23:57	7. Sigrid Nadon (OH).....	3:30:40
8. Paabo Leiviska (FIN).....	2:23:57	8. Merry Cushing (MA).....	3:36:06
9. John Vitale (CT).....	2:24:06	9. Valerie Rogosheske (MN).....	3:51:12
10. Ron Daws (MN).....	2:24:09	10. Diane Fournier (ME).....	4:13:28

78th Boston Marathon — Monday, April 15, 1974

The presence of the collegiate speedboys in the marathon was felt at Boston. Ireland's Neil Cusack, a student at East Tennessee State University, ran away with a convincing 2:13:39 victory, the second-fastest winning time to date, while New Jersey's Tom Fleming was second again, 46 seconds back. Michiko "Miki" Gorman, 38, from Los Angeles, led the women's field with a record 2:47:11 performance, marking the first time a woman had run under the three-hour mark at Boston.

1. Neil Cusack (IRL).....	2:13:39	1. Michiko (Miki) Gorman (CA).....	2:47:11 †
2. Tom Fleming (NJ).....	2:14:25	2. Christa Kifferschlager (GER).....	2:53:00
3. Jerome Drayton (CAN).....	2:15:40	3. Nina Kuscsik (NY).....	2:55:12
4. Lucien Rosalka (CAN).....	2:15:53	4. Manuela Preuss (GER).....	2:58:46
5. Vilho Paajanen (FIN).....	2:16:15	5. Kathrine Switzer (NY).....	3:01:39
6. Steve Hoag (MN).....	2:16:44	6. Lydia Ritter (GER).....	3:05:18
7. Bob Moore (CAN).....	2:16:45	7. Renate Kieninger (GER).....	3:08:45
8. Ron Wayne (OR).....	2:16:58	8. Valerie Rogosheske (MN).....	3:09:28
9. Bernie Allen (MD).....	2:17:02	9. Lucy Bunz (CA).....	3:10:57
10. Carl Hatfield (WV).....	2:17:36	10. Irene Rudolph (CA).....	3:12:13

† Course Record

79th Boston Marathon — Monday, April 21, 1975

Boston's Bill Rodgers, "The People's Choice" and the runner most responsible for popularizing the marathon boom, stunned the largest starting field to date (2,121) with a course and American record of 2:09:55. What made Rodgers's record run even more impressive was that he stopped five times — four times for water and once to tie a shoelace. West German Liane Winter established a world-best performance for women, shattering Miki Gorman's course record in 2:42:24. The wheelchair division can trace its roots to this year, as Bob Hall successfully completed the course in 2:58:00. Race director Will Cloney promised to add this division in future years.

1. Bill Rodgers (MA).....	2:09:55†*	1. Liane Winter (GER).....	2:42:24#
2. Steve Hoag (MN).....	2:11:54	2. Kathrine Switzer (NY).....	2:51:37
3. Tom Fleming (NJ).....	2:12:05	3. Gayle S. Barron (GA).....	2:54:11
4. Thomas Howard (CAN).....	2:13:23	4. Marilyn T. Bevans (MD).....	2:55:52
5. Ron Hill (GBR).....	2:13:28	5. Merry Cushing (MA).....	2:56:57
6. James Stanley (OH).....	2:14:54	6. Kathryn Loper (MI).....	2:59:10
7. Russell Pate (SC).....	2:15:22	7. Marilyn Paul (OR).....	2:59:37
8. Peter Fredriksson (SWE).....	2:15:38	8. Joan L. Ulllyot (CA).....	3:02:20
9. Mario Quezas (MEX).....	2:16:03	9. Judy Gumbs (CA).....	3:02:54
10. Andrew Boychuk (CAN).....	2:16:13	10. Janice Arenz (MN).....	3:03:03

80th Boston Marathon — Monday, April 19, 1976

The race was almost over before it began. America's bicentennial year provided the hottest race conditions ever at Boston. The "run for the hoses," as the 1976 race became known, was held in 100-plus-degree temperatures and forced more than 40 percent of the 1,942 starters to exit prematurely. Jack Fultz, a 27-year-old undergraduate at Georgetown University, survived the oppressive conditions to finish first in 2:20:19. Kim Merritt from Racine, Wisconsin, led the women in 2:47:10.

1. Jack Fultz (VA).....	2:20:19	1. Kim Merritt (WI).....	2:47:10
2. Mario Cuevas (MEX).....	2:21:13	2. Michiko (Miki) Gorman (CA).....	2:52:27#
3. Jose DeJesus (PR).....	2:22:10	3. Dorothy Doolittle (TX).....	2:56:26
4. Jack Foster (NZL).....	2:22:30#	4. Gayle S. Barron (GA).....	2:58:23
5. James Berka (MN).....	2:24:32	5. Nancy Kent (PA).....	3:00:53
6. Eduardo Pacheco (PR).....	2:25:11	6. Marilyn T. Bevans (MD).....	3:01:22
7. Mike Burke (MA).....	2:26:11	7. Claire Spawei (NTH).....	3:04:46
8. Ron Kurlle (CA).....	2:26:21	8. Harue Yamamoto (JPN).....	3:05:36
9. Donald Slusser (PA).....	2:26:38	9. Lisa Lorrain (GA).....	3:11:01
10. David Fiskin (NZL).....	2:26:43	10. Liane Winter (GER).....	3:12:44

81st Boston Marathon — Monday, April 18, 1977

Canadian Jerome Drayton, third in the 1974 race, hooked up early in a duel with 1975 champion Bill Rodgers. However, as the 77-degree heat began to take its toll on Rodgers, Drayton pulled away past Wellesley Hills and went on to defeat a record field of 2,766 starters in 2:14:46. This was Drayton's fifth Boston attempt and he became the first Canadian to win Boston since the 1948 triumph of Gerard A. Cote. Miki Gorman led the women once again with her record Masters finish of 2:48:33.

1. Jerome Drayton (CAN).....	2:14:46	1. Michiko (Miki) Gorman (CA).....	2:48:33#
2. Veli Bally (TUR).....	2:15:44	2. Marilyn T. Bevans (MD).....	2:51:12
3. Brian Maxwell (CA).....	2:17:21	3. Lisa Lorrain (GA).....	2:56:04
4. Ron Wayne (CA).....	2:18:18	4. Gayle Olinek (CAN).....	2:56:55
5. Vinnie Fleming (MA).....	2:18:37	5. Ann Forshee (MI).....	2:58:54
6. Tom Fleming (NJ).....	2:18:46	6. Lisa Matovcik (PA).....	2:58:54
7. Gary Tuttle (CA).....	2:19:42	7. Joan L. Ulllyot (CA).....	3:01:04
8. Chris Berka (CA).....	2:19:48	8. Penny DeMoss (CA).....	3:01:16
9. Jack Fultz (PA).....	2:20:44	9. Jennifer White (VA).....	3:03:33
10. Russell Pate (SC).....	2:21:16	10. Sally Sullivan (CT).....	3:03:46

† Course Record * American Record # World Record ≠ Masters Course Record

82nd Boston Marathon — Monday, April 17, 1978

Bill Rodgers was back in fine form, but he had to hold off a fast-closing Jeff Wells to win by two seconds. Rodgers finished in 2:10:13, with Wells at 2:10:15, in the race's closest finish to that date. Television sportscaster Gayle S. Barron led the women's field in 2:44:52. The race was the fastest mass finish at Boston (and perhaps anywhere) as 2,076 runners broke the three-hour barrier, a mark that would be shattered the following year.

1. Bill Rodgers (30, MA).....	2:10:13 †*	1. Gayle S. Barron (30, GA).....	2:44:52
2. Jeff Wells (23, TX).....	2:10:15	2. Penny DeMoss (28, CA).....	2:45:36
3. Esa Tikkanen (23, FIN).....	2:11:15	3. Jane Killon (29, NY).....	2:47:33
4. Jack Fultz (28, MA).....	2:11:17	4. Kim Merritt (22, WI).....	2:47:52
5. John (Randy) Thomas (24, MA).....	2:11:25	5. Laurie Pedrinan (34, NY).....	2:48:42
6. Kevin Ryan (30, NZL).....	2:11:43	6. Kiyoko Obata (25, JPN).....	2:52:34
7. Don Kardong (29, WA).....	2:14:07	7. Ellie DeMendonca (33, MA).....	2:52:49
8. John Lodwick (24, TX).....	2:14:12	8. Linda Susan Donkelaar (24, AZ).....	2:52:58
9. Yutaka Taketomi (24, JPN).....	2:14:34	9. Nancy Lindsey (29, NY).....	2:53:07
10. Tom Fleming (26, NJ).....	2:14:44	10. Gayle Olinek (25, CAN).....	2:53:20

83rd Boston Marathon — Monday, April 16, 1979

Bill Rodgers established a course and American best of 2:09:27 — the fourth-fastest time in the history of the sport — to collect his third triumph. Rodgers ran away from Japan's Toshihiko Seko on Heartbreak Hill. Robert Hodge, a Greater Boston Track Club teammate of Rodgers, finished third in 2:12:30 as the GBTC placed four runners in the top 10 (Randy Thomas and Richard Mahoney were the others). Bowdoin College student Joan Benoit led the women's field with a surprising American women's record performance of 2:35:15. A record 7,927 runners entered the race, including 3,031 who broke 3:00:00; 282 who broke 2:30:00; and 51 who broke 2:20:00.

1. Bill Rodgers (31, MA).....	2:09:27 †*	1. Joan Benoit (21, ME).....	2:35:15 †*
2. Toshihiko Seko (22, JPN).....	2:10:12	2. Patti M. Lyons (28, MA).....	2:38:22
3. Robert Hodge (23, MA).....	2:12:30	3. Susan C. Krenn (29, CA).....	2:38:50
4. Tom Fleming (27, NJ).....	2:12:56	4. Elizabeth A. Hassell (35, AUS).....	2:39:48
5. Gary Bjorklund (27, MN).....	2:13:14	5. Sue J. Petersen (34, CA).....	2:43:02
6. Kevin Ryan (31, NZL).....	2:13:57	6. Kim Merritt (23, WI).....	2:44:28
7. Bobby Doyle (28, RI).....	2:14:04	7. Cynthia A. Dalrymple (37, WA).....	2:45:30
8. Randy Thomas (25, MA).....	2:14:12	8. Karen S. Doppes (23, OH).....	2:45:45
9. Herman Atkins (31, WA).....	2:14:17	9. Gayle Olinek (26, CAN).....	2:47:30
10. Richard Mahoney (29, MA).....	2:14:36	10. Lauri McBride (26, NY).....	2:47:37

84th Boston Marathon — Monday, April 21, 1980

Bill Rodgers made it three straight, but he had to contend with an arch-nemesis — soaring temperatures that reached into the high 70s. His time of 2:12:11 was more than a minute ahead of Italy's Marco Marchei (2:13:20). The women's winner, Canadian Jacqueline Gareau, crossed the line in the record time of 2:34:28, only to find another woman on the victory podium. It was later revealed that Rosie Ruiz had entered the race just after Kenmore Square, and Gareau was rightfully awarded the title seven days later.

1. Bill Rodgers (32, MA).....	2:12:11	1. Jacqueline Gareau (27, CAN).....	2:34:28 †
2. Marco Marchei (25, ITA).....	2:13:20	2. Patti M. Lyons (29, MA).....	2:35:08
3. Ron Tabb (25, TX).....	2:14:48	3. Gillian Adams (24, GBR).....	2:39:17
4. Michael Koussis (30, GRE).....	2:16:03	4. Laurie Binder (32, CA).....	2:39:22
5. Paul Friedman (30, NJ).....	2:16:46	5. Kathleen Samet (31, NM).....	2:41:50
6. Benji Durden (28, GA).....	2:17:46	6. Ellison Goodall (25, MA).....	2:42:23
7. Jamie White (22, CA).....	2:17:58	7. Toni Bernhard (33, TX).....	2:44:40
8. Stephen Floto (27, CO).....	2:18:19	8. Debbie Eide (24, OR).....	2:45:36
9. Kevin Ryan (32, NZL).....	2:18:49	9. Elaine Campo (29, CA).....	2:46:44
10. Mike Pinocci (25, CA).....	2:18:52	10. Kiki Sweigart (28, CT).....	2:46:47

† Course Record * American Record

85th Boston Marathon — Monday, April 20, 1981

Japan's Toshihiko Seko, the 1979 runner-up, set a course record of 2:09:26 to beat Americans Craig Virgin and Bill Rodgers. Seko eclipsed Rodgers's 1979 mark by a single second. He made his move at the back of Heartbreak Hill, passed Rodgers, and focused on Virgin. He overtook the former University of Illinois All-American with less than five miles to go, and Seko finished exactly one minute ahead of Virgin. New Zealander Allison Roe ran away from Patti Catalano with a course record time of 2:26:46. Catalano, the former Patti Lyons, finished second for the third straight year but set an American record of 2:27:51.

1. Toshihiko Seko (24, JPN).....	2:09:26 †	1. Allison Roe (24, NZL).....	2:26:46 †
2. Craig Virgin (25, IL).....	2:10:26	2. Patti Lyons Catalano (30, MA).....	2:27:51 *
3. Bill Rodgers (33, MA).....	2:10:34	3. Joan Benoit (23, ME).....	2:30:16
4. John Lodwick (27, TX).....	2:11:33	4. Julie Shea (23, NC).....	2:30:54
5. Malcolm East (25, PA).....	2:11:35	5. Jacqueline Gareau (28, CAN).....	2:31:26
6. Jukka Toivola (28, FIN).....	2:11:52	6. Sissel Grottenberg (24, NOR).....	2:33:02
7. Dennis Rinde (22, CA).....	2:12:01	7. Nancy Conz (23, MA).....	2:34:48
8. David Chettle (29, GBR).....	2:12:23	8. Laura Dewald (23, VA).....	2:35:57
9. Kyle Heffner (25, CO).....	2:12:31	9. Kiki Sweigart (29, CT).....	2:36:55
10. Victor Mora-Garcia (36, COL).....	2:12:55	10. Lorrie Dierdorff (23, CA).....	2:38:03

86th Boston Marathon — Monday, April 19, 1982

One of the most memorable duels in the history of Boston was waged on a sun-scorched afternoon in 1982. Wayland resident Alberto Salazar and Minnesota dairy farmer Dick Beardsley fought one another over the nine-mile stretch from the Newton hills to the finish. Beardsley did the front-running with Salazar tucked in behind during their record pace. With less than one mile remaining, Salazar moved to the front. A sprint finish ensued, and Salazar emerged victorious in 2:08:52, with Beardsley just two seconds back (2:08:54), marking the first time two runners had broken 2:09:00 in the same race. West German Charlotte Teske easily won the women's race by nearly seven minutes, ahead of Canada's Jacqueline Gareau.

1. Alberto Salazar (23, MA).....	2:08:52 †	1. Charlotte Teske (32, GER).....	2:29:33
2. Dick Beardsley (24, MN).....	2:08:54	2. Jacqueline Gareau (29, CAN).....	2:36:09
3. John Lodwick (28, TX).....	2:12:01	3. Eileen G. Claugus (27, CA).....	2:38:48
4. Bill Rodgers (34, MA).....	2:12:38	4. Kiki Sweigart (30, CT).....	2:39:49
5. Kjell-Erik Stahl (35, SWE).....	2:12:46	5. Shirley Kay Durtschi (30, OR).....	2:40:47
6. Dennis Rinde (23, CA).....	2:15:04	6. Kathy Molitor (28, TX).....	2:41:12
7. Terry Baker (26, MD).....	2:16:32	7. Julie Isphording (20, OH).....	2:43:31
8. Rick Callison (27, OH).....	2:16:35	8. Zehava Shmoeli (27, ISR).....	2:44:00
9. Robert Wallace (30, NE).....	2:17:18	9. Shirley Finken (24, NJ).....	2:44:09
10. Ben Morturi (26, TX).....	2:17:30	10. Nancy Mieszczyk (33, NY).....	2:44:17

87th Boston Marathon — Monday, April 18, 1983

Michigan native Greg A. Meyer ran a tactically sound race to win in 2:09:00, the third-fastest time ever at Boston. Meyer followed Georgia's Benji Durden and, after a brief surge in the Newton hills, ran the remaining miles alone. Ron Tabb of Oregon closed fast over the final miles to grab the runner-up spot. As great as Meyer's race was, there was an even better one on this day. Joan Benoit shattered the women's world-best with a stunning time of 2:22:43. Benoit set out at a mind-boggling 2:17 pace, attacking the course and every checkpoint record possible along the way with stern determination. Benoit finished more than two minutes faster than the old world mark.

1. Greg A. Meyer (27, MA).....	2:09:00	1. Joan Benoit (25, MA).....	2:22:43#
2. Ron Tabb (28, OR).....	2:09:31	2. Jacqueline Gareau (30, CAN).....	2:29:27
3. Benji Durden (31, GA).....	2:09:57	3. Mary Shea (22, NC).....	2:33:23
4. Edward Mendoza (30, AZ).....	2:10:06	4. Karen E. Dunn (20, NH).....	2:33:35
5. Chris Bunyan (24, IL).....	2:10:54	5. Sue King (24, AL).....	2:33:52
6. David Edge (28, CAN).....	2:11:03	6. Jane Wipf (25, UT).....	2:37:18
7. Michael Layman (28, WA).....	2:11:24	7. Kare Cassaboon-Holm (27, NY).....	2:37:40
8. Dan Schlessinger (28, MA).....	2:11:36	8. Mindy Ireland (31, CA).....	2:39:07
9. Jeff Wells (28, OR).....	2:11:42	9. Maria Trujillo (23, AZ).....	2:39:45
10. Bill Rodgers (35, MA).....	2:11:58	10. Kim Burns (23, AR).....	2:42:10

† Course Record * American Record # World Record

88th Boston Marathon — Monday, April 16, 1984

England's Geoff Smith used the Boston race as a qualifier for his selection to the British Olympic Marathon team. Most of the top Americans bypassed the race in favor of their own Olympic Trials Marathon and Smith ran alone to finish in 2:10:34. Smith's performance earned him a spot on the British team, and the women's winner, Lorraine Moller of New Zealand, also qualified for her Olympic team. Moller and countrywoman Allison Roe controlled most of the early front-running, but a sore hamstring forced Roe to drop out. Moller's performance was the fifth-fastest at Boston.

1. Geoff Smith (30, GBR).....	2:10:34	1. Lorraine Moller (28, NZL).....	2:29:28
2. Gerry Vanesse (26, CT).....	2:14:49	2. Middle Hamrin (26, TX).....	2:33:53
3. Domingo Tibaduiza (30, COL).....	2:15:40	3. Sissel Grottenberg (27, NOR).....	2:36:07
4. Juan Zetina (27, TX).....	2:15:41	4. Anne Hird (24, RI).....	2:37:11
5. Keld Johansen (28, DEN).....	2:16:36	5. Tuija Tolvonen (25, FIN).....	2:37:43
6. Martti Kiiholma (34, CA).....	2:16:56	6. Gabriele Andersen (39, ID).....	2:39:28
7. David Olds (22, MI).....	2:17:05	7. Lone Dybdal (25, DEN).....	2:43:12
8. Jairo Correa (30, COL).....	2:17:12	8. Barbara Moore (30, NZL).....	2:43:47
9. Paul Ballinger (28, NZL).....	2:17:39	9. Sandra Mewett (34, BER).....	2:44:07
10. Donald Freedline (28, PA).....	2:17:46	10. Lena Holmann (32, PA).....	2:45:33

89th Boston Marathon — Monday, April 15, 1985

Geoff Smith became the first champion to successfully defend his title since Bill Rodgers (1978–1980) as he scorched the first half of the race in 1:02:51. However, leg cramps at 19 miles forced him to a walk, and he finished in 2:14:05. Lisa Larsen-Weidenbach, the 1984 U.S. women's Olympic Marathon alternate, ran uncontested to win Boston in her first attempt. This marked the final race to end at the Prudential Center Plaza. The finish was moved in 1986 to its current location near Copley Square Park.

1. Geoff Smith (31, GBR).....	2:14:05	1. Lisa Larsen-Weidenbach (23, MI).....	2:34:06
2. Gary Tuttle (37, CA).....	2:19:11	2. Lynne Huntington (34, GBR).....	2:42:15
3. Mark Helgeston (27, OH).....	2:21:15	3. Karen E. Dunn (22, NH).....	2:42:27
4. Lou Supino (30, CO).....	2:21:29	4. Deborah L. Butterfield (33, BER).....	2:43:47
5. Bobby Doyle (36, MA).....	2:21:31	5. Vickie C. Smith (29, TX).....	2:46:33
6. Toru Mimura (22, JPN).....	2:23:35	6. Kathleen P. Northrop (34, NH).....	2:46:43
7. Charles Hewes (29, NH).....	2:23:35	7. Kimberly A. Moody (29, ME).....	2:46:51
8. Daniel Dillon (27, MA).....	2:23:50	8. Mary P. Hynes (30, MA).....	2:48:57
9. Christopher Fletcher (27, FL).....	2:24:29	9. Elizabeth M. Bulman (25, MO).....	2:50:16
10. Norman Blair (27, NC).....	2:25:23	10. Beth Dillinger (29, VA).....	2:50:36

90th Boston Marathon — Monday, April 21, 1986

With the backing of Boston-based John Hancock, the Boston Marathon awarded prize money for the first time. Consequently, the race attracted many of the top marathoners in the world. Australia's Robert de Castella posted the third-fastest marathon ever run, setting a record of 2:07:51. He earned \$30,000 for the win, \$25,000 for a course record, and a new car. Norway's Ingrid Kristiansen, the women's world-record holder (2:21:06), won her first Boston Marathon in 2:24:55. Kristiansen also won a new car and \$35,000 in prize and bonus money.

1. Robert de Castella (29, AUS).....	2:07:51†	1. Ingrid Kristiansen (30, NOR).....	2:24:55
2. Art Boileau (28, CAN).....	2:11:15	2. Carla Beurskens (34, NED).....	2:27:35
3. Orlando Pizzolato (26, ITA).....	2:11:43	3. Lizanne Bussieres (28, CAN).....	2:32:16
4. Bill Rodgers (38, MA).....	2:13:36	4. Evy Palm (44, SWE).....	2:32:47#
5. Arturo Barrios (25, MEX).....	2:14:09	5. Sinikka Kesitalo (35, FIN).....	2:33:18
6. Robert Hodge (30, MA).....	2:14:50	6. Julie Isphording (24, OH).....	2:33:40
7. Domingo Tibaduiza (30, COL).....	2:15:22	7. Christa Vahlensieck (36, GER).....	2:34:50
8. Paul Cummings (32, UT).....	2:16:05	8. Lorraine Moller (30, NZL).....	2:35:06
9. Dan Schlessinger (31, MA).....	2:16:29	9. Eileen G. Claugus (31, CA).....	2:38:23
10. Kunimitsu Ito (31, JPN).....	2:17:02	10. Ellen Rochefort (31, CAN).....	2:40:00

† Course Record ≠ Masters Course Record

91st Boston Marathon — Monday, April 20, 1987

Toshihiko Seko ran the second half of the race faster than the first half — a tactical approach that resulted in a negative-split winning time of 2:11:50 on a humid and windy day. Seko ran conservatively in a large pack that numbered as many as 19. Just after reaching 21 miles, Seko bolted downhill on Commonwealth Avenue en route to his second Boston win. Finishing second and third were Steve Jones (2:12:37) of Wales, and Geoff Smith (2:12:42) of England. The women's winner was Portugal's Rosa Mota, whose time of 2:25:21 was the third-fastest in her division at the Boston Marathon.

1. Toshihiko Seko (30, JPN)	2:11:50	1. Rosa Mota (28, POR).....	2:25:21
2. Steve Jones (31, WAL)	2:12:37	2. Agnes Pardaens (30, BEL)	2:29:50
3. Geoff Smith (33, GBR).....	2:12:42	3. Ria Van Landeghem (29, BEL).....	2:29:56
4. Dave Gordon (27, OR).....	2:13:30	4. Odette LaPierre (32, CAN).....	2:31:33
5. Tomoyuki Taniguchi (29, JPN).....	2:13:40	5. Sinikka Keskitalo (32, FIN).....	2:33:58
6. Robert de Castella (30, AUS).....	2:14:24	6. Evy Palm (45, SWE).....	2:36:24
7. Dirk Vanderherten (29, BEL).....	2:15:02	7. Ellen Rochefort (32, CAN).....	2:36:42
8. Eddy Hellebuyck (26, BEL).....	2:15:16	8. Leatrice A. Hayer (31, MA).....	2:37:58
9. Hideki Kita (34, JPN).....	2:15:23	9. Jacqueline Gareau (34, CAN).....	2:40:40
10. Ken A. Martin (28, AZ).....	2:15:41	10. Lisa Larsen-Weidenbach (25, MI).....	2:43:06

92nd Boston Marathon — Monday, April 18, 1988

Twenty-eight years after the Olympic Marathon victory of the late Ethiopian Abebe Bikila, the African running revolution finally left its imprint on the historic Boston Marathon. With Boston designated as the Olympic Marathon trial by nine African countries, nearly 40 runners from the continent contributed to one of the best fields in race history. Kenya's Ibrahim Hussein broke away from Tanzania's Juma Ilangaa with less than 100 meters remaining for a one-second margin of victory (2:08:43). Rosa Mota of Portugal became the first woman of the official era to successfully defend her title (2:24:30).

1. Ibrahim Hussein (29, KEN)	2:08:43	1. Rosa Mota (29, POR).....	2:24:30
2. Juma Ilangaa (28, TAN).....	2:08:44	2. Tuija Jousimaa (29, FIN).....	2:29:26
3. John Treacy (30, IRL).....	2:09:15	3. Odette LaPierre (33, CAN).....	2:30:35
4. Gelindo Bordin (29, ITA).....	2:09:27	4. Priscilla Welch (43, GBR).....	2:30:48≠
5. Gianni Poli (26, ITA).....	2:09:33	5. Lizanne Bussieres (30, CAN).....	2:30:56
6. John Campbell (39, NZL).....	2:11:08	6. Ellen Rochefort (33, CAN).....	2:31:36
7. Orlando Pizzolato (28, ITA).....	2:12:32	7. Sinikka Keskitalo (37, FIN).....	2:34:12
8. John Makanya (24, TAN).....	2:14:04	8. Sirku Kumpulainen (21, FIN).....	2:35:24
9. Steve Jones (32, WAL).....	2:14:07	9. Susan Stone (27, CAN).....	2:38:48
10. Tomoyuki Taniguchi (26, JPN).....	2:14:18	10. Gillian Beschloss (29, NY).....	2:40:08

93rd Boston Marathon — Monday, April 17, 1989

Led by first-time winner Abebe Mekonnen of Ethiopia (2:09:06) and Juma Ilangaa of Tanzania, African runners claimed three of the top four places at the 93rd Boston Marathon. Ireland's John Treacy, who placed third in 2:10:24, halted an African sweep of the top four. Norway's Ingrid Kristiansen won the women's division (2:24:33). John Campbell of New Zealand set a Boston masters record with his fifth-place overall finish (2:14:19), while Priscilla Welch defended her masters title in a time of 2:35:00 to finish seventh overall.

1. Abebe Mekonnen (25, ETH).....	2:09:06	1. Ingrid Kristiansen (33, NOR).....	2:24:33
2. Juma Ilangaa (29, TAN).....	2:09:56	2. Marguerite Buist (26, NZL).....	2:29:04
3. John Treacy (31, IRL).....	2:10:24	3. Kim Jones (30, WA).....	2:29:34
4. Ibrahim Hussein (30, KEN).....	2:12:41	4. Eriko Asai (29, JPN).....	2:33:04
5. John Campbell (40, NZL).....	2:14:19≠	5. Lisa Weidenbach (27, WA).....	2:33:18
6. Simon Robert Naali (23, TAN).....	2:14:59	6. Lisa Welch-Brady (26, MA).....	2:34:16
7. Gerardo Alcala (27, MEX).....	2:15:51	7. Priscilla Welch (44, GBR).....	2:35:00
8. Kunimitsu Itoh (34, JPN).....	2:16:19	8. Odette LaPierre (34, CAN).....	2:35:51
9. Chala Wuresa (30, ETH).....	2:17:31	9. Joan Benoit Samuelson (31, ME).....	2:37:52
10. Herb Wills (28, FL).....	2:17:40	10. Laurie Binder (41, CA).....	2:40:25

≠ Masters Course Record

94th Boston Marathon — Monday, April 16, 1990

With the largest group of runners ever entered (9,412), the 94th running of the Boston Marathon boasted one of the most competitive fields in the history of the race. Gelindo Bordin of Italy became the first Olympic gold medalist to win the men's race (2:08:19); Olympic champion Rosa Mota of Portugal became the first official three-time women's champion (2:25:24); John Campbell of New Zealand returned for a second consecutive win in the masters division, setting a course and world mark (2:11:04). In her Boston debut, Uta Pippig was runner-up.

1. Gelindo Bordin (31, ITA).....	2:08:19	1. Rosa Mota (31, POR).....	2:25:24
2. Juma Ikangaa (30, TAN).....	2:09:52	2. Uta Pippig (24, GER).....	2:28:03
3. Rolando Vera (24, ECU).....	2:10:46	3. Maria Trujillo (30, AZ).....	2:28:53
4. John Campbell (41, NZL).....	2:11:04+	4. Kamila Gradus (23, POL).....	2:28:56
5. Robert de Castella (33, AUS).....	2:11:28	5. Kim Jones (31, WA).....	2:31:01
6. Isidrio Rico (29, MEX).....	2:13:02	6. Veronique Marot (34, GBR).....	2:31:09
7. Geoff Smith (36, GBR).....	2:13:38	7. Zoya Ivanova (38, URS).....	2:31:15
8. Salah Ooqaiche (22, MAR).....	2:13:53	8. Ritva Lemettinen (29, FIN).....	2:38:44
9. Futoshi Shinohara (28, JPN).....	2:14:10	9. Dimitra Papaspirov (26, GRE).....	2:38:45
10. Philip O'Brien (32, GBR).....	2:14:21	10. Anne Roden (43, GBR).....	2:39:36

95th Boston Marathon — Monday, April 15, 1991

Ibrahim Hussein of Kenya won his second Boston title in four years (2:11:06) and Wanda Panfil of Poland became the world's No. 1-ranked female with her first and only Boston win (2:24:18) while three other former or future women's champions finished in the Top 10. Ken Judson of Pennsylvania (2:18:11) and Graziella Striuli of Italy (2:37:01) were the masters division champions.

1. Ibrahim Hussein (32, KEN).....	2:11:06	1. Wanda Panfil (32, POL).....	2:24:18
2. Abebe Mekonnen (27, ETH).....	2:11:22	2. Kim Jones (32, WA).....	2:26:40
3. Andy Ronan (27, IRL).....	2:11:27	3. Uta Pippig (25, GER).....	2:26:52
4. Alejandro Cruz (23, MEX).....	2:12:11	4. Joan Benoit Samuelson (33, ME).....	2:26:54
5. Carlos Grisales (24, COL).....	2:12:33	5. Kamila Gradus (24, POL).....	2:26:55
6. Douglas Wakihuri (27, KEN).....	2:13:30	6. Ingrid Kristiansen (35, NOR).....	2:29:51
7. Tesfaye Tafa (28, ETH).....	2:14:07	7. Conceicano M. Ferreira (29, POR).....	2:30:18
8. Atsushi Sakauchi (26, JPN).....	2:14:18	8. Malgorzata Birbach (30, POL).....	2:32:13
9. Leme Chengere (18, ETH).....	2:14:28	9. Odette LaPierre (36, CAN).....	2:32:55
10. Andrzej Witczak (32, POL).....	2:14:49	10. Manuela Machado (26, POR).....	2:33:08

96th Boston Marathon — Monday, April 20, 1992

Ibrahim Hussein won for the third time after he broke away from the lead pack at Heartbreak Hill. His time was then the second-fastest at Boston (2:08:14) and caused him to break down in tears on the awards platform. The Russian-born Olga Markova, only 23 years old, passed pre-race favorite and defending champion Wanda Panfil of Poland en route to a winning time of 2:23:43.

1. Ibrahim Hussein (33, KEN).....	2:08:14	1. Olga Markova (23, CIS).....	2:23:43
2. Joaquim Pinheiro (31, POR).....	2:10:39	2. Yoshiko Yamamoto (21, JPN).....	2:26:26
3. Andreas Espinosa (29, MEX).....	2:10:44	3. Uta Pippig (26, GER).....	2:27:12
4. Juma Ikangaa (32, TAN).....	2:11:44	4. Manuela Machado (27, POR).....	2:27:42
5. Joselido Rocha (27, BRA).....	2:11:53	5. Malgorzata Birbach (31, POL).....	2:28:11
6. Boniface Merande (30, KEN).....	2:12:23	6. Wanda Panfil (33, POL).....	2:29:29
7. Jose Santana (28, BRA).....	2:12:25	7. Irina Bogacheva (29, CIS).....	2:32:45
8. Abebe Mekonnen (28, ETH).....	2:13:09	8. Odette LaPierre (37, CAN).....	2:34:19
9. Inocencio Miranda (30, MEX).....	2:13:14	9. Ritva Lemettinen (31, FIN).....	2:34:30
10. Tesfaye Tafa (29, ETH).....	2:13:36	10. Jane Welzel (36, CO).....	2:36:21

+ Masters World Record

97th Boston Marathon — Monday, April 19, 1993

A late surge by Cosmas Ndeti of Kenya enabled him to win in a time of 2:09:33, which made him the fifth African winner in six years. A relative unknown, Ndeti ran the second half of the race faster than the first half, becoming the second champion to ever negative-split the course to date (the first was Toshihiko Seko, in 1987). Olga Markova of Russia returned to Boston, where she repeated as champion in 2:25:27. Jean-Michel Charbonnel of France and Bernardine Portenski from New Zealand captured the men's and women's masters divisions, respectively.

1. Cosmas Ndeti (23, KEN)	2:09:33	1. Olga Markova (24, RUS)	2:25:27
2. Kim Jae-Ryong (26, KOR)	2:09:43	2. Kim Jones (34, WA)	2:30:00
3. Lucketz Swartbooi (27, NAM)	2:09:57	3. Carmen De Oliveira (27, BRA)	2:31:18
4. Hiromi Taniguchi (33, JPN)	2:11:02	4. Manuela Machado (28, POR)	2:32:20
5. Sammy Lelei (28, KEN)	2:12:12	5. Albina Galliamova (28, RUS)	2:35:12
6. Mark Plaatjes (31, CO)	2:12:39	6. Joan Benoit Samuelson (35, ME)	2:35:43
7. Boniface Merande (31, KEN)	2:12:50	7. Nadia Prasad (25, FRA)	2:37:11
8. Severino Bernardini (27, ITA)	2:12:56	8. Tatiana Titova (27, RUS)	2:37:42
9. Keith Brantly (30, FL)	2:12:58	9. Joy Smith (31, TX)	2:38:35
10. Carlos Tarazona (27, VEN)	2:13:37	10. Gabrielle O'Rourke (26, NZL)	2:39:09

98th Boston Marathon — Monday, April 18, 1994

Ideal weather and a highly competitive field resulted in a succession of course records. Cosmas Ndeti (2:07:15) held off Andres Espinosa (2:07:19) of Mexico, as both shattered the course record of 2:07:51 set by Robert de Castella in 1986. Further defining the phenomenal times was the fact that four of the five fastest times in history were registered in this race, while Bob Kempainen, who ran the fastest time ever by an American, finished seventh in 2:08:47. Future champion Moses Tanui made his Boston debut, finishing in 10th place. The results were similar on the women's side, where Uta Pippig (2:21:45) took almost a full minute off Joan Benoit's 1983 record (2:22:43) to claim her first of three consecutive titles. In all, \$572,500 was awarded in prize and bonus money.

1. Cosmas Ndeti (24, KEN)	2:07:15†	1. Uta Pippig (28, GER)	2:21:45†
2. Andres Espinosa (31, MEX)	2:07:19	2. Valentina Yegorova (30, RUS)	2:23:33
3. Jackson Kipngok (21, KEN)	2:08:08	3. Elana Meyer (27, RSA)	2:25:15
4. Hwang Young-Cho (24, KOR)	2:08:09	4. Alena Peterkova (33, TCH)	2:25:19
5. Arturo Barrios (31, MEX)	2:08:28	5. Carmen De Oliveira (28, BRA)	2:27:41
6. Lorry Boay Akonay (24, TAN)	2:08:35	6. Monica Pont (24, ESP)	2:29:36
7. Bob Kempainen (27, MN)	2:08:47*	7. Martha Tenorio (27, ECU)	2:30:12
8. Lucketz Swartbooi (28, NAM)	2:09:08	8. Kim Jones (35, WA)	2:31:46
9. Sammy Nyangincha (32, KEN)	2:09:15	9. Colleen De Reuck (30, RSA)	2:31:53
10. Moses Tanui (28, KEN)	2:09:40	10. Albertina Dias (28, POR)	2:33:21

99th Boston Marathon — Monday, April 17, 1995

Cosmas Ndeti's win (2:09:22) placed the Kenyan among the rarefied rankings of Americans Clarence H. DeMar (1922–24) and Bill Rodgers (1978–80) as the only three-time consecutive winners in the men's open division. The returning champion in the women's field, Uta Pippig of Germany, overcame a troublesome foot injury and a decided headwind to post her second title (2:25:11). Mexico's Martin Mondragon (2:16:29) and Russia's Irina Bondarchuk (2:43:42) captured the laurels in the masters divisions.

1. Cosmas Ndeti (25, KEN)	2:09:22	1. Uta Pippig (29, GER)	2:25:11
2. Moses Tanui (29, KEN)	2:10:22	2. Elana Meyer (28, RSA)	2:26:51
3. Luiz Dos Santos (31, BRA)	2:11:02	3. Madina Biktagirova (30, BLS)	2:29:00
4. Lameck Aguta (23, KEN)	2:11:03	4. Franziska Moser (28, SUI)	2:29:35
5. Paul Yego (29, KEN)	2:11:13	5. Yvonne Danson (34, GBR)	2:30:53
6. Alberto Juzgado (28, ESP)	2:12:04	6. Yoshiko Yamamoto (24, JPN)	2:31:39
7. Kim Jae-Ryong (28, KOR)	2:12:15	7. Mari Tanigawa (32, JPN)	2:31:48
8. Sammy Nyangincha (33, KEN)	2:12:16	8. Susan Mahony (29, AUS)	2:33:07
9. Gilbert Rutto (30, KEN)	2:12:25	9. Tegla Loroupe (23, KEN)	2:33:10
10. Thabiso Moqhali (25, LSO)	2:12:56	10. Martha Tenorio (28, ECU)	2:33:34

† Course Record * American Record

100th Boston Marathon — Monday, April 15, 1996

Although technically it was the \$600,000 prize purse that made the 1996 race the richest ever, it was the record starting field, the drama of the divisional races, and a moment in history that separated the 100th running of the Boston Marathon from its 99 predecessors. Two-time defending women's champion Uta Pippig overcame severe pains and a 30-second deficit to overtake leader Tegla Loroupe at the 25-mile mark to win in 2:27:12. On the men's side, Moses Tanui, second in 1995, broke away from the lead pack to claim the title in 2:09:15, ending Cosmas Ndeti's bid to become the first four-time-consecutive champion. Lorraine Moller of New Zealand, who captured the women's open title in 1984, celebrated her Boston debut as a masters runner by posting a winning time of 2:32:02, while Herbert Steffny of Germany employed a late surge to secure the men's title in 2:19:33. The starting field of 38,708 stood for more than seven years as the largest in the history of the sport. Included among the finishers were 16 Boston champions.

1. Moses Tanui (30, KEN).....	2:09:15	1. Uta Pippig (30, GER).....	2:27:12
2. Ezekiel Bitok (30, KEN).....	2:09:26	2. Tegla Loroupe (22, KEN).....	2:28:37
3. Cosmas Ndeti (26, KEN).....	2:09:51	3. Nobuko Fujimura (31, JPN).....	2:29:24
4. Lameck Aguta (24, KEN).....	2:10:03	4. Sonja Krolik (23, GER).....	2:29:24
5. Sammy Lelei (31, KEN).....	2:10:09	5. Larisa Zouzko (26, RUS).....	2:31:06
6. Abebe Mekonnen (32, ETH).....	2:10:21	6. Franziska Rochat-Moser (29, SUI).....	2:31:33
7. Charles Tangus (22, KEN).....	2:10:28	7. Madina Biktagirova (31, BLS).....	2:31:38
8. Paul Yego (28, KEN).....	2:10:49	8. Lorraine Moller (40, NZL).....	2:32:02
9. Carlos Grisales (29, COL).....	2:11:17	9. Alla Jiliaeva (26, RUS).....	2:32:32
10. Stephen Moneghetti (33, AUS).....	2:11:17	10. Valentina Enaki (30, MOL).....	2:33:58

101st Boston Marathon — Monday, April 21, 1997

What was billed as a rematch between three-time winner Cosmas Ndeti (1994-96) and defending champion Moses Tanui turned into a personal coming-out party for Lameck Aguta, who stole the show and the title with a triumphant 2:10:34 in his fifth attempt. Fatuma Roba, whose triumph in 2:26:23 ended a three-year reign by Uta Pippig, became just the fourth Olympic gold medalist to win the Boston Marathon. Compatriots Dominique Chauvelier (2:19:10) and Josette Colomb-Janin (2:40:53) gave France a sweep in the masters divisions. Later that summer, Aguta was involved in a near-fatal accident from which he never fully recovered.

1. Lameck Aguta (25, KEN).....	2:10:34	1. Fatuma Roba (23, ETH).....	2:26:23
2. Joseph Kamau (24, KEN).....	2:10:46	2. Elana Meyer (30, RSA).....	2:27:09
3. Dionicio Ceron (31, MEX).....	2:10:59	3. Colleen De Reuck (33, RSA).....	2:28:03
4. German Silva (29, MEX).....	2:11:21	4. Uta Pippig (31, GER).....	2:28:51
5. Moses Tanui (31, KEN).....	2:11:38	5. Derartu Tulu (25, ETH).....	2:30:28
6. Gilbert Rutto (32, KEN).....	2:12:30	6. Junko Asari (27, JPN).....	2:31:12
7. Jimmy Muindi (23, KEN).....	2:12:49	7. Alla Jiliaeva (27, RUS).....	2:31:55
8. Andre Ramos (27, BRA).....	2:13:10	8. Sonia Maccioni (31, ITA).....	2:31:59
9. Jose Luis Molina (32, CRC).....	2:13:34	9. Kim Jones (38, WA).....	2:32:52
10. Tesfaye Bekele (26, ETH).....	2:14:02	10. Debbie Kilpatrick (33, OH).....	2:36:04

102nd Boston Marathon — Monday, April 20, 1998

Centennial champion Moses Tanui overcame a seemingly insurmountable 11-second deficit at the 35K mark to capture his second title and register the third-fastest time on the course. Just three seconds later, his countryman Joseph Chebet crossed the line, while Gert Thys was third, marking the first time in the history of the sport that three men broke the 2:08 barrier. On the women's side, Fatuma Roba successfully defended her title with a sizzling 2:23:21. The masters division saw Andrey Kuznetsov turn in the masters' third-fastest time on the course (2:15:27), while Floridian Cindy Barber-Keeler (2:39:49) rounded out the list of champions.

1. Moses Tanui (32, KEN).....	2:07:34	1. Fatuma Roba (24, ETH).....	2:23:21
2. Joseph Chebet (27, KEN).....	2:07:37	2. Renata Paradowska (27, POL).....	2:27:17
3. Gert Thys (26, RSA).....	2:07:52	3. Anuta Catuna (29, ROU).....	2:27:34
4. Andre Ramos (28, BRA).....	2:08:26	4. Manuela Machado (34, POR).....	2:29:13
5. John Kagwe (29, KEN).....	2:08:51	5. Colleen De Reuck (34, RSA).....	2:29:43
6. German Silva (30, MEX).....	2:08:56	6. Irina Kazakova (29, FRA).....	2:30:44
7. Alejandro Gomez (31, ESP).....	2:12:34	7. Jane Salumae (30, EST).....	2:31:20
8. Turbo Tumo (28, ETH).....	2:13:06	8. Hiroko Nomura (27, JPN).....	2:31:58
9. Jose Ramon-Rey (30, ESP).....	2:13:12	9. Irina Timofeyeva (28, RUS).....	2:32:32
10. Takayuki Inubushi (25, JPN).....	2:13:15	10. Aurica Buia (28, JPN).....	2:34:17

103rd Boston Marathon — Monday, April 19, 1999

Trailing by 200 meters with 10K remaining, Joseph Chebet came roaring through the downhill of Chestnut Hill and Brookline to capture the title. The late surge halted his string of three consecutive marathon second-place finishes. Chebet's heroics overshadowed a glittering performance by Boston debutant Silvio Guerra, who, after breaking from the field in the 16th mile, appeared poised to pull off a stunning upset before Chebet tracked him down at Cleveland Circle. The women's race once again witnessed Fatuma Roba slowly separating herself from a talent-laden field to register her third consecutive triumph. Overall, Roba was the 24th finisher, marking the highest finish by a woman at Boston, while her time of 2:23:25 was the fourth-fastest by a woman. The masters division recognized a pair of former champions as Andrey Kuznetsov collected his second straight crown and 1997 champion Josette Colomb-Janin enjoyed a triumphant return in 2:40:36. Chebet ended the year ranked atop the world's marathon list.

1. Joseph Chebet (28, KEN)	2:09:52	1. Fatuma Roba (25, ETH).....	2:23:25
2. Silvio Guerra (30, ECU)	2:10:19	2. Franziska RoCHAT-Moser (32, SUI)	2:25:51
3. Frank Poee (25, RSA)	2:11:36	3. Yuko Arimori (32, JPN)	2:26:39
4. Abner Chipu (27, RSA).....	2:12:46	4. Colleen De Reuck (35, RSA)	2:27:54
5. John Kagwe (30, KEN)	2:13:58	5. Martha Tenorio (32, ECU).....	2:27:58
6. Peter Githuka (30, KEN).....	2:14:04	6. Catherine Ndereba (26, KEN).....	2:28:27
7. Andrey Kuznetsov (41, RUS)	2:14:20	7. Ludmila Petrova (30, RUS).....	2:29:13
8. Jose Luis Molina (34, CRC).....	2:14:27	8. Mitsuko Sugihara (24, JPN)	2:30:34
9. Ruben Maza (31, VEN).....	2:14:41	9. Renata Paradowska (28, POL).....	2:31:41
10. Julius Ondieki (29, KEN).....	2:15:28	10. Anuta Catuna (30, ROU).....	2:33:49

104th Boston Marathon — Monday, April 17, 2000

Boston Marathon 2000 proved to be one of the most compelling and entertaining all-around races in event history. Overall champion Elijah Lagat and runner-up Gezahegne Abera were credited with an identical finishing time (2:09:47) while two-time champion Moses Tanui of Kenya finished third (2:09:50). Similar records were established in the women's race, where Kenyan Catherine Ndereba pulled away from three-time defending champion Fatuma Roba in the final mile, becoming the first Kenyan woman to win the Boston Marathon. Joshua Kipkemboi became the first Kenyan to win the men's masters division (2:17:11), and Gitte Karlshøj ruled the women's division (2:35:11). While the race qualified Lagat for the Kenyan Olympic team, it was Abera who won the gold in Sydney later that year.

1. Elijah Lagat (33, KEN).....	2:09:47	1. Catherine Ndereba (27, KEN).....	2:26:11
2. Gezahegne Abera (21, ETH)	2:09:47	2. Irina Bogacheva (38, KGZ).....	2:26:27
3. Moses Tanui (34, KEN).....	2:09:50	3. Fatuma Roba (26, ETH).....	2:26:27
4. Ondoro Osoro (32, KEN).....	2:10:29	4. Anuta Catuna (31, ROU).....	2:29:46
5. David Kiptum Busienei (25, KEN)	2:11:26	5. Lornah Kiplagat (25, KEN).....	2:30:12
6. John Kagwe (31, KEN)	2:12:26	6. Ai Dongmei (18, CHN).....	2:30:18
7. Laban Nkete (29, RSA)	2:12:30	7. Ornella Ferrara (32, ITA).....	2:30:20
8. Joseph Chebet (29, KEN)	2:12:39	8. Sun Yingjie (21, CHN).....	2:31:22
9. Julius Ruto (28, KEN).....	2:13:26	9. Martha Tenorio (33, ECU).....	2:31:49
10. Silvio Guerra (31, ECU).....	2:14:18	10. Elana Meyer (33, RSA).....	2:32:09

105th Boston Marathon — Monday, April 16, 2001

After an unprecedented 10 consecutive victories by Kenyans in the men's race, Lee Bong-Ju of Korea halted the streak with his spectacular win at the 105th race. Lee finished 24 seconds ahead of Silvio Guerra of Ecuador. Kenyan Joshua Chelang'a rounded out the trio battling for the win over the final miles. Bong-Ju, the Olympic silver medalist at Atlanta, ran with a heavy heart but with inspiration to honor his recently departed father. American men made a resurgence as Rod DeHaven of Wisconsin captured sixth place with a personal-best time, California's Josh Cox finished in 14th place, and Massachusetts native Mark Coogan crossed the finish line in 19th place. In the women's race, Kenyan Catherine Ndereba's runaway win was her second straight victory at Boston, and her time was the seventh-fastest in race history. Ndereba battled and surpassed three-time champion Fatuma Roba of Ethiopia (1997–99) over the Newton hills. In nearly perfect weather conditions (in the mid-50s with no tailwind) Winchester native Bobbi Gibb, the first woman to have completed the Boston Marathon (1966), fought through her bronchitis to finish on the 35th anniversary of her pioneering run.

1. Lee Bong-Ju (30, KOR).....	2:09:43	1. Catherine Ndereba (28, KEN).....	2:23:53
2. Silvio Guerra (32, ECU).....	2:10:07	2. Malgorzata Sobanska (31, POL).....	2:26:42
3. Joshua Chelang'a (28, KEN).....	2:10:29	3. Lyubov Morgunova (30, RUS).....	2:27:18
4. David Kiptum Busienei (26, KEN).....	2:11:47	4. Lornah Kiplagat (26, KEN).....	2:27:56
5. Mbarak Hussein (36, KEN).....	2:12:01	5. Fatuma Roba (27, ETH).....	2:28:08
6. Rod DeHaven (34, WI).....	2:12:41	6. Irina Timofeyeva (31, RUS).....	2:28:50
7. Laban Nkete (30, RSA).....	2:12:44	7. Ludmila Petrova (32, RUS).....	2:29:23
8. Fedor V. Ryzhov (41, RUS).....	2:13:54	8. Wei Yanan (20, CHN).....	2:29:52
9. Makhosonke Fika (29, RSA).....	2:14:13	9. Bruna Genovese (24, ITA).....	2:30:39
10. Timothy Cherigat (24, KEN).....	2:14:21	10. Kaori Tanabe (25, JPN).....	2:31:31

106th Boston Marathon — Monday, April 15, 2002

In his Boston debut, Rodgers Rop from Kenya reclaimed the men's title for his country with his winning time of 2:09:02. Rop led a 1-2-3-4 finish of Kenyan men, with countryman Christopher Cheboiboch finishing just three seconds back for second place. Women's winner Margaret Okayo of Kenya set a course record of 2:20:43, eclipsing Uta Pippig's 1994 record-setting run of 2:21:45 by more than one minute. Amid a heavy mist that limited visibility and in humid conditions (96% humidity, 57 degrees), Okayo also defeated defending champion and world-record holder Catherine Ndereba in their eagerly anticipated first marathon match-up. Ndereba finished second in 2:21:12. Keith Dowling of Virginia was the first American finisher (15th overall) in a personal best time of 2:13:28. Massachusetts native Jill Gaitenby was the top American woman for the second consecutive year (2:38:55, 13th woman). In the women's masters race, Firaya Sultanova-Zhdanova of Russia broke the 14-year-old course record set by Priscilla Welch (2:30:48) by two minutes, 50 seconds with her 2:27:58 victory over the defending masters champion, Denmark's Gitte Karlshoj. It was the fastest marathon by a female masters runner on U.S. soil (U.S. all-comers record). On the men's side, Kenyan Joshua Kipkemboi reclaimed the masters title from rival Fedor V. Ryzhov of Russia, finishing in 2:12:48. With 16,936 entrants, the 2002 race was a compelling commemoration of Patriots' Day as runners and spectators alike demonstrated their patriotism along the route and in special pre-race ceremonies.

1. Rodgers Rop (26, KEN).....	2:09:02	1. Margaret Okayo (25, KEN).....	2:20:43†
2. Christopher Cheboiboch (25, KEN).....	2:09:05	2. Catherine Ndereba (29, KEN).....	2:21:12
3. Fred Kiprof (28, KEN).....	2:09:45	3. Elfesh Alemu (25, ETH).....	2:26:01
4. Mbarak Hussein (37, KEN).....	2:09:45	4. Sun Yingjie (23, CHN).....	2:27:26
5. Lee Bong-Ju (31, KOR).....	2:10:30	5. Firaya Sultanova-Zhdanova (40, RUS).....	2:27:58#
6. Elias Chebet (28, KEN).....	2:10:40	6. Bruna Genovese (25, ITA).....	2:29:02
7. Simon Bor (33, KEN).....	2:11:39	7. Nuta Olaru (31, ROU).....	2:30:26
8. Getachew Kebede (19, ETH).....	2:11:39	8. Mai Tagami (22, JPN).....	2:32:00
9. Luis Fonseca (25, VEN).....	2:11:49	9. Gitte Karlshoj (42, DEN).....	2:35:01
10. Silvio Guerra (33, ECU).....	2:12:28	10. Yukari Komatsu (28, JPN).....	2:35:34

† Course Record ≠ Masters Course Record

107th Boston Marathon — Monday, April 21, 2003

Kenyan dominance was the story of the day in the men's race, with Robert Kipkoech Cheruiyot emerging as the winner in 2:10:11. All except one of the top 10 men were from Kenya, and defending champion Rodgers Rop was seventh. The winner in the 40-and-older division was Russia's 43-year-old Fedor Ryzhov, who was sixth overall in a time of 2:15:29, which was the highest place by an over-40 runner since New Zealand's John Campbell finished fourth in 1990 with a time of 2:11:04. Svetlana Zakharova, the 32-year-old Russian national record-holder, survived an early cat-and-mouse game with Kenyan Margaret Okayo, the Boston Marathon course record-holder, to pull away in the Newton hills, winning in 2:25:20. Three American women finished in the top 10 here for the first time since 1993, and were led by Marla Runyan of Oregon (fifth; 2:30:28). The commemoration of Patriots' Day was visible throughout race day and along the route, including a fly-over of two F-15s prior to the race start; a patriotic, red-white-and-blue design of the start and finish lines; large American flags on display throughout the start area, on the course, and at the finish; and a display of U.S. Armed Forces flags at the finish line. For the first time since 1990 (13 years), the B.A.A. adjusted the qualifying standards, which affected runners 45 years of age and older and reflected a desire and an ability to accommodate more participants.

1. Robert Kipkoech Cheruiyot (24, KEN).....	2:10:11
2. Benjamin Kosgei Kimutai (32, KEN).....	2:10:34
3. Martin Lel (24, KEN).....	2:11:11
4. Timothy Cherigat (26, KEN).....	2:11:28
5. Christopher Cheboiboch (26, KEN).....	2:12:45
6. Fedor V. Ryzhov (43, RUS).....	2:15:29
7. Rodgers Rop (27, KEN).....	2:16:14
8. David Kiptum Busienei (28, KEN).....	2:16:16
9. Elly Rono (32, KEN).....	2:17:00
10. Laban Kipkemboi (25, KEN).....	2:17:50
1. Svetlana Zakharova (32, RUS).....	2:25:20
2. Lyubov Denisova (31, RUS).....	2:26:51
3. Joyce Chepchumba (32, KEN).....	2:27:20
4. Margaret Okayo (26, KEN).....	2:27:39
5. Marla Runyan (34, OR).....	2:30:28
6. Albina Ivanova (25, RUS).....	2:30:57
7. Firaya Sultanova-Zhdanova (41, RUS).....	2:31:30
8. Milena Glusac (27, CA).....	2:37:32
9. Jill Gaitenby (36, RI).....	2:38:19
10. Esther Kiplagat (36, KEN).....	2:38:43

108th Boston Marathon — Monday, April 19, 2004

In the most significant change to the women's race since females were officially permitted to compete (1972) and prize money was instituted (1986), the top 35 entrants began in Boston's first elite women's start at 11:31 a.m., 29 minutes prior to the noon start. The new format was marked by a duel for the ages as defending world champion Catherine Ndereba, of Kenya, chased Ethiopian Elfenesh Alemu for the first 16 miles before pulling away for good with exactly one mile to go. Ndereba's third victory and 16-second margin over Alemu tied the closest winner/runner-up finish in women's race history. Timothy Cherigat, of Kenya, pulled three other countrymen up and over Heartbreak Hill before breaking loose on the famous landmark's downslope. The fourth-place finisher from the previous year, Cherigat added to his homeland's dominance of the men's race since 1988, becoming the ninth different Kenyan male to win. Since 1988, Kenyans have won 14 of 18 men's division championships. At 45 years old, Joshua Kipkemboi won the masters division for the third time and became the oldest champion since the division was formalized in 1975. Ramilia Burangulova was victorious among female masters, marking the third consecutive victory by a Russian and the third consecutive year that the masters champion also finished among the top 10 overall. The weather — with the temperature at 83 degrees at the start and 86 by mid-afternoon at the finish — was the other major story. Despite a record number of runners treated for heat-related illnesses, 93 percent of the field finished (20,404 entrants; 18,003 starters; 16,783 finishers). While it was the hottest Patriots' Day since 1976, an accurate long-range forecast gave participants and race management ample time to adjust their game-day plans.

1. Timothy Cherigat (27, KEN).....	2:10:37
2. Robert Cheboror (25, KEN).....	2:11:49
3. Martin Lel (25, KEN).....	2:13:38
4. Stephen Kiogora (29, KEN).....	2:14:34
5. Hailu Negussie (24, ETH).....	2:17:30
6. Benjamin Kosgei Kimutai (33, KEN).....	2:17:45
7. Joshua Kipkemboi (45, KEN).....	2:18:23
8. Andrew Letherby (30, AUS).....	2:19:31
9. Fedor V. Ryzhov (44, RUS).....	2:21:24
10. Elly Rono (33, KEN).....	2:22:45
1. Catherine Ndereba (31, KEN).....	2:24:27
2. Elfenesh Alemu (27, ETH).....	2:24:43
3. Olivera Jevtic (26, SCG).....	2:27:34
4. Jelena Prokopcuka (27, LAT).....	2:30:16
5. Nuta Olaru (33, ROU).....	2:30:44
6. Lyubov Denisova (32, RUS).....	2:31:17
7. Malgorzata Sobanska (34, POL).....	2:32:23
8. Victoria Klimina (28, RUS).....	2:33:20
9. Ramilia Burangulova (42, RUS).....	2:34:08
10. Ai Yamamoto (25, JPN).....	2:34:32

109th Boston Marathon — Monday, April 18, 2005

In a rematch, Catherine Ndereba won an unprecedented fourth women's race, pulling away from runner-up Elfenesh Alemu in the final miles to triumph in 2:25:13 and nearly two minutes ahead of her Ethiopian challenger. Ndereba trailed by as much as 1:20 by 20-kilometers, but began her comeback and picked up those 80 seconds over the next seven miles, catching Alemu at the crest of Heartbreak Hill. Meanwhile, an unheralded Hailu Negussie outlasted the field, capturing Ethiopia's first men's open title in 16 years. Negussie pushed the pack — including 2004 champion Timothy Cherigat and 2003 champion Robert Kipkoech Cheruiyot — through 35 kilometers and eventually won the battle of attrition in 2:11:45 on another warm day (70 degrees Fahrenheit at the start; 69 degrees at the finish). American Alan Culpepper was fourth in 2:13:39, which was the highest U.S. showing since 1987. Also of note, the field of finishers was the second-largest in event history (17,564), and a marathon for U.S. soldiers was held concurrently in Iraq in celebration of Patriots' Day.

1. Hailu Negussie (25, ETH)	2:11:45	1. Catherine Ndereba (32, KEN)	2:25:13
2. Wilson Onsare (28, KEN)	2:12:21	2. Elfenesh Alemu (28, ETH)	2:27:03
3. Benson Cheronu (20, KEN)	2:12:48	3. Bruna Genovese (28, ITA)	2:29:51
4. Alan Culpepper (32, CO)	2:13:39	4. Svetlana Zakharova (34, RUS)	2:31:34
5. Robert Kipkoech Cheruiyot (26, KEN)	2:14:30	5. Madina Biktagirova (40, RUS)	2:32:41
6. Timothy Cherigat (28, KEN)	2:15:19	6. Lyubov Morgunova (34, RUS)	2:33:24
7. Benjamin Kipchumba (29, KEN)	2:15:26	7. Shitaye Gemechu (25, ETH)	2:33:51
8. Andrew Letherby (31, AUS)	2:16:38	8. Zhor El Kamch (32, MAR)	2:36:54
9. Mohamed Quaaadi (36, FRA)	2:16:41	9. Mina Ogawa (30, JPN)	2:37:34
10. Peter Gilmore (27, CA)	2:17:32	10. Nuta Olaru (34, ROU)	2:37:37

110th Boston Marathon — Monday, April 17, 2006

For the third year, the elite women enjoyed a earlier start, and the result was the closest finish in the history of Boston's women's division. Rita Jeptoo (2:23:38) pulled away from Jelena Prokopcuka (2:23:48) and Reiko Tosa (2:24:11) over the final miles, as the trio ran the eighth, 10th, and 12th fastest times in Boston history. Not to be outdone, the men followed with a thrilling race of their own. A large pack followed the scorching early pace, with Benjamin Maiyo of Kenya and Mebrahtom (Meb) Keflezighi of the United States taking the leaders through the half in 1:02:43, more than two minutes faster than Cosmas Ndeti's course-record run in 1994. As the pace slowed, 2003 Boston champ Robert Kipkoech Cheruiyot asserted himself, shadowing Maiyo through the Newton hills. Finally, in the 21st mile, he made his move and set out against the clock, reaching the finish a scant one second under Ndeti's previous record. Following Keflezighi, third in 2:09:56, was a string of strong U.S. performances, as five American men placed in the top 10. With 19,682 finishers, the 110th Boston Marathon was the second largest in history, and marked the first time that the race used a two-wave start. The first 10,000 runners began at the traditional noon starting time, with the remainder of the field starting at 12:30 p.m. Also a first, the race was scored using net, rather than gun, time.

1. Robert Kipkoech Cheruiyot (27, KEN)	2:07:14†	1. Rita Jeptoo (25, KEN)	2:23:38
2. Benjamin Maiyo (27, KEN)	2:08:21	2. Jelena Prokopcuka (29, LAT)	2:23:48
3. Meb Keflezighi (30, CA)	2:09:56	3. Reiko Tosa (29, JPN)	2:24:11
4. Brian Sell (28, MI)	2:10:55	4. Bruna Genovese (29, ITA)	2:25:28
5. Alan Culpepper (33, CO)	2:11:02	5. Kiyoko Shimahara (29, JPN)	2:26:52
6. Kenjiro Jitsui (37, JPN)	2:11:32	6. Alevtina Biktimirova (23, RUS)	2:26:58
7. Peter Gilmore (28, CA)	2:12:45	7. Olivera Jevtic (28, SCG)	2:29:38
8. William Kiplagat (33, KEN)	2:13:26	8. Madina Biktagirova (41, RUS)	2:30:06
9. Wilson Onsare (29, KEN)	2:13:47	9. Olesya Nurgalieva (29, RUS)	2:30:16
10. Clint Verran (30, MI)	2:14:12	10. Zivile Balciunaite (27, LTU)	2:32:16

† Course Record

111th Boston Marathon — Monday, April 16, 2007

The second-largest Boston Marathon (23,869 entrants; 20,339 finishers) was threatened by some of the most extreme weather in the race's history. Heavy rains and severe winds hit Boston in the early morning hours of race day; however, by the time the starting gun sounded, the wet and windy weather had calmed enough for the race to go on. The presence of the top three female marathoners of 2006, Jelena Prokopcuka, Rita Jeptoo, and Deena Kastor, made this one of the strongest women's fields in Boston history. Emerging at the end, though, was Russian Lidiya Grigoryeva, who won in a time of 2:29:18, followed closely by Prokopcuka, who was runner-up for the second year in a row. The men's race played out more to form, as course record-holder Robert Kipkoech Cheruiyot held off fellow Kenyans James Kwambai and Stephen Kiogora. Though he crossed the finish line almost seven minutes slower than his course record of 2006, Cheruiyot nonetheless captured his third Boston crown, joining a select group of three-time champions. Along with Boston and Chicago in 2006, the win was Cheruiyot's third straight in World Marathon Majors competition. Also, for the first time ever, Boston served as the U.S. Women's Marathon Championship. Four American women, led by Kastor, placed in the top 10.

1. Robert Kipkoech Cheruiyot (28, KEN).....	2:14:13	1. Lidiya Grigoryeva (33, RUS).....	2:29:18
2. James Kwambai (24, KEN).....	2:14:33	2. Jelena Prokopcuka (30, LAT).....	2:29:58
3. Stephen Kiogora (32, KEN).....	2:14:47	3. Madai Perez (27, MEX).....	2:30:16
4. James Koskei (38, KEN).....	2:15:05	4. Rita Jeptoo (26, KEN).....	2:33:08
5. Teferi Wodajo (25, ETH).....	2:15:06	5. Deena Kastor (34, CA).....	2:35:09
6. Benjamin Maiyo (28, KEN).....	2:16:04	6. Robe Tola Guta (20, ETH).....	2:36:29
7. Ruggero Pertile (32, ITA).....	2:16:08	7. Alice Chelangat (30, KEN).....	2:38:07
8. Peter Gilmore (29, CA).....	2:16:41	8. Ann Alyanak (28, OH).....	2:38:55
9. Samuel Ndereba (30, KEN).....	2:17:04	9. Kristin Price (25, NC).....	2:38:57
10. Robert Cheboror (28, KEN).....	2:18:07	10. Mary Akor (30, CA).....	2:41:01

112th Boston Marathon — Monday, April 21, 2008

In one of the most remarkable weekends of racing that Boston has ever seen, the 112th Boston Marathon set off from Hopkinton just 24 hours after the U.S. Olympic Team Trials–Women's Marathon, run through the streets of Boston and Cambridge, had determined the U.S. Olympic team. While Deena Kastor thrilled marathon fans on Sunday with her Olympic trials marathon win, on Monday it was Boston veteran Robert Kipkoech Cheruiyot and rookie Dire Tune picking up where Kastor had left off. Tune and Alevtina Biktimirova broke away from the women's field, which included past champs Rita Jeptoo and Lidiya Grigoryeva, and battled all the way to Boylston Street. After trading the lead repeatedly over the final miles, Tune finally began to pull away in the last quarter-mile, becoming Boston's youngest women's champion since Joan Benoit in 1979. Cheruiyot again proved that he is currently unrivaled in his mastery of the Boston course, winning his third consecutive and fourth career title. In doing so, he joined Clarence H. DeMar (seven victories), Gerard A. Cote (four victories), and Bill Rodgers (four victories), as the only men to have won Boston at least four times. Registration for the 112th Boston Marathon had to be closed in late February because the 25,000-person field had already filled.

1. Robert Kipkoech Cheruiyot (29, KEN).....	2:07:46	1. Dire Tune (22, ETH).....	2:25:25
2. Abderrahime Bouramdane (30, MAR).....	2:09:04	2. Alevtina Biktimirova (25, RUS).....	2:25:27
3. Khalid El Boumlili (30, MAR).....	2:10:35	3. Rita Jeptoo (27, KEN).....	2:26:34
4. Gashaw Asfaw (29, ETH).....	2:10:47	4. Jelena Prokopcuka (31, LAT).....	2:28:12
5. Kasime Adillo (29, ETH).....	2:12:24	5. Askale Tafa Magarsa (23, ETH).....	2:29:48
6. Timothy Cherigat (31, KEN).....	2:14:13	6. Bruna Genovese (31, ITA).....	2:30:52
7. Christopher Cheboiboch (31, KEN).....	2:14:47	7. Nuta Olaru (37, ROU).....	2:33:56
8. James Kwambai (25, KEN).....	2:15:52	8. Robe Tola Guta (21, ETH).....	2:34:37
9. James Koskei (39, KEN).....	2:16:07	9. Lidiya Grigoryeva (34, RUS).....	2:35:37
10. Nicholas Arciniaga (24, MI).....	2:16:13	10. Stephanie Hood (27, CAN).....	2:44:44

113th Boston Marathon – Monday, April 20, 2009

For the second consecutive year, the Boston Marathon added new events to Marathon Weekend. On Sunday, nearly 4,000 people toed the Boylston Street start line for the inaugural B.A.A. 5K. Registration for the first-time event filled within days. Afterward, some of the fastest mile runners in the country took part in the B.A.A. Invitational Mile. Additionally, the 16 fastest boys and girls from the eight cities and towns through which the Marathon course runs took part in the Scholastic Invitational Mile. Both events served as a thrilling appetizer for Monday's entr e. Monday was a day for the B.A.A. record book, as Salina Kosgei of Kenya waited until the last minute to push past defending champion Dire Tune of Ethiopia and top American Kara Goucher. Kosgei won the women's race in the closest finish in race history, outpacing Tune by one second in a photo finish. In the men's race, Deriba Merga of Ethiopia ran confidently and with a strong lead for the last few miles, becoming the first Ethiopian to win the Boston Marathon since 2005. On race day, there were 26,331 official entrants and 22,843 finishers, the second-highest totals in race history—including a record 10,934 female entrants and 9,297 female finishers. The B.A.A. and principal sponsor John Hancock increased the 2009 prize purse to a total of \$806,000.

1. Deriba Merga (28, ETH).....	2:08:42	1. Salina Kosgei (32, KEN).....	2:32:16
2. Daniel Rono (30, KEN).....	2:09:32	2. Dire Tune (23, ETH).....	2:32:17
3. Ryan Hall (26, CA).....	2:09:40	3. Kara Goucher (30, OR).....	2:32:25
4. Tekeste Kebede (27, ETH).....	2:09:49	4. Bezunesh Bekele (26, ETH).....	2:33:08
5. Robert Kiprono Cheruiyot (20, ETH).....	2:10:06	5. Helena Kirop (32, KEN).....	2:33:24
6. Gashaw Asfaw (30, KEN).....	2:10:44	6. Atsedie Habtamu (21, ETH).....	2:35:34
7. Solomon Molla (22, ETH).....	2:12:02	7. Colleen De Reuck (45, CO).....	2:35:37
8. Evans Cheruiyot (26, KEN).....	2:12:45	8. Alice Timbillili (26, KEN).....	2:36:25
9. Stephen Kiogora (34, KEN).....	2:13:00	9. Alina Ivanova (40, FL).....	2:36:50
10. Timothy Cherigat (32, KEN).....	2:13:04	10. Sheri Piers (37, ME).....	2:37:04

114th Boston Marathon – Monday, April 19, 2010

Robert Kiprono Cheruiyot from Kenya ran from Hopkinton to Boston 82 seconds faster than anyone in Boston Marathon history at that time. With a time of 2:05:52, he beat the 2006 record of 2:07:14 set by Robert Kipkoech Cheruiyot (no relation). Fourth-place finisher Ryan Hall set a new American course record (2:08:41). Teyba Erkeso of Ethiopia survived a late surge by Tatyana Pushkareva of Russia for a three-second victory, finishing with a time of 2:26:11. Over three years, the women's race was decided by a combined six seconds. Marking 25 years of race partnership, principal sponsor John Hancock provided \$831,000 in prize money, with Cheruiyot receiving a \$25,000 bonus for setting the course record. Through runners in the Boston Marathon, the Official Charity Program surpassed the \$100 million mark since its inception in 1989, with \$10.2 million raised in 2010. With 9,772 women among 23,126 official starters, 2010 had the most women starters in Boston Marathon history, and the highest percentage of women with 42.25% of the field.

1. Robert Kiprono Cheruiyot (21, KEN).....	2:05:52 †	1. Teyba Erkeso (27, ETH).....	2:26:11
2. Tekeste Kebede (28, ETH).....	2:07:23	2. Tatyana Pushkareva (24, RUS).....	2:26:14
3. Deriba Merga (29, ETH).....	2:08:39	3. Salina Kosgei (33, KEN).....	2:28:35
4. Ryan Hall (27, CA).....	2:08:41 *	4. Waynished Girma (24, ETH).....	2:28:36
5. Meb Keflezighi (34, CA).....	2:09:26	5. Bruna Genovese (33, ITA).....	2:29:12
6. Gashaw Asfaw (31, ETH).....	2:10:53	6. Yurika Nakamura (24, JPN).....	2:30:40
7. John Komen (32, KEN).....	2:11:48	7. Weiwei Sun (25, CHN).....	2:31:14
8. Moses Kigen Kipkosgei (27, KEN).....	2:12:04	8. Albina Mayorova-Ivanova (32, RUS).....	2:31:55
9. Jason Lehmkuhle (32, MN).....	2:12:24	9. Agnes Kiproop (30, KEN).....	2:33:21
10. Alejandro Suarez (29, MEX).....	2:12:33	10. Koren Yal (23, ETH).....	2:33:48

† Course Record * American Course Record

115th Boston Marathon — Monday, April 18, 2011

Men's winner Geoffrey Mutai from Kenya ran the then world's fastest marathon in 2:03:02. Moses Mosop finished his debut at the marathon distance in a time of 2:03:06, the second-fastest time in marathon history. Ryan Hall broke his own American course record, again placing fourth. Caroline Kilel of Kenya and Desiree Davila of the United States exchanged surges on Boylston Street with Kilel emerging as the winner by two seconds with a time of 2:22:36. Davila became the fastest American woman ever to run the Boston Marathon with her time of 2:22:38 (a record that was eventually broken by Massachusetts native Shalane Flanagan). Sponsored by John Hancock, the B.A.A. awarded more than \$806,000 in prize money and \$92,500 in bonus awards. The 24 Boston Marathon Official Charities, through runners in the 115th Boston Marathon, combined to raise more than \$10.2 million. Together with principal sponsor John Hancock's non-profit bib program, the total amount of funds raised was \$15.5 million.

1. Geoffrey Mutai (29, KEN)	2:03:02##	1. Caroline Kilel (30, KEN)	2:22:36
2. Moses Mosop (25, KEN)	2:03:06	2. Desiree Davila (27, MI)	2:22:38
3. Gebregziabher Gebremariam (26, ETH)	2:04:53	3. Sharon Cherop (27, KEN)	2:22:42
4. Ryan Hall (28, CA)	2:04:58 *	4. Caroline Rotich (26, KEN)	2:24:26
5. Abreham Cherkos (21, ETH)	2:06:13	5. Kara Goucher (32, OR)	2:24:52
6. Robert Kiprono Cheruiyot (22, KEN)	2:06:43	6. Dire Tune (25, ETH)	2:25:08
7. Philip Kimutai Sanga (27, KEN)	2:07:10	7. Werkesh Kidane (29, ETH)	2:26:15
8. Deressa Chimsa (34, ETH)	2:07:39	8. Yolanda Caballero (29, COL)	2:26:17
9. Bekana Daba (22, ETH)	2:08:03	9. Alice Timbilili (28, KEN)	2:26:34
10. Robert Kipchumba (27, KEN)	2:08:44	10. Yuliya Ruban (27, UKR)	2:27:00

116th Boston Marathon — Monday, April 16, 2012

The 116th running of the Boston Marathon was certainly a hotly contested battle between some of Kenya's best. In the men's race, it came down to the last few miles, with Wesley Korir pulling away from Levy Matebo to win in 2:12:40 to 2:13:06; the fourth-slowest winning time in the past 35 years. The women's race was not to be outdone in last-gasp moments as well, with Kenya's Sharon Cherop bursting ahead just after the turn onto Boylston Street to take home the victory in 2:31:50; the seventh-slowest time in the past 35 years. Second place went to Kenya's Jemima Jelagat Sumgong in 2:31:52. In the last five years, the women's race has been decided by a combined time of 10 seconds. Through John Hancock's sponsorship for the 27th year, more than \$823,000 in prize money was awarded by the B.A.A. to the top finishers. The Boston Marathon Charity Program, in its 24th year of enabling selected charitable organizations to raise millions of dollars for worthwhile causes, together with 31 participating charities, raised more than \$11 million. Temperatures reached 87-degrees in Boston, making for one of the warmest races in recent years.

1. Wesley Korir (29, KEN)	2:12:40	1. Sharon Cherop (28, KEN)	2:31:50
2. Levy Matebo (22, KEN)	2:13:06	2. Jemima Jelagat Sumgong (27, KEN)	2:31:52
3. Bernard Kipyego (25, KEN)	2:13:13	3. Georgina Rono (31, KEN)	2:33:09
4. Jason Hartmann (31, CO)	2:14:31	4. Firehiwot Dado (28, ETH)	2:34:56
5. Wilson Chebet (26, KEN)	2:14:56	5. Diana Sigei (24, KEN)	2:35:40
6. Laban Korir (26, KEN)	2:15:29	6. Rita Jeptoo (31, KEN)	2:35:53
7. Michel Butter (26, NED)	2:16:38	7. Mayumi Fujita (28, JPN)	2:39:11
8. David Barmasai (23, KEN)	2:17:16	8. Nadezdha Leonteva (27, RUS)	2:40:40
9. Hideaki Tamura (23, JPN)	2:18:15	9. Genet Getaneh (26, ETH)	2:42:11
10. Mathew Kisorio (22, KEN)	2:18:15	10. Sheila Croft (37, WA)	2:48:31

* American Course Record ## World Best & Course Record

117th Boston Marathon — Monday, April 15, 2013

With temperatures in the 50s and minimal winds, the men's field chose to approach the first half of the race more tactically than the conditions offered. However, it was Kenya's Micah Kogo, Ethiopia's Gebre Gebremariam, and his countryman Lelisa Desisa who eventually emerged as contenders. Gebremariam tried to make a break in the final mile, but Desisa was more than ready. He accelerated into an overdrive that his combatants simply could not match. At the line, the time of 2:10:22 was reflective of the early cautious tactics; but, it also revealed a dominating, five-second margin over the second-place Kogo and six seconds over Gebremariam in third. On the women's side, several newcomers to Boston took a chance to run away with the race in the early miles. But it was a familiar face that ultimately came out on top. Returning to the site of her 2006 victory, Kenya's Rita Jeptoo turned onto the final stretch with a comfortable lead. Jeptoo's winning time of 2:26:25 was 33 seconds ahead of runner-up Meseret Hailu of Ethiopia. 2012 champion Sharon Cherop (KEN) was third, in 2:27:01. Over \$805,000 in prize money was awarded to the top finishers. As runners were racing toward the finish line, tragedy struck when two explosions went off in the final stretch of Boylston Street. Responding heroically, medical personnel, volunteers, law enforcement, and spectators quickly came to the aid of the many injured. Four lives were lost due to the explosions and attacks in Boston. In the aftermath of April 15, 2013, runners and citizens from around the globe united as one to celebrate the strength and resiliency of the community. "Boston Strong" became a rallying cry for all to gather around, exemplifying our determination to prevail stronger through adversity. More than 5,000 participants were unable to finish the race, in the aftermath of the tragedy that disrupted the 2013 Boston Marathon.

1. Lelisa Desisa (23, ETH).....	2:10:22	1. Rita Jeptoo (32, KEN).....	2:26:25
2. Micah Kogo (26, KEN).....	2:10:27	2. Meseret Hailu (22, ETH).....	2:26:58
3. Gebregziabher Gebremariam (28, ETH).....	2:10:28	3. Sharon Cherop (29, KEN).....	2:27:01
4. Jason Hartmann (32, CO).....	2:12:12	4. Shalane Flanagan (31, OR).....	2:27:08
5. Wesley Korir (30, KEN).....	2:12:30	5. Tirfi Tsegaye (28, ETH).....	2:28:09
6. Markos Geneti (28, ETH).....	2:12:44	6. Kara Goucher (34, OR).....	2:28:11
7. Dickson Chumba (26, KEN).....	2:14:08	7. Madai Perez (33, MEX).....	2:28:59
8. Jeffrey Hunt (30, AUS).....	2:14:28	8. Diane Nukuri-Johnson (28, BDI).....	2:29:54
9. Daniel Tapia (26, CA).....	2:14:30	9. Ana Dulce Felix (30, POR).....	2:30:05
10. Craig Leon (28, OR).....	2:14:38	10. Sabrina Mockenhaupt (32, GER).....	2:30:09

118th Boston Marathon — Monday, April 21, 2014

Patriots' Day of 2014 was one to remember, as inspiring storylines played out in full force. Running with gusto and supported by thousands along the route from Hopkinton to Boston, American Meb Keflezighi broke from the field early on and ran alone out front. Keflezighi, spurred on by the thoughts of those affected by the 2013 Boston Marathon, ran to the encouraging chants of "USA! USA! USA!" Savoring the final stretch, Keflezighi turned onto Boylston Street all alone and broke the finish tape in a personal best of 2:08:37, becoming the first American men's winner since Greg Meyer in 1983. While Massachusetts native Shalane Flanagan set a blistering pace through a majority of the women's race — reaching halfway in 1:09:25 — it was defending champion Rita Jeptoo making a decisive move after the Newton hills. Increasing her tempo in the final five kilometers, Jeptoo would appear to set a course record of 2:18:57, bettering Margaret Okayo's 2002 winning time of 2:20:43. Finishing second was Ethiopia's Buzunesh Deba. Seventh place went to Flanagan, whose time of 2:22:02 was the fastest ever run by an American woman in Boston Marathon history. However, in October of 2016 the Court of Arbitration for Sport ruled that Jeptoo's 2014 Boston Marathon victory be vacated due to the use of performance enhancing drugs. From thereafter, Deba was recognized as the winner of the 2014 race and the new course record holder (2:19:59). All athletes finishing behind Deba were bumped up one position. The 2014 Boston Marathon was the second largest in event history with 31,923 official finishers.

1. Meb Keflezighi (38, CA).....	2:08:37	1. Buzunesh Deba (26, ETH).....	2:19:59†
2. Wilson Chebet (28, KEN).....	2:08:48	2. Mare Dibaba (24, ETH).....	2:20:35
3. Frankline Chepkwony (29, KEN).....	2:08:50	3. Jemima Jelagat Sumgong (29, KEN).....	2:20:41
4. Vitaliy Shafar (32, UKR).....	2:09:37	4. Meselech Melkamu (29, ETH).....	2:21:28
5. Markos Geneti (29, ETH).....	2:09:50	5. Shalane Flanagan (32, OR).....	2:22:02*
6. Joel Kimurur (26, KEN).....	2:11:03	6. Sharon Cherop (30, KEN).....	2:23:00
7. Nicholas Arciniaga (30, AZ).....	2:11:47	7. Philes Ongori (27, KEN).....	2:23:22
8. Jeffrey Eggleston (29, CO).....	2:11:57	8. Desiree Linden (30, MI).....	2:23:54
9. Paul Lonyangata (31, KEN).....	2:12:34	9. Belaynesh Oljira (23, ETH).....	2:24:21
10. Josphat Boit (30, CA).....	2:12:52	10. Yeshi Esayias (28, ETH).....	2:27:40

† Course Record * American Course Record

119th Boston Marathon — Monday, April 20, 2015

Despite a consistent rain, cold temperatures, and a biting wind, the 2015 Boston Marathon did not disappoint, with a pair of races playing out in dramatic fashion. Two years after winning his first Boston Marathon title, Ethiopia's Lelisa Desisa returned to Boston seeking to reclaim the champion's medal. After battling with fellow countryman Yemane Adhane Tsegay as they entered Boston, Desisa broke away and defiantly pushed on through the elements, winning in 2:09:17. With his victory, Desisa became the first Ethiopian to win the men's race twice. In the women's race, Caroline Rotich of Kenya used a finely timed surge on Boylston Street to outlast Ethiopia's Mare Dibaba, winning her first Boston Marathon title with a time of 2:24:55. Rotich, who trained in Santa Fe, New Mexico, became the fifth consecutive women's open champion to hail from Kenya. A remarkable 98.6 percent of those who started the race finished, including athletes from all 50 states and 89 countries. Perhaps most impressive were the 9,000 volunteers who withstood the harsh conditions to help make the 2015 Boston Marathon a success.

1. Lelisa Desisa (25, ETH)	2:09:17	1. Caroline Rotich (30, KEN).....	2:24:55
2. Yemane Adhane Tsegay (30, ETH).....	2:09:48	2. Mare Dibaba (25, ETH)	2:24:59
3. Wilson Chebet (29, KEN)	2:10:22	3. Buzunesh Deba (27, ETH).....	2:25:09
4. Bernard Kipyego (28, KEN)	2:10:47	4. Desiree Linden (31, MI).....	2:25:39
5. Wesley Korir (32, KEN)	2:10:49	5. Sharon Cherop (31, KEN)	2:26:05
6. Frankline Chepkwony (30, KEN)	2:10:52	6. Caroline Kilel (34, KEN).....	2:26:40
7. Dathan Ritzenhein (32, MI).....	2:11:20	7. Aberu Kebede (28, ETH).....	2:26:52
8. Meb Keflezighi (39, CA).....	2:12:42	8. Shure Demise (19, ETH).....	2:27:14
9. Tadese Tola (27, ETH).....	2:13:35	9. Shalane Flanagan (33, OR).....	2:27:47
10. Vitaliy Shafar (33, UKR).....	2:13:52	10. Joyce Chepkirui (26, KEN).....	2:29:07

120th Boston Marathon — Monday, April 18, 2016

For the first time in race history, Ethiopia swept the top spots on the podium. Boston Marathon rookie Lemi Berhanu Hayle took advantage of a crystal clear day, running away from defending champion Lelisa Desisa before breaking the tape in 2:12:45. Atsede Baysa stormed back from being 37-seconds behind at 35K to win the women's race going away in 2:29:19, defeating runner-up Tirfi Tsegaye by 44 seconds. Desisa pushed the pace in front of the men's contest beginning at mile 16, joined only by Hayle. The pair would race side by side until Fenway Park came into view, when Hayle made the deciding move at an elite fluid station with a mile left. For Baysa, the winning surge also came with little over a mile remaining. Falling behind in Newton, Baysa never gave up and began to chip away at the very large lead approaching Boston. Running a 16:43 5K split from 35 to 40K, Baysa soon found herself well out in front and destined for first place. On the 50th anniversary of Bobbi Gibb's pioneering run to become the first woman to complete the Boston Marathon, Baysa gifted her Champions' Trophy to Gibb; Gibb served as the event's Grand Marshal. This year's race also kicked off Abbott World Marathon Majors Series X.

1. Lemi Berhanu Hayle (21, ETH)	2:12:45	1. Atsede Baysa (29, ETH)	2:29:19
2. Lelisa Desisa (26, ETH)	2:13:32	2. Tirfi Tsegaye (31, ETH)	2:30:03
3. Yemane Adhane Tsegay (31, ETH).....	2:14:02	3. Joyce Chepkirui (27, KEN)	2:30:50
4. Wesley Korir (33, KEN)	2:14:05	4. Jelena Prokopczuka (39, LAT)	2:32:28
5. Paul Lonyangata (23, KEN).....	2:15:45	5. Valentine Kipketer (23, KEN).....	2:33:13
6. Sammy Kitwara (29, KEN).....	2:16:43	6. Flomena Cheyech Daniel (33, KEN).....	2:33:40
7. Stephen Chebogut (31, KEN).....	2:16:52	7. Buzunesh Deba (28, ETH).....	2:33:56
8. Abdi Nageeye (27, NED).....	2:18:05	8. Fate Tola (28, ETH).....	2:34:38
9. Getu Feleke (29, ETH).....	2:18:46	9. Neely Spence Gracey (26, CO).....	2:35:00
10. Zachary Hine (28, TX).....	2:21:37	10. Mamitu Daska (32, ETH).....	2:37:31

121st Boston Marathon — Monday, April 17, 2017

A pair of Kenyans in Edna Kiplagat and Geoffrey Kirui made their Boston Marathon debuts memorable, running away with wins. Kiplagat, a two-time World Champion, waited patiently in the field through halfway before making a bold move in the 20th mile, running a 5:02 split. That was too much for challengers Rose Chelimo and Jordan Hasay to handle, and Kiplagat soon found herself well in front conquering the Newton hills. Kiplagat's only hiccup came at the 35K fluid station, when she mistakenly grabbed another runner's bottle then stopped, backtracked, and returned the drink. Continuing on alone, Kiplagat won in 2:21:52 and was greeted by her children Wendy and Carlos at the finish. Hasay claimed third in 2:23:00, the fastest debut marathon ever by an American woman. Men's champion Kirui used an impressive 4:28 split between miles 23 and 24 to solidify his win. Gradually the field dwindled down from ten men at halfway until it was just Kirui and American Galen Rupp after 20 miles. Rupp tried hard to break Kirui, but the Kenyan met every surge with another acceleration and was alone from 24 miles on. Kirui won in 2:09:37 to Rupp's 2:09:58. In his last competitive Boston Marathon, Meb Keflezighi placed 13th in 2:17:00. On the 50th anniversary of her 1967 run, pioneer Kathrine Switzer returned to Boston and completed the race in 4:44:31. Subsequently, her bib number 261 was retired by the B.A.A.

1. Geoffrey Kirui (24, KEN).....	2:09:37	1. Edna Kiplagat (37, KEN).....	2:21:52
2. Galen Rupp (30, OR).....	2:09:58	2. Rose Chelimo (27, BRN).....	2:22:51
3. Suguru Osako (25, JPN).....	2:10:28	3. Jordan Hasay (25, OR).....	2:23:00
4. Shadrack Biwott (32, CA).....	2:12:08	4. Desiree Linden (33, MI).....	2:25:06
5. Wilson Chebet (31, KEN).....	2:12:35	5. Gladys Cherono (33, KEN).....	2:27:20
6. Abdi Abdirahman (40, AZ).....	2:12:45	6. Valentine Kipketer (24, KEN).....	2:29:35
7. Augustus Maiyo (33, CO).....	2:13:16	7. Buzunesh Deba (29, ETH).....	2:30:58
8. Dino Sefir (28, ETH).....	2:14:26	8. Brigid Kosgei (23, KEN).....	2:31:48
9. Luke Puskedra (27, OR).....	2:14:45	9. Diane Nukuri (32, BDI).....	2:32:24
10. Jared Ward (28, UT).....	2:15:28	10. Ruti Aga (23, ETH).....	2:33:26

122nd Boston Marathon — Monday April 16, 2018

The 122nd Boston Marathon featured some of the worst weather conditions in race history, as driving rain, howling wind, and cold temperatures greeted participants in Hopkinton. The conditions did not let up as the races played out towards Boston, and proved advantageous for Desiree Linden (USA/MI) and Yuki Kawauchi (JPN). Linden contemplated dropping out early in the race, though chose to help her American competition through halfway before realizing she was still in the hunt for a victory. Just beyond Boston College, Linden passed Mamitu Daska and Gladys Chesir for the lead. She'd run unchallenged to a 2:39:54 victory, becoming the first American woman since 1985 to win the open division. Kawauchi also came from behind, chasing down defending champion Geoffrey Kirui with just over a mile to go. Kawauchi had led in the opening miles, only to stay conservative in the middle portion before tracking down Kirui and passing beneath the CITGO sign. Kawauchi gained more than two minutes on Kirui in the final mile before crossing the line in 2:15:58; his win was the first by a Japanese man since 1987, the same year he was born. Deeper in the results, six American men finished in the top ten, while the women's race saw a nurse anesthetist (Sarah Sellers) take a surprising second place. The B.A.A.'s own Rachel Hyland finished fourth, the highest B.A.A. finish since Patti Dillon's runner-up placing in 1979.

1. Yuki Kawauchi (31, JPN).....	2:15:58	1. Desiree Linden (34, MI).....	2:39:54
2. Geoffrey Kirui (25, KEN).....	2:18:23	2. Sarah Sellers (26, AZ).....	2:44:04
3. Shadrack Biwott (33, CA).....	2:18:35	3. Krista Duchene (41, CAN).....	2:44:20
4. Tyler Pennel (30, NC).....	2:18:57	4. Rachel Hyland (31, MA).....	2:44:29
5. Andrew Bumbalough (31, OR).....	2:19:52	5. Jessica Chichester (31, NY).....	2:45:23
6. Scott Smith (31, AZ).....	2:21:47	6. Nicole Dimercurio (27, NC).....	2:45:52
7. Abdi Nageeye (29, NED).....	2:23:16	7. Shalane Flanagan (36, OR).....	2:46:31
8. Elkanah Kibet (34, CO).....	2:23:37	8. Kimi Reed (30, MO).....	2:46:47
9. Reid Coolsaet (38, CAN).....	2:25:02	9. Edna Kiplagat (38, KEN).....	2:47:14
10. Daniel Vassallo (32, MA).....	2:27:50	10. Hiroko Yoshitomi (34, JPN).....	2:48:29

123rd Boston Marathon — Monday April 15, 2019

The 123rd Boston Marathon was a tale of two races: one thrilling sprint finish and one dominant runaway victory. Kenya's Lawrence Cherono and Ethiopia's Lelisa Desisa ran in unison through Kenmore Square, up Hereford Street, and down Boylston Street fighting for the top spot on the podium with challenger Kenneth Kipkemai (KEN) close behind. Cherono and Desisa would trade leads and battle to the closest men's finish since 2000, with Cherono taking the win by a mere two seconds, 2:07:57 to 2:07:59. Cherono's winning move came in the final 50 meters. In the women's race, Ethiopia's Worknesh Degefa bid adieu to the rest of the field in the sixth mile, racing the rest of the way well out in front. Degefa's lead grew to nearly three minutes before fatigue began to set in around 35K, yet she would not relinquish first place. Degefa crossed the line in 2:23:31, 42 seconds ahead of Edna Kiplagat (KEN) while American Jordan Hasay was third in 2:25:20. Among notable finishers of the 2019 race were Marko Cheseto, who recorded the fastest time ever by a double-leg amputee (2:42:24), and Joan Benoit Samuelson, who ran 3:04:00 on the 40th anniversary of her 1979 victory. A separate Elite Men's start was incorporated this year, two minutes in front of the Open start. The 2019 Boston Marathon marked the first time the race was held on April 15, One Boston Day, since the tragic events of 2013.

1. Lawrence Cherono (30, KEN)	2:07:57	1. Worknesh Degefa (28, ETH).....	2:23:31
2. Lelisa Desisa (29, ETH)	2:07:59	2. Edna Kiplagat (39, KEN)	2:24:13
3. Kenneth Kipkemai (34, KEN)	2:08:07	3. Jordan Hasay (27, CA)	2:25:20
4. Felix Kandie (32, KEN).....	2:08:54	4. Meskerem Assefa (27, ETH)	2:25:40
5. Geoffrey Kirui (26, KEN).....	2:08:55	5. Desiree Linden (35, MI).....	2:27:00
6. Philemon Rono (28, KEN)	2:08:57	6. Caroline Rotich (34, KEN).....	2:28:27
7. Scott Fauble (27, AZ)	2:09:09	7. Mary Ngugi (30, KEN).....	2:28:33
8. Jared Ward (30, UT).....	2:09:25	8. Biruktayit Eshetu (28, ETH)	2:29:10
9. Festus Talam (24, KEN).....	2:09:25	9. Lindsay Flanagan (28, IL).....	2:30:07
10. Benson Kipruto (28, KEN).....	2:09:53	10. Betsy Saina (30, KEN).....	2:30:32

124th Boston Marathon / Boston Marathon Virtual Experience — September 5-14, 2020

The 124th Boston Marathon was postponed from its traditional April date and ultimately held as a fully virtual event due to the coronavirus pandemic. Entrants had ten days from September 5-14 to complete 26.2 miles in one continuous run to earn their unicorn medal and be recognized as a Boston Marathon finisher. In total, 16,183 finishers—90% of the field—from 84 countries and all 50 U.S. states finished the Boston Marathon Virtual Experience, bringing the spirit of Boston to neighborhoods around the globe. The fastest men's and women's finishers were Kenya's Felix Kandie (2:19:05) and New Jersey's Beth Marzigliano (2:45:54)

125th Boston Marathon — October 11, 2021

For the first time in race history, the Boston Marathon was held in the fall. Postponed from Patriots' Day to October 11 due to the coronavirus pandemic, the 125th edition marked the return to road racing in Boston after a 910 day hiatus. In the men's race, American CJ Albertson (running on his 28th birthday) took an early lead in Hopkinton and gapped the field by more than two minutes at halfway. Albertson led until the Newton hills, where he was passed in the 20th mile by a large pack of contenders. Kenya's Benson Kipruto took command two miles later and powered away for his first Boston victory in 2:09:51. Edna Kiplagat made it a clean sweep for Kenya atop the podium, winning her second Boston Marathon title in a master's course record of 2:25:09. Kiplagat was declared the champion in December, 2022 after the Athletics Integrity Unit found that Diana Kipyokei, the initial first-place finisher, had tested positive for a banned substance. Her results from the race were ultimately disqualified, and Kiplagat was declared the winner. Top American honors went to Colin Bennie (a Massachusetts native and graduate of Wachusett Regional High School) and Nell Rojas. More than 22,000 additional participants completed the Virtual 125th Boston Marathon in neighborhoods around the world.

1. Benson Kipruto (30, KEN).....	2:09:51	1. Edna Kiplagat (41, KEN).....	2:25:09#
2. Lemi Berhanu (27, ETH).....	2:10:37	2. Mary Ngugi (32, KEN).....	2:25:20
3. Jemal Yimer (25, ETH)	2:10:38	3. Monicah Ngige (27, KEN).....	2:25:32
4. Tsedat Ayana (25, ETH).....	2:10:47	4. Netsanet Gudeta (30, ETH).....	2:26:09
5. Leonard Barsoton (26, KEN).....	2:11:11	5. Nell Rojas (33, CO).....	2:27:12
6. Bayelign Teshager (21, ETH)	2:11:16	6. Workenesh Edesa (29, ETH)	2:27:38
7. Colin Bennie (26, VA)	2:11:26	7. Atsede Baysa (34, ETH).....	2:28:04
8. Dejene Debela (26, ETH).....	2:11:38	8. Biruktayit Eshetu (31, ETH).....	2:29:05
9. Wilson Chebet (36, KEN)	2:11:40	9. Tigist Abayechew (27, KEN)	2:29:06
10. CJ Albertson (28, CA)	2:11:44	10. Caroline Rotich (37, KEN)	2:29:54

Masters Course Record

126th Boston Marathon — April 18, 2022

In a gripping duel that fittingly celebrated the 50th anniversary of women's official participation in the Boston Marathon, Kenya's Peres Jepchirchir and Ethiopia's Ababel Yeshaneh battled to the very end on Boylston Street. Over the last 1.2 miles, the pair changed leads seven times, three on Boylston Street alone. Jepchirchir ultimately prevailed by four seconds, triumphing in 2:21:01 – the third fastest winning time in race history – and became the first woman to win an Olympic Marathon gold medal, the TCS New York City Marathon, and Boston. Yeshaneh finished second in 2:21:05, followed by Mary Ngugi (2:21:32) and Edna Kiplagat (2:21:40, setting a new masters course record). In the men's race, Kenya's Evans Chebet broke the tape in 2:06:51 after taking the lead just past Heartbreak Hill. Despite facing challenges from Gabriel Geay, Lawrence Cherono, and defending winner Benson Kipruto, Chebet ran away from a pack of 15 on the Newton hills and never looked back. His win avenged a DNF from the 2018 race in which he vowed not to return to Boston due to the tough conditions.

1. Evans Chebet, (33, KEN).....	2:06:51	1. Peres Jepchirchir (28, KEN).....	2:21:01
2. Lawrence Cherono (33, KEN).....	2:07:21	2. Ababel Yeshaneh (30, ETH).....	2:21:05
3. Benson Kipruto (31, KEN).....	2:07:27	3. Mary Ngugi (33, KEN).....	2:21:32
4. Gabriel Geay (25, TAN).....	2:07:53	4. Edna Kiplagat (42, KEN).....	2:21:40
5. Eric Kiptanui (31, KEN).....	2:08:47	5. Monicah Ngige (28, KEN).....	2:22:13
6. Albert Korir (28, KEN).....	2:08:50	6. Viola Cheptoo (33, KEN).....	2:23:47
7. Scott Fauble (30, AZ).....	2:08:52	7. Joyciline Jepkosgei (28, KEN).....	2:24:43
8. Jemal Yimer (38, ETH).....	2:08:58	8. Degitu Azimeraw (23, ETH).....	2:25:23
9. Elkanah Kibet (38, CO).....	2:09:07	9. Charlotte Purdue (30, GBR).....	2:25:26
10. Kinde Atanaw (29, ETH).....	2:09:16	10. Nell Rojas (34, CO).....	2:25:57

127th Boston Marathon — April 17, 2023

Despite on-and-off rain throughout race morning, Evans Chebet became the first man to defend his Boston Marathon title since 2008, while Kenya's Hellen Obiri – in her Boston debut – broke the tape in 2:21:38. Eliud Kipchoge, the two-time Olympic Champion and world record-holder who was running Boston for the first time, led the men's pack in the early going, with 13 athletes running just shy of course record pace through 10K. But Heartbreak Hill earned its nickname once again when Kipchoge quickly fell back out of contention before Boston College. Chebet, meanwhile, worked with training partner Benson Kipruto and Tanzania's Gabriel Geay to break away. Chebet prevailed with Geay runner-up and Kipruto third, completing an adidas sweep of the podium. For the women, the pack numbered ten through most of the Newton Hills (with American Emma Bates leading) and then five through Kenmore Square. After multiple women took turns up front, it was Olympic track medalist Obiri who managed to kick away to a 12-second victory in the final mile. Obiri won Boston in just her second attempt at the marathon. Bates finished as top American in fifth, 2:22:10, the second-fastest time ever by an American woman on the course. After 38 years, this was the final Boston Marathon with John Hancock serving as principal sponsor.

1. Evans Chebet (34, KEN).....	2:05:54	1. Hellen Obiri (33, KEN).....	2:21:38
2. Gabriel Geay (26, TAN).....	2:06:04	2. Amane Beriso (31, ETH).....	2:21:50
3. Benson Kipruto (32, KEN).....	2:06:06	3. Lonah Salpeter (34, ISR).....	2:21:57
4. Albert Korir (29, KEN).....	2:08:01	4. Ababel Yeshaneh (31, ETH).....	2:22:00
5. Zouhair Talbi (28, MAR).....	2:08:35	5. Emma Bates (30, CO).....	2:22:10
6. Eliud Kipchoge (38, KEN).....	2:09:23	6. Nazret Weldu (33, ERI).....	2:23:25
7. Scott Fauble (31, AZ).....	2:09:44	7. Angela Tanui (30, KEN).....	2:24:12
8. Hassan Chahdi (33, FRA).....	2:09:46	8. Hiwot Gebremaryam (27, ETH).....	2:24:30
9. John Korir (26, KEN).....	2:10:04	9. Mary Ngugi (34, KEN).....	2:24:33
10. Matt McDonald (29, MA).....	2:10:17	10. Golytom Gebreslase (28, ETH).....	2:24:34

≠ Masters Course Record

^ Fastest Boston by a Team B.A.A. Athlete

128th Boston Marathon — April 15, 2024

Sisay Lemma of Ethiopia triumphed in a largely solo run in 2:06:17, while Hellen Obiri of Kenya retained her title in 2:22:37. Despite finishing 30th in his Boston debut in 2019 and failing to finish in 2017 and 2022, Lemma took the pace out hard through halfway in 1:00:19, a staggering minute and 39 seconds ahead of course record pace (and nearly two minutes ahead of the field). Running from just past 5K to the finish by himself, he'd win by 41 seconds. The women's race could not have played out more differently, with a pack of 15 passing halfway in 1:12:33. By mile 23, it came down to three: Edna Kiplagat, Obiri, and Sharon Lokedi. Through Kenmore Square Obiri took command and never looked back, becoming the first woman since Catherine Ndereba in 2005 to repeat. Ultimately Lemma and Obiri were both named to their country's Olympic teams. Top American honors went to CJ Albertson, seventh in a personal best 2:09:53 just 10 weeks after placing fifth in the U.S. Olympic Team Trials – Marathon, and Emma Bates, 12th in 2:27:14. This was the first year the event was presented by Bank of America.

1. Sisay Lemma (33, ETH).....	2:06:17	1. Hellen Obiri (34, KEN).....	2:22:37
2. Mohamed Esa (23, ETH).....	2:06:58	2. Sharon Lokedi (30, KEN).....	2:22:45
3. Evans Chebet (35, KEN).....	2:07:22	3. Edna Kiplagat (44, KEN).....	2:23:21
4. John Korir (27, KEN).....	2:07:40	4. Buze Diriba (30, ETH).....	2:24:04
5. Albert Korir (30, KEN).....	2:07:47	5. Senbere Teferi (28, ETH).....	2:24:04
6. Isaac Mpofo (35, ZIM).....	2:08:17	6. Mary Ngugi (35, KEN).....	2:24:24
7. CJ Albertson (30, CA).....	2:09:53	7. Workenesh Edesa (31, ETH).....	2:24:47
8. Yuma Morii (33, JPN).....	2:09:59	8. Fatima Gardadi (32, MAR).....	2:24:53
9. Cybrian Kotut (31, KEN).....	2:10:29	9. Tiruye Mesfin (22, ETH).....	2:24:58
10. Zouhair Talbi (29, MAR).....	2:10:45	10. Dera Dida (27, ETH).....	2:25:16

5. Course Records

Permanent Course Records.....	110
Progression of Course Records	112
Men's Open Division.....	112
Men's Masters Division	112
Women's Open Division.....	113
Women's Masters Division	113
Checkpoint Course Records	114
Men's Checkpoint.....	114
Women's Checkpoint	115
Course Record Splits — Boston Marathon	116
Complete Splits of Geoffrey Mutai's 2011 Record Run.....	118
Complete Splits of Buzunesh Deba's 2014 Record Run	119

PERMANENT COURSE RECORDS

MEN, 1897–2024

Time	Course Distance (Years)	Name (Home)	Date
2:18:10	24-1/2 Miles..... (1897–1923)	Clarence H. DeMar..... (Melrose, MA)	19 APR 1922
2:25:40	26 Miles, 209 Yards..... (1924–1926)	John C. Miles..... (Sydney Mines, Nova Scotia)	19 APR 1926
	<i>Course found to be 176 yards short.</i>		
2:25:39	26 Miles, 385 Yards..... (1927–1950)	Yun Bok Suh..... (Korea)	19 APR 1947
2:14:14	25 Miles, 1,232 Yards..... (1951–1956)	Antti Viskari..... (Finland)	19 APR 1956
	<i>Course remeasured and found to be 1,183 yards short due to road construction since 1951.</i>		
2:18:58	26 Miles, 385 Yards..... (1957–1964)	Aurele Vandendriessche..... (Belgium)	19 APR 1963
	<i>Last race to finish on Exeter Street.</i>		
2:08:52	26 Miles, 385 Yards..... (1965–1985)	Alberto Salazar..... (Wayland, MA)	19 APR 1982
	<i>Race finished in front of the Prudential Building. The starting line was moved back 389 yards to accommodate this finish.</i>		
2:03:02	26 Miles, 385 Yards..... (1986–Present)	Geoffrey Mutai..... (Eldoret, Kenya)	18 APR 2011
	<i>Race finishes adjacent to the Boston Public Library in Copley Square.</i>		

WOMEN, 1972-2024

Time	Course Distance (Years)	Name (Home)	Date
2:22:43	26 Miles, 385 Yards (1972-1985)	Joan Benoit..... (Watertown, MA)	18 APR 1983
<i>Race finished in front of the Prudential Building. The starting line was moved back 389 yards to accommodate this finish.</i>			
2:19:59	26 Miles, 385 Yards (1986-Present)	Buzunesh Deba..... (Arsi, Ethiopia)	21 APR 2014

Race finishes adjacent to the Boston Public Library in Copley Square.

PROGRESSION OF COURSE RECORDS

MEN'S OPEN DIVISION, 1927–2024

Time	Name	Home	Date
2:40:22	Clarence H. DeMar	Melrose, MA	19 APR 1927
2:37:07	Clarence H. DeMar	Melrose, MA	19 APR 1928
2:33:08	John C. Miles	Hamilton, Ontario, Canada	19 APR 1929
2:31:01	Leslie S. Pawson	Pawtucket, RI	19 APR 1933
2:28:51	Ellison M. Brown	Alton, RI	19 APR 1939
2:28:28	Gerard A. Cote	St. Hyacinthe, Quebec, Canada	19 APR 1940
2:26:51	Bernard Joseph Smith	Medford, MA	19 APR 1942
2:25:39	# Yun Bok Suh	Korea	19 APR 1947
2:20:05	John J. Kelley	Groton, CT	19 APR 1957
2:18:58	Aurele Vandendriessche	Belgium	19 APR 1963
2:16:33	Morio Shigematsu	Japan	19 APR 1965
2:15:45	David C. McKenzie	New Zealand	19 APR 1967
2:13:49	Yoshiaki Unetani	Japan	21 APR 1969
2:10:30	Ron Hill	England	20 APR 1970
2:09:55	* Bill Rodgers	Jamaica Plain, MA	21 APR 1975
2:09:27	* Bill Rodgers	Melrose, MA	16 APR 1979
2:09:26	Toshihiko Seko	Japan	20 APR 1981
2:08:52	* Alberto Salazar	Wayland, MA	19 APR 1982
2:07:51	Robert de Castella	Canberra, Australia	21 APR 1986
2:07:15	Cosmas Ndeti	Machakos, Kenya	18 APR 1994
2:07:14	Robert Kipkoech Cheruiyot	Nandi District, Kenya	17 APR 2006
2:05:52	Robert Kiprono Cheruiyot	Bomet District, Kenya	19 APR 2010
2:03:02	Geoffrey Mutai	Eldoret, Kenya	18 APR 2011

(NOTE: The course was found to be only 25 miles, 1,232 yards during the years 1951–1956.
Please refer to the “Champions” chapter for winning times during this period.)

MEN'S MASTERS DIVISION 1975–2024

Time	Name (Home)	Age	Date
2:30:00	Robert Frankum (NY)	41	21 APR 1975
2:22:30	Jack Foster (New Zealand)	43	19 APR 1976
2:20:47	Fritz Mueller (NY)	41	17 APR 1978
2:20:15	Roger Robinson (New Zealand)	45	16 APR 1984
2:19:04	Michael Hurd (Great Britain)	40	21 APR 1986
2:17:53	Ryszard Marczak (Poland)	43	18 APR 1988
2:14:19	John Campbell (New Zealand)	40	17 APR 1989
2:11:04	# John Campbell (New Zealand)	41	16 APR 1990
	* American Record		
	# World Record		

WOMEN'S OPEN DIVISION, 1966–2024

Time		Name	Home	Date
3:21:40	√	Roberta (Bobbi) Gibb.....	Winchester, MA	19 APR 1966
3:05:07	√	Sara Mae Berman	Cambridge, MA.....	20 APR 1970
3:10:26		Nina Kuscsik.....	South Huntington, NY.....	17 APR 1972
3:05:59		Jacqueline A. Hansen	Granada Hills, CA	16 APR 1973
2:47:11		Michiko (Miki) Gorman.....	Los Angeles, CA	15 APR 1974
2:42:24	#	Liane Winter	Wolfsburg, West Germany.....	21 APR 1975
2:35:15	*	Joan Benoit	Cape Elizabeth, ME.....	16 APR 1979
2:34:28		Jacqueline Gareau	Quebec, Canada	21 APR 1980
2:26:46		Allison Roe.....	New Zealand	20 APR 1981
2:22:43	#	Joan Benoit	Watertown, MA	18 APR 1983
2:21:45		Uta Pippig.....	Berlin, Germany	18 APR 1994
2:20:43		Margaret Okayo	Kisii, Kenya	15 APR 2002
2:19:59		Buzunesh Deba	Arsi, Ethiopia.....	21 APR 2014

(NOTE: The women's division was not officially established until 1972.

Records set before 1972 are therefore part of the Pioneer Era.)

WOMEN'S MASTERS DIVISION 1975–2024

Time		Name (Home)	Age	Date
3:21:38		Sylvia Weiner (Canada).....	44	21 APR 1975
2:52:27		Michiko (Miki) Gorman (CA)	40	19 APR 1976
2:48:33		Michiko (Miki) Gorman (CA)	41	18 APR 1977
2:32:47		Evy Palm (Sweden).....	44	21 APR 1986
2:30:48		Priscilla Welch (Great Britain)	43	18 APR 1988
2:27:58		Firaya Sultanova-Zhdanova (Russia).....	40	15 APR 2002
2:25:09		Edna Kiplagat (Kenya).....	41	11 OCT 2021
2:21:40		Edna Kiplagat (Kenya).....	42.....	18 APR 2022

* American Record

World Record

√ Pioneer Era

CHECKPOINT COURSE RECORDS

MEN'S CHECKPOINT RECORDS

Checkpoint	Time	Name	Year
5 Kilometers	14:04	Simon Robert Naali	1990
5 Miles	22:28	Sisay Lemma	2024
10 Kilometers	28:28	Sisay Lemma	2024
15 Kilometers	42:43	Sisay Lemma	2024
10 Miles	45:53	Sisay Lemma	2024
20 Kilometers	57:13	Sisay Lemma	2024
1/2 Marathon	1:00:19	Sisay Lemma	2024
15 Miles	1:09:12	Sisay Lemma	2024
25 Kilometers	1:11:44	Sisay Lemma	2024
30 Kilometers	1:26:56	Sisay Lemma	2024
20 Miles	1:33:48	Sisay Lemma	2024
35 Kilometers	1:42:35	Geoffrey Mutai	2011
40 Kilometers	1:56:48	Geoffrey Mutai	2011
25 Miles	1:57:30	Geoffrey Mutai	2011
Finish	2:03:02	Geoffrey Mutai	2011

Half-Marathon Records

1st Half	1:00:19	Sisay Lemma	2024
2nd Half	1:01:04	Geoffrey Mutai	2011

WOMEN'S CHECKPOINT RECORDS

Checkpoint	Time	Name	Year
5 Kilometers	15:59	Sun Yingjie.....	1999
.....	15:49*	Joan Benoit.....	1983
5 Miles.....	25:35	Joan Benoit.....	1983
10 Kilometers.....	32:31	Sun Yingjie.....	1999
.....	32:00*	Joan Benoit.....	1983
15 Kilometers	49:05	Shalane Flanagan	2014
.....	48:08*	Joan Benoit.....	1983
10 Miles.....	51:38	Joan Benoit.....	1983
20 Kilometers.....	1:05:48	Shalane Flanagan	2014
.....	1:04:49*	Joan Benoit.....	1983
1/2 Marathon.....	1:08:22	Joan Benoit.....	1983
15 Miles.....	1:18:56	Joan Benoit.....	1983
25 Kilometers.....	1:22:25	Shalane Flanagan	2014
.....	1:21:34*	Joan Benoit.....	1983
30 Kilometers.....	1:39:18	Shalane Flanagan	2014
.....	1:38:05*	Joan Benoit.....	1983
20 Miles.....	1:46:44	Joan Benoit.....	1983
35 Kilometers.....	1:56:20	Mare Dibaba.....	2014
.....	1:56:08*	Joan Benoit.....	1983
40 Kilometers.....	2:12:39	Buzunesh Deba.....	2014
25 Miles.....	2:13:25	Buzenesh Deba.....	2014
Finish.....	2:19:59	Buzenesh Deba.....	2014

*Estimate: When Joan Benoit set the former world record of 2:22:43 in 1983, the course did not feature official checkpoints at every five-kilometer location. The times listed above represent Benoit's estimated time based on her actual time at the existing course checkpoints.

Half-Marathon Records

1st Half	1:08:22	Joan Benoit.....	1983
2nd Half	1:10:00	Margaret Okayo	2002

COURSE RECORD SPLITS—BOSTON MARATHON

LEADER SPLITS FOR GEOFFREY MUTAI'S 2011 COURSE RECORD RUN.

Open Men 2:03:02, Geoffrey Mutai, Kenya, 2011

MILE	CUMULATIVE TIME	SPLIT	KILOMETERS	CUMULATIVE TIME	SPLIT
1	0:04:39	0:04:39	5	0:14:32	0:14:32
2	0:09:19	0:04:40	10	0:29:08	0:14:36
3	0:14:00	0:04:41	15	0:43:48	0:14:40
4	0:18:31	0:04:31	20	0:58:45	0:14:57
5	0:23:18	0:04:47	Halfway/21.1 KM	1:01:58	0:03:13
6	0:28:04	0:04:46	25	1:13:16	0:11:18
7	0:32:45	0:04:41	30	1:28:24	0:15:08
8	0:37:34	0:04:49	35	1:42:35	0:14:11
9	0:42:13	0:04:39	40	1:56:48	0:14:13
10	0:47:03	0:04:50	Finish	2:03:02	0:06:14
11	0:51:53	0:04:50			
12	0:56:35	0:04:42			
13	1:01:24	0:04:49			
Halfway/13.1 Miles	1:01:58	0:00:34			
14	1:06:07	0:04:09			
15	1:10:55	0:04:48			
16	1:15:20	0:04:25			
17	1:20:14	0:04:54			
18	1:25:15	0:05:01			
19	1:30:01	0:04:46			
20	1:34:35	0:04:34			
21	1:39:18	0:04:43			
22	1:43:47	0:04:29			
23	1:48:20	0:04:33			
24	1:52:49	0:04:29			
25	1:57:32	0:04:43			
25.2	1:58:32	0:01:00			
FINISH	2:03:02	0:04:30			

LEADER SPLITS FOR BUZUNESH DEBA'S 2014 COURSE RECORD RUN.**Open Women 2:19:59, Buzunesh Deba, Ethiopia, 2014**

MILE	CUMULATIVE TIME	SPLIT	KILOMETERS	CUMULATIVE TIME	SPLIT
1	0:05:11	0:05:11	5	0:16:12	0:16:12
2	0:10:21	0:05:10	10	0:32:32	0:16:20
3	0:15:36	0:05:15	15	0:49:05	0:16:33
4	0:20:46	0:05:10	20	1:05:48	0:16:43
5	0:26:11	0:05:25	Halfway/21.1 KM	1:09:25	0:03:37
6	0:31:22	0:05:11	25	1:22:25	0:13:00
7	0:36:42	0:05:20	30	1:39:18	0:16:53
8	0:42:03	0:05:21	35	1:56:20	0:17:02
9	0:47:20	0:05:17	40	2:12:39	0:16:19
10	0:52:48	0:05:28	Finish	2:19:59	0:07:20
11	0:58:11	0:05:23			
12	1:03:27	0:05:16			
13	1:08:50	0:05:23			
Halfway/13.1 Miles	1:09:25	0:00:35			
14	1:14:08	0:04:43			
15	1:19:35	0:05:27			
16	1:24:46	0:05:11			
17	1:30:17	0:05:31			
18	1:35:50	0:05:33			
19	1:41:11	0:05:21			
20	1:46:45	0:05:34			
21	1:52:30	0:05:45			
22	1:57:47	0:05:17			
23	2:03:01	0:05:14			
24	2:08:12	0:05:11			
25	2:13:25	0:05:13			
25.2	2:14:33	0:01:08			
FINISH	2:19:59	0:05:26			

COMPLETE SPLITS OF GEOFFREY MUTAI'S 2011 COURSE RECORD RUN

In 2011, Geoffrey Mutai from Kenya rewrote the Boston Marathon course record by 2 minutes and 50 seconds. The two tables below offer a closer look at Geoffrey Mutai's record run. The first table compares Geoffrey Mutai's time at each of the 14 checkpoints along the course to the checkpoint record. The previous record of 2:05:52 was set by Robert Kiprono Cheruiyot in 2010. The second table compares Geoffrey Mutai's times at each checkpoint to the times of Robert Kiprono Cheruiyot.

COMPARING GEOFFREY MUTAI'S TIMES TO THE CHECKPOINT RECORDS

Location	Mutai's Time	Place	Record	Holder	Mutai's +/-
5 Kilometers	14:32	In Lead Pack	14:04	Simon Robert Naali ('90)	+0:28
5 Miles	23:18	In Lead Pack	23:05	Juma Ikangaa ('90)	+0:13
10 Kilometers	29:08	In Lead Pack	28:43	Simon Karori ('92)	+0:00
15 Kilometers	43:48	In Lead Pack	43:29	Naali ('90)	+0:19
10 Miles	47:03	3rd	46:53	Ikangaa ('90)	+0:10
20 Kilometers	58:45	4th	58:41	Ikangaa ('90)	+0:04
1/2 Marathon	1:01:58	3rd	1:02:01	Ikangaa ('90)	-0:03
15 Miles	1:10:54	2nd	1:11:15	Ikangaa ('90)	-0:21
25 Kilometers	1:13:16	1st	1:13:51	Ikangaa ('90)	-0:35
30 Kilometers	1:28:24	1st	1:29:11	Robert Kipkoach Cheruiyot ('08)	-0:47
20 Miles	1:34:05	1st	1:36:10	Robert Kipkoach Cheruiyot ('08)	-2:05
35 Kilometers	1:42:35	1st	1:44:47	Robert Kiprono Cheruiyot ('10)	-2:12
40 Kilometers	1:56:48	1st	1:59:21	Robert Kiprono Cheruiyot ('10)	-2:33
25 Miles	1:57:30	1st	2:00:30	Robert Kiprono Cheruiyot ('10)	-2:36
Finish	2:03:02	1st	2:05:50	Robert Kiprono Cheruiyot ('10)	-2:50

COMPARING GEOFFREY MUTAI'S TIMES TO THE FORMER RECORD

Location	Mutai (2011)	Cheruiyot (2010)	Mutai's +/-
5 Kilometers	14:32	14:53	-0:21
5 Miles	23:18	24:16	-1:02
10 Kilometers	29:08	30:08	-1:00
15 Kilometers	43:48	44:58	-1:10
10 Miles	47:03	48:08	-1:05
20 Kilometers	58:45	1:00:12	-1:27
1/2 Marathon	1:01:58	1:03:27	-1:29
15 Miles	1:10:54	1:12:32	-1:38
25 Kilometers	1:13:16	1:14:58	-1:42
30 Kilometers	1:28:24	1:29:58	-1:34
20 Miles	1:34:05	1:36:27	-2:22
35 Kilometers	1:42:35	1:44:47	-2:12
40 Kilometers	1:56:48	1:59:21	-2:33
25 Miles	1:57:30	2:00:06	-2:36
Finish	2:03:02	2:05:52	-2:50

COMPLETE SPLITS OF BUZUNESH DEBA'S 2014 COURSE RECORD RUN

In 2014, Buzunesh Deba established the current Boston Marathon course record of 2:19:59. The former mark of 2:20:43 was set by Margaret Okayo in 2002. In the first table below, Deba's time at each of the 14 checkpoints along the course is compared to the checkpoint record. The second table compares Deba's times at each of the 14 checkpoints to those of Okayo.

At the 2014 Boston Marathon, Kenya's Rita Jeptoo appeared to have broken the course record after running 2:18:57 to finish first. However, in October of 2016 her results were nullified by the Court of Arbitration for Sport. Deba was upgraded from runner-up to champion and was proclaimed the course record holder. Jeptoo's splits have been removed from the charts below.

COMPARING BUZUNESH DEBA'S TIMES TO THE CHECKPOINT RECORDS

Location	Deba's Time	Place	Record	Holder	Deba's +/-
5 Kilometers	16:12	In Lead Pack	15:49*	Joan Benoit ('83)	+0:23
5 Miles	26:11	In Lead Pack	25:35	Benoit ('83)	+0:36
10 Kilometers	32:34	In Lead Pack	32:00*	Benoit ('83)	+0:36
15 Kilometers	49:08	In Lead Pack	48:08*	Benoit ('83)	+1:00
10 Miles	52:48	In Lead Pack	51:38	Benoit ('83)	+1:10
20 Kilometers	1:05:50	In Lead Pack	1:04:49*	Benoit ('83)	+1:01
1/2 Marathon	1:09:28	In Lead Pack	1:08:22	Benoit ('83)	+1:06
15 Miles	1:19:35	In Lead Pack	1:18:56	Benoit ('83)	+0:39
25 Kilometers	1:22:26	In Lead Pack	1:21:34*	Benoit ('83)	+0:52
30 Kilometers	1:39:21	In Lead Pack	1:38:05*	Benoit ('83)	+1:16
20 Miles	1:46:45	In Lead Pack	1:46:44	Benoit ('83)	+0:01
35 Kilometers	1:56:23	In Lead Pack	1:56:08*	Benoit ('83)	+0:15
40 Kilometers	2:12:39	1st	2:13:39	Margaret Okayo ('02)	-1:00
25 Miles	2:13:25	1st	2:14:22	Okayo ('02)	-0:57
Finish	2:19:59	1st	2:20:43	Okayo ('02)	-0:44

* Estimate: When Joan Benoit set the former world record of 2:22:43 in 1983, the course did not feature official checkpoints at every five-kilometer location. The times listed above represent Benoit's estimated time based on her actual time at the existing course checkpoints.

COMPARING BUZUNESH DEBA'S TIMES TO THE FORMER RECORD

Location	Deba (2014)	Okayo (2002)	Deba's +/-
5 Kilometers	16:12	17:03	-0:51
5 Miles	26:11	27:13	-1:02
10 Kilometers	32:34	33:43	-1:09
15 Kilometers	49:08	50:24	-1:16
10 Miles	52:49	53:59	-1:10
20 Kilometers	1:05:50	1:07:06	-1:16
1/2 Marathon	1:09:28	1:10:43	-1:15
15 Miles	1:19:36	1:20:45	-1:09
25 Kilometers	1:22:26	1:23:32	-1:06
30 Kilometers	1:39:21	1:40:16	-0:55
20 Miles	1:46:45	1:47:30	-0:45
35 Kilometers	1:56:23	1:57:10	-0:47
40 Kilometers	2:12:39	2:13:39	-1:00
25 Miles	2:13:25	2:14:22	-0:57
Finish	2:19:59	2:20:43	-0:44

6. Top Performances

Men's All-Time Top 100 Performances.....	122
Women's All-Time Top 100 Performances.....	124
All-Time Top 10 Masters (40–49) Performances.....	126
All-Time Top 10 Veterans (50–59) Performances.....	126
All-Time Top 10 Seniors (60–69) Performances.....	127
All-Time Top 10 70+ Performances.....	127
All-Time Top 10 American Men at Boston	128
All-Time Top 10 Times by American Men at Boston	128
Top Finishes by American Men at Boston.....	129
All-Time Top 10 American Women at Boston.....	131
All-Time Top 10 Times by American Women at Boston.....	131
Top Finishes by American Women at Boston	132
All-Time Top 10 Men at Boston	133
All-Time Top 10 Times by Men at Boston.....	133
All-Time Top 10 Women at Boston	134
All-Time Top 10 Times by Women at Boston	134
Women's Champions' Overall Finish Place.....	135
All-Time Top 10 Times by Place.....	136
Margin of Victory	137
Closest Finishes	138
World Records Established at the Boston Marathon	142
American Records Established at the Boston Marathon.....	142
Career Winnings	143

MEN'S ALL-TIME TOP 100 PERFORMANCES

Rank	Time	Individual (Country/State)	Age	Place	Year
1	2:03:02	Geoffrey Mutai (Kenya)	29	1	2011
2	2:03:06	Moses Mosop (Kenya)	25	2	2011
3	2:04:53	Gebregziabher Gebremariam (Ethiopia)	26	3	2011
4	2:04:58	Ryan Hall (California)	28	4	2011
5	2:05:52	Robert Kiprono Cheruiyot (Kenya)	21	1	2010
6	2:05:54	Evans Chebet (Kenya)	34	1	2023
7	2:06:04	Gabriel Geay (Tanzania)	26	2	2023
8	2:06:06	Benson Kipruto (Kenya)	32	3	2023
9	2:06:13	Abreham Cherkos (Ethiopia)	21	5	2011
10	2:06:17	Sisay Lemma (Ethiopia)	33	1	2024
11	2:06:43	Robert Kiprono Cheruiyot (Kenya)	22	6	2011
12	2:06:51	Evans Chebet (Kenya)	33	1	2022
13	2:06:58	Mohamed Esa (Ethiopia)	23	2	2024
14	2:07:10	Phillip Kimutai Sanga (Kenya)	27	7	2011
15	2:07:14	Robert Kipkoech Cheruiyot (Kenya)	27	1	2006
16	2:07:15	Cosmas Ndeti (Kenya)	24	1	1994
17	2:07:19	Andres Espinosa (Mexico)	31	2	1994
18	2:07:21	Lawrence Cherono (Kenya)	33	2	2022
19	2:07:22	Evans Chebet (Kenya)	35	3	2024
20	2:07:23	Tekeste Kebede (Ethiopia)	28	2	2010
21	2:07:27	Benson Kipruto (Kenya)	31	3	2022
22	2:07:34	Moses Tanui (Kenya)	32	1	1998
23	2:07:37	Joseph Chebet (Kenya)	27	2	1998
24	2:07:39	Dereesa Chimsa (Ethiopia)	34	8	2011
25	2:07:40	John Korir (Kenya)	27	4	2024
26	2:07:46	Robert Kipkoech Cheruiyot (Kenya)	29	1	2008
27	2:07:47	Albert Korir (Kenya)	30	5	2024
28	2:07:51	Robert de Castella (Australia)	29	1	1986
29	2:07:52	Gert Thys (South Africa)	26	3	1998
30	2:07:53	Gabriel Geay (Tanzania)	25	4	2022
31	2:07:57	Lawrence Cherono (Kenya)	30	1	2019
32	2:07:59	Lelisa Desisa (Ethiopia)	29	2	2019
33	2:08:01	Albert Korir (Kenya)	29	4	2023
34	2:08:03	Bekana Daba (Ethiopia)	22	9	2011
35	2:08:07	Kenneth Kipkemoi (Kenya)	34	3	2019
36	2:08:08	Jackson Kipngok (Kenya)	21	3	1994
37	2:08:09	Hwang Young-Cho (Korea)	24	4	1994
38	2:08:14	Ibrahim Hussein (Kenya)	33	1	1992
39	2:08:17	Isaac Mpofo (Zimbabwe)	35	6	2024
40	2:08:19	Gelindo Bordin (Italy)	31	1	1990
41	2:08:21	Benjamin Maiyo (Kenya)	27	2	2006
42	2:08:26	Andre Ramos (Brazil)	28	4	1998
43	2:08:28	Arturo Barrios (Mexico)	31	5	1994
44	2:08:35	Lorry Boay Akonay (Tanzania)	24	6	1994
	2:08:35	Zouhair Talbi (Morocco)	28	5	2023
46	2:08:37	Meb Keflezighi (California)	38	1	2014
47	2:08:39	Deriba Merga (Ethiopia)	29	3	2010
48	2:08:41	Ryan Hall (California)	27	4	2010
49	2:08:42	Deriba Merga (Ethiopia)	28	1	2009
50	2:08:43	Ibrahim Hussein (Kenya)	29	1	1988

Rank	Time	Individual (Country/State)	Age	Place	Year
51	2:08:44	Juma Ikangaa (Tanzania)	28	2	1988
	2:08:44	Robert Kipchumba (Kenya)	27	10	2011
53	2:08:47	Bob Kempainen (Minnesota)	27	7	1994
	2:08:47	Eric Kiptanui (Kenya)	31	5	2022
55	2:08:48	Wilson Chebet (Kenya)	28	2	2014
56	2:08:50	Frankline Chepkwony (Kenya)	29	3	2014
	2:08:50	Albert Korir (Kenya)	28	6	2022
58	2:08:51	John Kagwe (Kenya)	29	5	1998
59	2:08:52	Alberto Salazar (Massachusetts)	23	1	1982
	2:08:52	Scott Fauble (Arizona)	30	7	2022
61	2:08:54	Dick Beardsley (Minnesota)	24	2	1982
	2:08:54	Felix Kandie (Kenya)	32	4	2019
63	2:08:55	Geoffrey Kirui (Kenya)	26	5	2019
64	2:08:56	German Silva (Mexico)	30	6	1998
65	2:08:57	Philemon Rono (Kenya)	28	6	2019
66	2:08:58	Jemal Yimer (Ethiopia)	38	8	2022
67	2:09:00	Greg A. Meyer (Massachusetts)	27	1	1983
68	2:09:02	Rodgers Rop (Kenya)	26	1	2002
69	2:09:04	Abderrahime Bouramdane (Morocco)	30	2	2008
70	2:09:05	Christopher Cheboiboch (Kenya)	25	2	2002
71	2:09:06	Abebe Mekonnen (Ethiopia)	25	1	1989
72	2:09:07	Elkanah Kibet (Colorado)	38	9	2022
73	2:09:08	Lucketz Swartbooi (Namibia)	28	8	1994
74	2:09:09	Scott Fauble (Arizona)	27	7	2019
75	2:09:15	John Treacy (Ireland)	30	3	1988
	2:09:15	Sammy Nyangincha (Kenya)	32	9	1994
	2:09:15	Moses Tanui (Kenya)	30	1	1996
78	2:09:16	Kinde Atanaw (Ethiopia)	29	10	2022
79	2:09:17	Lelisa Desisa (Ethiopia)	25	1	2015
80	2:09:22	Cosmas Ndeti (Kenya)	25	1	1995
81	2:09:23	Eliud Kipchoge (Kenya)	38	6	2023
82	2:09:25	Jared Ward (Utah)	30	8	2019
	2:09:25	Festus Talam (Kenya)	24	9	2019
84	2:09:26	Toshihiko Seko (Japan)	24	1	1981
	2:09:26	Ezekiel Bitok (Kenya)	30	2	1996
	2:09:26	Meb Keflezighi (California)	34	5	2010
87	2:09:27	Bill Rodgers (Massachusetts)	31	1	1979
	2:09:27	Gelindo Bordin (Italy)	29	4	1988
89	2:09:31	Ron Tabb (Oregon)	28	2	1983
90	2:09:32	Daniel Rono (Kenya)	30	2	2009
91	2:09:33	Gianni Poli (Italy)	26	5	1988
	2:09:33	Cosmas Ndeti (Kenya)	23	1	1993
93	2:09:37	Vitaliy Shafar (Ukraine)	32	4	2014
	2:09:37	Geoffrey Kirui (Kenya)	24	1	2017
95	2:09:40	Moses Tanui (Kenya)	28	10	1994
	2:09:40	Ryan Hall (California)	26	3	2009
97	2:09:43	Kim Jae-Ryong (Korea)	26	2	1993
	2:09:43	Lee Bong-Ju (Korea)	30	1	2001
	2:09:43	Lemi Berhanu (Ethiopia)	27	11	2022
100	2:09:44	Bethwell Yegon (Kenya)	29	12	2022
	2:09:44	Scott Fauble (Arizona)	31	7	2023

WOMEN'S ALL-TIME TOP 100 PERFORMANCES

Rank	Time	Individual (Country/State)	Age	Place	Year
1	2:19:59	Buzunesh Deba (Ethiopia)	26	1	2014
2	2:20:35	Mare Dibaba (Ethiopia)	24	2	2014
3	2:20:41	Jemima Jelagat Sumgong (Kenya)	29	3	2014
4	2:20:43	Margaret Okayo (Kenya)	25	1	2002
5	2:21:01	Peres Jepchirchir (Kenya)	28	1	2022
6	2:21:05	Ababel Yeshaneh (Ethiopia)	30	2	2022
7	2:21:12	Catherine Ndereba (Kenya)	29	2	2002
8	2:21:28	Meselech Melkamu (Ethiopia)	29	4	2014
9	2:21:32	Mary Ngugi (Kenya)	33	2	2022
10	2:21:38	Hellen Obiri (Kenya)	33	1	2023
11	2:21:40	Edna Kiplagat (Kenya)	42	4	2022
12	2:21:45	Uta Pippig (Germany)	28	1	1994
13	2:21:50	Amane Beriso (Ethiopia)	31	2	2023
14	2:21:52	Edna Kiplagat (Kenya)	37	1	2017
15	2:21:57	Lonah Salpeter (Israel)	34	3	2023
16	2:22:00	Ababel Yeshaneh (Ethiopia)	31	4	2023
17	2:22:02	Shalane Flanagan (Oregon)	32	5	2014
18	2:22:10	Emma Bates (Colorado)	30	5	2023
19	2:22:13	Monicah Ngige (Kenya)	28	5	2022
20	2:22:36	Caroline Kilel (Kenya)	30	1	2011
21	2:22:37	Hellen Obiri (Kenya)	34	1	2024
22	2:22:38	Desiree Davila (Michigan)	27	2	2011
23	2:22:42	Sharon Cherop (Kenya)	27	3	2011
24	2:22:43	Joan Benoit (Massachusetts)	25	1	1983
25	2:22:45	Sharon Lokedi (Kenya)	30	2	2024
26	2:22:51	Rose Chelimo (Bahrain)	27	2	2017
27	2:23:00	Sharon Cherop (Kenya)	30	6	2014
	2:23:00	Jordan Hasay (Oregon)	25	3	2017
29	2:23:21	Fatuma Roba (Ethiopia)	24	1	1998
	2:23:21	Edna Kiplagat (Kenya)	44	3	2024
31	2:23:22	Philes Ongori (Kenya)	27	7	2014
32	2:23:25	Fatuma Roba (Ethiopia)	25	1	1999
	2:23:25	Nazret Weldu (Ethiopia)	33	6	2023
34	2:23:31	Worknesh Degefa (Ethiopia)	28	1	2019
35	2:23:33	Valentina Yegorova (Russia)	30	2	1994
36	2:23:38	Rita Jeptoo (Kenya)	25	1	2006
37	2:23:43	Olga Markova (Russia)	23	1	1992
38	2:23:47	Violah Cheptoo (Kenya)	33	6	2022
39	2:23:48	Jelena Prokopcuka (Latvia)	29	2	2006
40	2:23:53	Catherine Ndereba (Kenya)	28	1	2001
41	2:23:54	Desiree Linden (Michigan)	30	8	2014
42	2:24:04	Buze Diriba (Ethiopia)	30	4	2024
	2:24:04	Senbere Teferi (Ethiopia)	28	5	2024
44	2:24:11	Reiko Tosa (Japan)	29	3	2006
45	2:24:12	Angela Tanui (Kenya)	30	7	2023
46	2:24:13	Edna Kiplagat (Kenya)	39	2	2019
47	2:24:18	Wanda Panfil (Poland)	32	1	1991
48	2:24:21	Belaynesh Oljira (Ethiopia)	23	9	2014
49	2:24:24	Mary Ngugi (Kenya)	35	6	2024
50	2:24:26	Caroline Rotich (Kenya)	26	4	2011

Rank	Time	Individual (Country/State)	Age	Place	Year
51	2:24:27	Catherine Ndereba (Kenya)	31	1	2004
52	2:24:30	Rosa Mota (Portugal)	29	1	1988
	2:24:30	Hiwot Gebremaryam (Ethiopia)	27	8	2023
54	2:24:33	Ingrid Kristiansen (Norway)	33	1	1989
	2:24:33	Mary Ngugi (Kenya)	34	9	2023
56	2:24:34	Gotytom Gebreslase (Ethiopia)	28	10	2023
57	2:24:37	Aliphine Tuliamuk (Arizona)	34	11	2023
58	2:24:43	Elfenesh Alemu (Ethiopia)	27	2	2004
	2:24:43	Joyciline Jepkosgei (Kenya)	28	7	2022
60	2:24:44	Joyciline Jepkosgei (Kenya)	29	12	2023
61	2:24:47	Workenesh Edesa (Ethiopia)	31	7	2024
62	2:24:49	Viola Cheptoo (Kenya)	34	13	2023
63	2:24:51	Nell Rojas (Colorado)	35	14	2023
64	2:24:52	Kara Goucher (Oregon)	32	5	2011
65	2:24:53	Fatima Gardadi (Morocco)	32	8	2024
66	2:24:55	Ingrid Kristiansen (Norway)	30	1	1986
	2:24:55	Caroline Rotich (Kenya)	30	1	2015
68	2:24:58	Nienke Brinkman (Netherlands)	29	15	2023
	2:24:58	Tiruye Mesfin (Ethiopia)	22	9	2024
70	2:24:59	Mare Dibaba (Ethiopia)	25	2	2015
71	2:25:06	Desiree Linden (Michigan)	33	4	2017
72	2:25:07	Celestine Chepchirchir (Kenya)	27	16	2023
73	2:25:08	Dire Tune (Ethiopia)	25	6	2011
74	2:25:09	Buzunesh Deba (Ethiopia)	27	3	2015
	2:25:09	Edna Kiplagat (Kenya)	41	1	2021
76	2:25:11	Uta Pippig (Germany)	29	1	1995
77	2:25:13	Catherine Ndereba (Kenya)	32	1	2005
78	2:25:15	Elana Meyer (South Africa)	27	3	1994
79	2:25:16	Dera Dida (Ethiopia)	27	10	2024
80	2:25:19	Alena Peterkova (Czech Republic)	33	4	1994
81	2:25:20	Svetlana Zakharova (Russia)	32	1	2003
	2:25:20	Jordan Hasay (California)	27	3	2019
	2:25:20	Mary Ngugi (Kenya)	32	2	2021
84	2:25:21	Rosa Mota (Portugal)	28	1	1987
85	2:25:23	Degitu Azimeraw (Ethiopia)	23	8	2022
86	2:25:24	Rosa Mota (Portugal)	31	1	1990
87	2:25:25	Dire Tune (Ethiopia)	22	1	2008
88	2:25:26	Charlotte Purdue (Great Britain)	30	9	2022
89	2:25:27	Olga Markova (Russia)	24	1	1993
	2:25:27	Alevtina Bikimirova (Russia)	25	2	2008
91	2:25:28	Bruna Genovese (Italy)	29	4	2006
92	2:25:32	Monicah Ngige (Kenya)	27	3	2021
93	2:25:39	Desiree Linden (Michigan)	31	4	2015
94	2:25:40	Meskerem Assefa (Ethiopia)	27	4	2019
95	2:25:48	Sara Hall (Arizona)	40	17	2023
96	2:25:51	Franziska Rochat-Moser (Switzerland)	32	2	1999
97	2:25:57	Nell Rojas (Colorado)	34	10	2022
98	2:26:01	Elfenesh Alemu (Ethiopia)	25	3	2002
99	2:26:05	Sharon Cherop (Kenya)	31	5	2015
100	2:26:09	Netsanet Gudeta (Ethiopia)	30	4	2021

ALL-TIME TOP 10 MASTERS (40–49) PERFORMANCES

TOP 10 TIMES BY MALE MASTERS AT BOSTON

Overall

Rank	Time	Individual	Home	Age	Place	Year
1	2:11:04	John Campbell	New Zealand	41	4	1990
2	2:12:32	Elkanah Kibet	Colorado	40	14	2024
3	2:12:45	Abdi Abdirahman	Arizona	40	6	2017
4	2:12:48	Joshua Kipkemboi	Kenya	43	12	2002
5	2:13:04	Fedor V. Ryzhov	Russia	42	14	2002
6	2:13:45	Migidio Bourifa	Italy	42	14	2011
7	2:13:54	Fedor V. Ryzhov	Russia	41	8	2001
8	2:14:19	John Campbell	New Zealand	40	6	1989
9	2:14:20	Andrey Kuznetsov	Russia	41	7	1999
10	2:14:47	Joshua Kipkemboi	Kenya	42	11	2001

TOP 10 TIMES BY FEMALE MASTERS AT BOSTON

Overall

Rank	Time	Individual	Home	Age	Place	Year
1	2:21:40	Edna Kiplagat	Kenya	42	4	2022
2	2:23:21	Edna Kiplagat	Kenya	44	3	2024
3	2:25:09	Edna Kiplagat	Kenya	41	1	2021
4	2:25:48	Sara Hall	Arizona	40	17	2023
5	2:27:58	Sara Hall	Arizona	41	15	2024
6	2:27:58	Viraya Sultanova-Zhdanova	Russia	40	47	2002
7	2:27:58	Malindi Elmore	Canada	42	11	2022
8	2:28:27	Des Linden	Michigan	40	16	2024
9	2:30:06	Madina Biktagirova	Russia	41	46	2006
10	2:30:48	Priscilla Welch	England	43	121	1988

ALL-TIME TOP 10 VETERANS (50–59) PERFORMANCES

TOP 10 TIMES BY MALE VETERANS AT BOSTON

Overall

Rank	Time	Individual	Home	Age	Place	Year
1	2:24:05	John Weston	Canada	50	148	1983
2	2:27:17	Ryszard Marczak	Poland	50	68	1996
3	2:30:21	Ken Rideout	Tennessee	50	121	2022
4	2:30:42	Kjell-Erik Stahl	Sweden	50	99	1996
5	2:30:57	Martin Fiz	Spain	53	37	2016
6	2:31:57	John Weston	Canada	51	244	1984
7	2:32:11	Mohammed El Yamani	France	54	127	2019
8	2:32:24	Hector Vargas	New Jersey	52	256	1984
9	2:32:53	Matt Ebner	California	52	108	2013
10	2:33:01	Edward Stabler	New York	51	414	1981

TOP 10 TIMES BY FEMALE VETERANS AT BOSTON

Overall

Rank	Time	Individual	Home	Age	Place	Year
1	2:45:32	Jenny Hitchings	California	58	45	2021
2	2:50:29	Joan Benoit Samuelson	Maine	55	865	2013
3	2:51:29	Joan Benoit Samuelson	Maine	53	670	2011
4	2:52:10	Joan Benoit Samuelson	Maine	56	1,149	2014
5	2:52:51	Jenny Hitchings	California	51	1,243	2015
6	2:53:30	Gill Fullen	Great Britain	51	743	2016
7	2:54:03	Joan Benoit Samuelson	Maine	57	1,413	2015
8	2:54:21	Anne Roden	Great Britain	53	708	2000
9	2:55:01	Christine Kennedy	California	58	1,248	2013
10	2:55:02	Susan Loken	Arizona	50	1,496	2014

ALL-TIME TOP 10 SENIORS (60-69) PERFORMANCES

TOP 10 TIMES BY MALE SENIORS AT BOSTON

Overall

Rank	Time	Individual	Home	Age	Place	Year
1	2:43:56	Clive Davies	Oregon	65	1,169	1981
2	2:45:20	Manuel Rosales Touza	Spain	60	609	1996
3	2:45:21	Jacob Nur	California	66	831	2022
4	2:45:47	Dave Walters	Illinois	60	286	2016
5	2:46:36	Rick Lee	New Jersey	62	1,213	2023
6	2:47:23	John Derek Wood	Great Britain	60	507	1991
7	2:47:58	Rick Lee	New Jersey	61	1076	2022
8	2:48:18	Kiyoshi Tanaka	Japan	60	815	1996
9	2:48:38	Terry McCluskey	Ohio	62	490	2011
10	2:48:45	Fernando Vilela	Portugal	61	1,074	2024

TOP 10 TIMES BY FEMALE SENIORS AT BOSTON

Overall

Rank	Time	Individual	Home	Age	Place	Year
1	3:03:47	Heather Knight Pech	Connecticut	60	321	2022
2	3:04:00	Joan Samuelson	Maine	61	254	2019
3	3:06:27	Mariko Yugeta	Japan	63	409	2022
4	3:10:37	Heather Knight Pech	Connecticut	61	766	2023
5	3:11:06	Dolores Valencia	California	60	577	2024
6	3:11:57	Barbara Miller	California	60	4,799	2000
7	3:12:51	Sharon Vos	Connecticut	60	5,254	2015
8	3:13:05	Elizabeth Waywell	Canada	61	585	2019
9	3:13:55	Cindy Conant	Maryland	62	1,049	2023
10	3:14:42	Yong-Son Basta	Connecticut	60	808	2024

ALL-TIME TOP 10 70+ PERFORMANCES

TOP 10 TIMES BY 70+ MEN AT BOSTON

Overall

Rank	Time	Individual	Home	Age	Place	Year
1	2:58:50	Gene Dykes	Pennsylvania	71	2,207	2019
2	3:12:38	Gene Dykes	Pennsylvania	74	5,123	2022
3	3:16:20	Gene Dykes	Pennsylvania	70	3,992	2018
4	3:16:31	Urpo Naumanen	Finland	70	4,911	2019
5	3:16:50	Susumu Ichida	Japan	71	3,991	2009
6	3:17:38	Milos Kostic	Canada	70	4,472	2011
7	3:19:09	Hernan Barreneche	Colombia	73	5,636	2013
8	3:19:26	Michael Peytour	Canada	72	3,100	1987
9	3:19:50	Frank Holst	New York	78	4,623	1979
10	3:22:22	Sandy Rutledge	Canada	71	7,809	2023

TOP 10 TIMES BY 70+ WOMEN AT BOSTON

Overall

Rank	Time	Individual	Home	Age	Place	Year
1	3:33:15	Jeannie Rice	Ohio	75	3,772	2023
2	3:38:26	Debbie Clark	Texas	70	4,625	2023
3	3:46:02	Dawn Ebbetts	New Hampshire	70	4,481	2024
4	3:46:40	Yuko Gordon	Great Britain	73	4,556	2024
5	3:48:57	Jean Marmoreo	Canada	70	13,596	2013
6	3:50:43	Vera Nystad	Norway	77	6,365	2023
7	3:53:37	Roslyn Smith	Canada	70	15,406	2019
8	3:58:06	Jeannie Rice	Ohio	74	6,240	2022
9	3:58:54	Jean Marmoreo	Canada	71	17,806	2014
10	4:00:34	Elizabeth Borrett	Canada	74	16,180	2013

ALL-TIME TOP 10 AMERICAN MEN AT BOSTON

PERFORMERS

(NOTE: The table below lists the 10 American men who have run the fastest times.)

Rank	Name	State	Time	Place	Date
1	Ryan Hall	California	2:04:58	4	18 APR 2011
2	Meb Keflezighi	California	2:08:37	1	21 APR 2014
3	Bob Kempainen	Minnesota	2:08:47	7	18 APR 1994
4	Alberto Salazar	Massachusetts	2:08:52	1	19 APR 1982
4	Scott Fauble	Arizona	2:08:52	7	18 APR 2022
5	Dick Beardsley	Minnesota	2:08:54	2	19 APR 1982
6	Greg A. Meyer	Massachusetts	2:09:00	1	18 APR 1983
7	Elkanah Kibet	Colorado	2:09:07	9	18 APR 2022
8	Jared Ward	Utah	2:09:25	8	15 APR 2019
9	Bill Rodgers	Massachusetts	2:09:27	1	16 APR 1979
10	Ron Tabb	Oregon	2:09:31	2	18 APR 1983

ALL-TIME TOP 10 TIMES BY AMERICAN MEN AT BOSTON

PERFORMANCES

(NOTE: The table below lists the 10 fastest times run by American men.)

Rank	Name	State	Time	Place	Date
1	Ryan Hall	California	2:04:48	4	18 APR 2011
2	Meb Keflezighi	California	2:08:37	1	21 APR 2014
3	Ryan Hall (2)	California	2:08:41	4	19 APR 2010
4	Bob Kempainen	Minnesota	2:08:47	7	18 APR 1994
5	Alberto Salazar	Massachusetts	2:08:52	1	19 APR 1982
5	Scott Fauble	Arizona	2:08:52	7	18 APR 2022
7	Dick Beardsley	Minnesota	2:08:54	2	19 APR 1982
8	Greg A. Meyer	Massachusetts	2:09:00	1	18 APR 1983
9	Elkanah Kibet	Colorado	2:09:07	9	18 APR 2022
10	Scott Fauble (2)	Arizona	2:09:09	7	15 APR 2019

TOP FINISHES BY AMERICAN MEN AT BOSTON

Date	Name	State	Time	Place
19 APR 1897	John J. McDermott	New York	2:55:10	1
19 APR 1898	Hamilton Gray	New York	2:45:00	2
19 APR 1899	Lawrence Brignolia	Massachusetts	2:54:38	1
19 APR 1900	John B. Maguire	Massachusetts	2:51:36	4
19 APR 1901	Samuel A. (Sammy) Mellor, Jr.	New York	2:44:34	3
19 APR 1902	Samuel A. (Sammy) Mellor, Jr.	New York	2:43:12	1
19 APR 1903	John C. Lorden	Massachusetts	2:41:29	1
19 APR 1904	Michael Spring	New York	2:38:04	1
19 APR 1905	Frederick Lorz	New York	2:38:25	1
19 APR 1906	Timothy Ford	Massachusetts	2:45:45	1
19 APR 1907	Robert Fowler	Massachusetts	2:27:54	2
20 APR 1908	Thomas P. Morrissey	New York	2:25:43	1
19 APR 1909	Henri Renaud	New Hampshire	2:53:36	1
19 APR 1910	Clarence H. DeMar	Massachusetts	2:29:52	2
19 APR 1911	Clarence H. DeMar	Massachusetts	2:21:39	1
19 APR 1912	Michael Ryan	New York	2:21:18	1
20 APR 1913	Fritz Carlson	Minnesota	2:25:14	1
20 APR 1914	Joseph M. Lorden	Massachusetts	2:28:42	3
19 APR 1915	Clifton Horne	Massachusetts	2:33:01	2
19 APR 1916	Arthur V. Roth	Massachusetts	2:27:16	1
19 APR 1917	William J. (Bill) Kennedy	New York	2:28:37	1
19 APR 1918	Military Relay			
19 APR 1919	Carl W.A. Linder	Massachusetts	2:29:13	1
19 APR 1920	Arthur V. Roth	Massachusetts	2:30:31	2
19 APR 1921	Frank T. Zuna	New Jersey	2:18:57	1
19 APR 1922	Clarence H. DeMar	Massachusetts	2:18:10	1
19 APR 1923	Clarence H. DeMar	Massachusetts	2:23:47	1
19 APR 1924	Clarence H. DeMar	Massachusetts	2:29:40	1
20 APR 1925	Charles L. (Chuck) Mellor	Illinois	2:33:00	1
19 APR 1926	Clarence H. DeMar	Massachusetts	2:32:15	3
19 APR 1927	Clarence H. DeMar	Massachusetts	2:40:22	1
19 APR 1928	Clarence H. DeMar	Massachusetts	2:37:07	1
19 APR 1929	Albert R. Michelson	New York	2:37:22	4
19 APR 1930	Clarence H. DeMar	Massachusetts	2:34:48	1
20 APR 1931	James P. Henigan	Massachusetts	2:46:45	1
19 APR 1932	James P. Henigan	Massachusetts	2:34:32	2
19 APR 1933	Leslie S. Pawson	Rhode Island	2:31:01	1
19 APR 1934	John A. Kelley	Massachusetts	2:36:50	2
19 APR 1935	John A. Kelley	Massachusetts	2:32:07	1
20 APR 1936	Ellison M. (Tarzan) Brown	Rhode Island	2:33:40	1
19 APR 1937	John A. Kelley	Massachusetts	2:39:02	2
19 APR 1938	Leslie S. Pawson	Rhode Island	2:35:34	1
19 APR 1939	Ellison M. (Tarzan) Brown	Rhode Island	2:28:51	1
19 APR 1940	John A. Kelley	Massachusetts	2:32:03	2
19 APR 1941	Leslie S. Pawson	Rhode Island	2:30:38	1
19 APR 1942	Bernard Joseph (Joe) Smith	Massachusetts	2:26:51	1
19 APR 1943	John A. Kelley	Massachusetts	2:30:00	2
19 APR 1944	John A. Kelley	Massachusetts	2:32:03	2
19 APR 1945	John A. Kelley	Massachusetts	2:30:40	1
19 APR 1946	John A. Kelley	Massachusetts	2:31:27	2
19 APR 1947	Theodore J. Vogel	Massachusetts	2:30:10	3
19 APR 1948	Theodore J. Vogel	Massachusetts	2:31:46	2
19 APR 1949	Victor Dyrvall	New York	2:34:42	2
19 APR 1950	John Lafferty	Massachusetts	2:39:52	4

Date	Name	State	Time	Place
19 APR 1951	John Lafferty	Massachusetts	2:31:15	2
19 APR 1952	Victor Dyrvall	New York	2:36:40	2
20 APR 1953	John J. Kelley	Connecticut	2:28:19	5
19 APR 1954	John J. Kelley	Connecticut	2:28:51	7
19 APR 1955	Nicholas Costes	Massachusetts	2:19:57	3
19 APR 1956	John J. Kelley	Connecticut	2:14:33	2
20 APR 1957	John J. Kelley	Connecticut	2:20:05	1
19 APR 1958	John J. Kelley	Connecticut	2:30:51	2
20 APR 1959	John J. Kelley	Connecticut	2:23:43	2
19 APR 1960	Gordon McKenzie	New York	2:22:18	2
19 APR 1961	John J. Kelley	Connecticut	2:23:54	2
19 APR 1962	Alexander Breckenridge	Virginia	2:27:17	3
19 APR 1963	John J. Kelley	Connecticut	2:21:09	2
19 APR 1964	Hal Higdon	Indiana	2:21:55	5
19 APR 1965	Ralph Buschmann	Massachusetts	2:20:20	7
19 APR 1966	Norman Higgins	California	2:18:26	5
19 APR 1967	Tom Laris	New York	2:16:48	2
19 APR 1968	Amby Burfoot	Connecticut	2:22:17	1
21 APR 1969	Ron Daws	Minnesota	2:20:23	4
20 APR 1970	Eamon O'Reilly	Washington	2:11:12	2
19 APR 1971	John Vitale	Connecticut	2:22:45	4
17 APR 1972	Bruce Mortenson	New York	2:19:59	6
16 APR 1973	Jon Anderson	Oregon	2:16:03	1
15 APR 1974	Tom Fleming	New Jersey	2:14:25	2
21 APR 1975	Bill Rodgers	Massachusetts	2:09:55	1
19 APR 1976	Jack Fultz	Virginia	2:20:19	1
18 APR 1977	Ron Wayne	California	2:18:18	4
17 APR 1978	Bill Rodgers	Massachusetts	2:10:13	1
16 APR 1979	Bill Rodgers	Massachusetts	2:09:27	1
21 APR 1980	Bill Rodgers	Massachusetts	2:12:11	1
20 APR 1981	Craig Virgin	Illinois	2:10:26	2
19 APR 1982	Alberto Salazar	Massachusetts	2:08:52	1
18 APR 1983	Greg A. Meyer	Massachusetts	2:09:00	1
16 APR 1984	Gerry Vanesse	Connecticut	2:14:49	2
15 APR 1985	Gary Tuttle	California	2:19:11	2
21 APR 1986	Bill Rodgers	Massachusetts	2:13:36	4
20 APR 1987	Dave Gordon	Oregon	2:13:30	4
18 APR 1988	Bill Rodgers	Massachusetts	2:18:17	28
17 APR 1989	Herb Wills	Florida	2:17:40	10
16 APR 1990	Darrell General	Maryland	2:15:28	14
15 APR 1991	Paul Zimmerman	Pennsylvania	2:15:32	12
20 APR 1992	Doug Kurtis	Maine	2:17:03	19
19 APR 1993	Mark Plaatjes	Colorado	2:12:39	6
18 APR 1994	Bob Kempainen	Minnesota	2:08:47	7
17 APR 1995	Michael Whittlesey	Connecticut	2:22:48	29
15 APR 1996	Kevin Collins	New York	2:18:54	30
21 APR 1997	Daniel Gonzalez	California	2:18:30	19
20 APR 1998	Joseph McVeigh	New Jersey	2:16:48	17
19 APR 1999	Joseph LeMay	Connecticut	2:16:11	13
17 APR 2000	Jamie Hibell	Pennsylvania	2:22:09	24
16 APR 2001	Rod DeHaven	Wisconsin	2:12:41	6
15 APR 2002	Keith Dowling	Virginia	2:13:28	15
19 APR 2004	Christopher Ziemann	California	2:25:45	13
18 APR 2005	Alan Culpepper	Colorado	2:13:39	4
17 APR 2006	Meb Keflezighi	California	2:09:56	3
16 APR 2007	Peter Gilmore	California	2:16:41	8

Date	Name	State	Time	Place
21 APR 2008	Nicholas Arciniaga	Michigan	2:16:13	10
20 APR 2009	Ryan Hall	California	2:09:40	3
19 APR 2010	Ryan Hall	California	2:08:41	4
18 APR 2011	Ryan Hall	California	2:04:58	4
16 APR 2012	Jason Hartmann	Colorado	2:14:31	4
15 APR 2013	Jason Hartmann	Colorado	2:12:12	4
21 APR 2014	Meb Keflezighi	California	2:08:37	1
20 APR 2015	Dathan Ritzenhein	Michigan	2:11:20	7
18 APR 2016	Zachary Hine	Texas	2:21:37	10
17 APR 2017	Galen Rupp	Oregon	2:09:58	2
16 APR 2018	Shadrack Biwott	California	2:18:35	3
15 APR 2019	Scott Fauble	Arizona	2:09:09	7
SEP 2020	Boston Marathon Virtual Experience			
11 OCT 2021	Colin Bennie	Virginia	2:11:26	7
18 APR 2022	Scott Fauble	Arizona	2:08:52	7
17 APR 2023	Scott Fauble	Arizona	2:09:44	7
15 APR 2024	CJ Albertson	California	2:09:53	7

ALL-TIME TOP 10 AMERICAN WOMEN AT BOSTON

PERFORMERS

(NOTE: The table below lists the 10 American women who have run the fastest times.)

Rank	Name	State	Time	Place	Date
1	Shalane Flanagan	Oregon	2:22:02	5	21 APR 2014
2	Emma Bates	Colorado	2:22:10	5	17 APR 2023
3	Desiree Davila	Michigan	2:22:38	2	18 APR 2011
4	Joan Benoit	Massachusetts	2:22:43	1	18 APR 1983
5	Jordan Hasay	Oregon	2:23:00	3	17 APR 2017
6	Aliphine Tuliamuk	Arizona	2:24:37	11	17 APR 2023
7	Nell Rojas	Colorado	2:24:51	14	17 APR 2023
8	Kara Goucher	Oregon	2:24:52	5	18 APR 2011
9	Sara Hall	Arizona	2:25:48	17	17 APR 2023
10	Kim Jones	Washington	2:26:40	2	15 APR 1991

ALL-TIME TOP 10 TIMES BY AMERICAN WOMEN AT BOSTON PERFORMANCES

(NOTE: The table below lists the 10 fastest times run by American women.)

Rank	Name	State	Time	Place	Date
1	Shalane Flanagan	Oregon	2:22:02	5	21 APR 2014
2	Emma Bates	Colorado	2:22:10	5	17 APR 2023
3	Desiree Davila	Michigan	2:22:38	2	18 APR 2011
4	Joan Benoit	Massachusetts	2:22:43	1	18 APR 1983
5	Jordan Hasay	Oregon	2:23:00	3	17 APR 2017
6	Desiree Davila Linden (2)	Michigan	2:23:54	8	21 APR 2014
7	Aliphine Tuliamuk	Arizona	2:24:37	11	17 APR 2023
8	Nell Rojas	Colorado	2:24:51	14	17 APR 2023
9	Kara Goucher	Oregon	2:24:52	5	18 APR 2011
10	Desiree Linden (3)	Michigan	2:25:06	4	17 APR 2017

TOP FINISHES BY AMERICAN WOMEN AT BOSTON

Date	Name	State	Time	Place
19 APR 1966	Roberta (Bobbi) Gibb	Massachusetts	3:21:40	1
19 APR 1967	Roberta (Bobbi) Gibb	California	3:27:17	1
19 APR 1968	Roberta (Bobbi) Gibb	California	3:30:00	1
21 APR 1969	Sara Mae Berman	Massachusetts	3:22:46	1
20 APR 1970	Sara Mae Berman	Massachusetts	3:05:07	1
19 APR 1971	Sara Mae Berman	Massachusetts	3:08:30	1
17 APR 1972	Nina Kuscsik	New York	3:10:26	1
16 APR 1973	Jacqueline A. Hansen	California	3:05:59	1
15 APR 1974	Michiko (Miki) Gorman	California	2:47:11	1
21 APR 1975	Kathrine Switzer	New York	2:51:37	2
19 APR 1976	Kim Merritt	Wisconsin	2:47:10	1
18 APR 1977	Michiko (Miki) Gorman	California	2:48:33	1
17 APR 1978	Gayle S. Barron	Georgia	2:44:52	1
16 APR 1979	Joan Benoit	Maine	2:35:15	1
21 APR 1980	Patti Lyons	Massachusetts	2:35:08	2
20 APR 1981	Patti Lyons Catalano	Massachusetts	2:27:51	2
19 APR 1982	Eileen G. Claugus	California	2:38:48	3
18 APR 1983	Joan Benoit	Massachusetts	2:22:43	1
16 APR 1984	Midde Hamrin	Texas	2:33:53	2
15 APR 1985	Lisa Larsen-Weidenbach	Michigan	2:34:06	1
21 APR 1986	Julie Isphording	Ohio	2:33:40	6
20 APR 1987	Leatrice A. Hayer	Massachusetts	2:37:58	8
18 APR 1988	Gillian Beschloss	New York	2:40:08	10
17 APR 1989	Kim Jones	Washington	2:29:34	3
16 APR 1990	Maria Trujillo	Arizona	2:28:53	3
15 APR 1991	Kim Jones	Washington	2:26:40	2
20 APR 1992	Jane Welzel	Colorado	2:36:21	10
19 APR 1993	Kim Jones	Washington	2:30:00	2
18 APR 1994	Kim Jones	Washington	2:31:46	8
17 APR 1995	Linda Somers	California	2:34:00	11
15 APR 1996	Lorraine Hochella	Virginia	2:41:38	23
21 APR 1997	Kim Jones	Washington	2:32:52	9
20 APR 1998	Mary-Lynn Currier	Massachusetts	2:35:18	11
19 APR 1999	Lynn Jennings	New Hampshire	2:38:37	12
17 APR 2000	Maria Trujillo de Rios	California	2:42:24	18
16 APR 2001	Jill Gaitenby	Rhode Island	2:36:45	14
15 APR 2002	Jill Gaitenby	Massachusetts	2:38:55	13
21 APR 2003	Marla Runyan	Oregon	2:30:28	5
19 APR 2004	Julie Spencer	Wisconsin	2:56:39	16
18 APR 2005	Emily LeVan	Maine	2:43:14	12
17 APR 2006	Emily LeVan	Maine	2:37:01	13
16 APR 2007	Deena Kastor	California	2:35:09	5
21 APR 2008	Ashley Anklam	Minnesota	2:48:43	14
20 APR 2009	Kara Goucher	Oregon	2:32:25	3
19 APR 2010	Paige Higgins	Arizona	2:36:00	12
18 APR 2011	Desiree Davila	Michigan	2:22:38	2
16 APR 2012	Sheri Piers	Maine	2:41:55	10
15 APR 2013	Shalane Flanagan	Oregon	2:27:08	4
21 APR 2014	Shalane Flanagan	Oregon	2:22:02	5
20 APR 2015	Desiree Linden	Michigan	2:25:39	4
18 APR 2016	Neely Spence Gracey	Colorado	2:35:00	9
17 APR 2017	Jordan Hasay	Oregon	2:23:00	3
16 APR 2018	Desiree Linden	Michigan	2:39:54	1
15 APR 2019	Jordan Hasay	California	2:25:20	3
SEP 2020	Boston Marathon Virtual Experience			
11 OCT 2021	Nell Rojas	Colorado	2:27:12	5
18 APR 2022	Nell Rojas	Colorado	2:25:57	10
17 APR 2023	Emma Bates	Colorado	2:22:10	5
15 APR 2024	Emma Bates	Colorado	2:27:14	12

(NOTE: The women's division was not officially established until 1972. The years 1966 to 1971 are regarded as the Pioneer Era.)

ALL-TIME TOP 10 MEN AT BOSTON

PERFORMERS

(NOTE: The table below lists the 10 men who have run the fastest times.)

Rank	Name	Home	Time	Place	Date
1	Geoffrey Mutai	Kenya	2:03:02	1	18 APR 2011
2	Moses Mosop	Kenya	2:03:06	2	18 APR 2011
3	Gebregziabher Gebremariam	Ethiopia	2:04:53	3	18 APR 2011
4	Ryan Hall	California	2:04:58	4	18 APR 2011
5	Robert Kiprono Cheruiyot	Kenya	2:05:52	1	19 APR 2010
6	Evans Chebet	Kenya	2:05:54	1	17 APR 2023
7	Gabriel Geay	Tanzania	2:06:04	2	17 APR 2023
8	Benson Kipruto	Kenya	2:06:06	3	17 APR 2023
9	Abreham Cherkos	Ethiopia	2:06:13	5	18 APR 2011
10	Sisay Lemma	Ethiopia	2:06:17	1	15 APR 2024

ALL-TIME TOP 10 TIMES BY MEN AT BOSTON

PERFORMANCES

(NOTE: The table below lists the 10 fastest times run by men.)

Rank	Name	Home	Time	Place	Date
1	Geoffrey Mutai	Kenya	2:03:02	1	18 APR 2011
2	Moses Mosop	Kenya	2:03:06	2	18 APR 2011
3	Gebregziabher Gebremariam	Ethiopia	2:04:53	3	18 APR 2011
4	Ryan Hall	California	2:04:58	4	18 APR 2011
5	Robert Kiprono Cheruiyot	Kenya	2:05:52	1	19 APR 2010
6	Evans Chebet	Kenya	2:05:54	1	17 APR 2023
7	Gabriel Geay	Tanzania	2:06:04	2	17 APR 2023
8	Benson Kipruto	Kenya	2:06:06	3	17 APR 2023
9	Abreham Cherkos	Ethiopia	2:06:13	5	18 APR 2011
10	Sisay Lemma	Ethiopia	2:06:17	1	15 APR 2024

ALL-TIME TOP 10 WOMEN AT BOSTON

PERFORMERS

(NOTE: The table below lists the 10 women who have run the fastest times.)

Rank	Name	Home	Time	Place	Date
1	Buzunesh Deba	Ethiopia	2:19:59	1	21 APR 2014
2	Mare Dibaba	Ethiopia	2:20:35	2	21 APR 2014
3	Jemima Jelagat Sumgong	Kenya	2:20:41	3	21 APR 2014
4	Margaret Okayo	Kenya	2:20:43	1	15 APR 2002
5	Peres Jepchirchir	Kenya	2:21:01	1	18 APR 2022
6	Ababel Yeshaneh	Ethiopia	2:21:05	2	18 APR 2022
7	Catherine Ndereba	Kenya	2:21:12	2	15 APR 2002
8	Meselech Melkamu	Ethiopia	2:21:28	4	21 APR 2014
9	Mary Ngugi	Kenya	2:21:32	3	18 APR 2022
10	Hellen Obiri	Kenya	2:21:38	1	17 APR 2023

ALL-TIME TOP 10 TIMES BY WOMEN AT BOSTON

PERFORMANCES

(NOTE: The table below lists the 10 fastest times run by women.)

Rank	Name	Home	Time	Place	Date
1	Buzunesh Deba	Ethiopia	2:19:59	1	21 APR 2014
2	Mare Dibaba	Ethiopia	2:20:35	2	21 APR 2014
3	Jemima Jelagat Sumgong	Kenya	2:20:41	3	21 APR 2014
4	Margaret Okayo	Kenya	2:20:43	1	15 APR 2002
5	Peres Jepchirchir	Kenya	2:21:01	1	18 APR 2022
6	Ababel Yeshaneh	Ethiopia	2:21:05	2	18 APR 2022
7	Catherine Ndereba	Kenya	2:21:12	2	15 APR 2002
8	Meselech Melkamu	Ethiopia	2:21:28	4	21 APR 2014
9	Mary Ngugi	Kenya	2:21:32	3	18 APR 2022
10	Hellen Obiri	Kenya	2:21:38	1	17 APR 2023

WOMEN'S CHAMPIONS' OVERALL FINISH PLACE

Overall

Year	First Woman	Age	Home	Time	Finish
1972	Nina Kuscsik	33	New York	3:10:26	410 *
1973	Jacqueline A. Hansen	24	California	3:05:59	365 *
1974	Michiko (Miki) Gorman	38	California	2:47:11	279 *
1975	Liane Winter	31	Germany	2:42:24	342
1976	Kim Merritt	20	Wisconsin	2:47:10	163
1977	Michiko (Miki) Gorman	41	California	2:48:33	417
1978	Gayle S. Barron	30	Georgia	2:44:52	768
1979	Joan Benoit	21	Maine	2:35:15	472
1980	Jacqueline Gareau	27	Canada	2:34:28	201
1981	Allison Roe	24	New Zealand	2:26:46	191
1982	Charlotte Teske	32	Germany	2:29:33	148
1983	Joan Benoit	25	Massachusetts	2:22:43	121
1984	Lorraine Moller	25	New Zealand	2:29:28	180
1985	Lisa Larsen-Weidenbach	23	Michigan	2:34:06	67
1986	Ingrid Kristiansen	30	Norway	2:24:55	38
1987	Rosa Mota	28	Portugal	2:25:21	40
1988	Rosa Mota	29	Portugal	2:24:30	63
1989	Ingrid Kristiansen	33	Norway	2:24:33	26
1990	Rosa Mota	31	Portugal	2:25:24	43
1991	Wanda Panfil	32	Poland	2:24:18	39
1992	Olga Markova	23	Russia	2:23:43	46
1993	Olga Markova	24	Russia	2:25:27	42
1994	Uta Pippig	28	Germany	2:21:45	52
1995	Uta Pippig	29	Germany	2:25:11	40
1996	Uta Pippig	30	Germany	2:27:12	67
1997	Fatuma Roba	23	Ethiopia	2:26:23	35
1998	Fatuma Roba	24	Ethiopia	2:23:21	27
1999	Fatuma Roba	25	Ethiopia	2:23:25	24
2000	Catherine Ndereba	27	Kenya	2:26:11	29
2001	Catherine Ndereba	28	Kenya	2:23:53	27
2002	Margaret Okayo	25	Kenya	2:20:43	27
2003	Svetlana Zakharova	32	Russia	2:25:20	16
2004	Catherine Ndereba	31	Kenya	2:24:27	13
2005	Catherine Ndereba	32	Kenya	2:25:13	24
2006	Rita Jeptoo	25	Kenya	2:23:38	24
2007	Lidiya Grigoryeva	33	Russia	2:29:18	48
2008	Dire Tune	22	Ethiopia	2:25:25	28
2009	Salina Kosgei	32	Kenya	2:32:16	66
2010	Teyba Erkesso	27	Ethiopia	2:26:11	42
2011	Caroline Kilel	30	Kenya	2:22:36	31
2012	Sharon Cherop	28	Kenya	2:31:50	28
2013	Rita Jeptoo	32	Kenya	2:26:25	49
2014	Buzunesh Deba	26	Ethiopia	2:19:59	24
2015	Caroline Rotich	30	Kenya	2:24:55	31
2016	Atsede Baysa	29	Ethiopia	2:29:19	29
2017	Edna Kiplagat	37	Kenya	2:21:52	21
2018	Desiree Linden	34	Michigan	2:39:54	142
2019	Worknesh Degefa	28	Ethiopia	2:23:31	36
2021	Edna Kiplagat	41	Kenya	2:25:09	40
2022	Peres Jepchirchir	28	Kenya	2:21:01	31
2023	Hellen Obiri	33	Kenya	2:21:38	36
2024	Hellen Obiri	34	Kenya	2:22:37	37

* Approximate finish place

ALL-TIME TOP 10 TIMES BY PLACE

MEN'S PLACES

Place	Time	Name	Home	Date
1	2:03:02	Geoffrey Mutai	Kenya	18 APR 2011
2	2:03:06	Moses Mosop	Kenya	18 APR 2011
3	2:04:53	Gebregziabher Gebremariam	Ethiopia	18 APR 2011
4	2:04:58	Ryan Hall	California	18 APR 2011
5	2:06:13	Abreham Cherkos	Ethiopia	18 APR 2011
6	2:06:43	Robert Kiprono Cheruiyot	Kenya	18 APR 2011
7	2:07:10	Philip Kimutai Sang	Kenya	18 APR 2011
8	2:07:39	Deressa Chimsa	Ethiopia	18 APR 2011
9	2:08:03	Bekana Daba	Ethiopia	18 APR 2011
10	2:08:44	Robert Kipchumba	Kenya	18 APR 2011

WOMEN'S PLACES

Place	Time	Name	Home	Date
1	2:19:59	Buzunesh Deba	Ethiopia	21 APR 2014
2	2:20:35	Mare Dibaba	Ethiopia	21 APR 2014
3	2:20:41	Jemima Jelagat Sumgong	Kenya	21 APR 2014
4	2:21:28	Meselech Melkamu	Ethiopia	21 APR 2014
5	2:22:02	Shalane Flanagan	Oregon	21 APR 2014
6	2:23:00	Sharon Cherop	Kenya	21 APR 2014
7	2:23:22	Philes Ongori	Kenya	21 APR 2014
8	2:23:54	Desiree Linden	Michigan	21 APR 2014
9	2:24:21	Belaynesh Oljira	Ethiopia	21 APR 2014
10	2:24:34	Gotytom Gebreslase	Ethiopia	17 APR 2023

MARGIN OF VICTORY

MEN'S WIDEST MARGIN OF VICTORY

Rank	Margin	Year	Winner (Time)	Runner-Up (Time)
1	6:52	1897	John J. McDermott (2:55:10)	James J. Kiernan (3:02:02)
2	5:44	1903	John C. Lorden (2:41:29)	Samuel A. (Sammy) Mellor, Jr. (2:47:13)
3	5:40	1937	Walter Young (2:33:20)	John A. Kelley (2:39:00)
4	5:26	1933	Leslie S. Pawson (2:31:01)	Dave Komonen (2:36:27)
5	5:24	1924	Clarence H. DeMar (2:29:40)	Charles L. (Chuck) Mellor (2:35:04)
6	5:22	1901	John P. Caffery (2:29:23)	William Davis (2:34:45)
7	5:06	1985	Geoff Smith (2:14:05)	Gary Tuttle (2:19:11)
8	4:57	1958	Franjo Mihalic (2:25:54)	John J. Kelley (2:30:51)
9	4:47	1952	Doroteo Flores (2:31:53)	Victor Dyrgall (2:36:40)
10	4:19	1927	Clarence H. DeMar (2:40:22)	Karl Koski (2:44:41)

WOMEN'S WIDEST MARGIN OF VICTORY

Rank	Margin	Year	Winner (Time)	Runner-Up (Time)
1	10:09	1972	Nina Kuscsik (3:10:26)	Elaine Pedersen (3:20:35)
2	9:13	1975	Liane Winter (2:42:24)	Kathrine Switzer (2:51:37)
3	8:09	1985	Lisa Larsen-Weidenbach (2:34:06)	Lynne Huntington (2:42:15)
4	6:44	1983	Joan Benoit (2:22:43)	Jacqueline Gareau (2:29:27)
5	6:36	1982	Charlotte Teske (2:29:33)	Jacqueline Gareau (2:36:09)
6	5:49	1974	Michiko (Miki) Gorman (2:47:11)	Christa Kifferschlager (2:53:00)
7	5:17	1976	Kim Merriitt (2:47:10)	Michiko (Miki) Gorman (2:52:27)
8	4:56	1988	Rosa Mota (2:24:30)	Tuija Jousimaa (2:29:26)
9	4:33	1993	Olga Markova (2:25:27)	Kim Jones (2:30:00)
10	4:29	1987	Rosa Mota (2:25:21)	Agnes Pardaens (2:29:50)

CLOSEST FINISHES

MEN'S CLOSEST RACES (Among Top Two Finishers)

Based on Elapsed Time Between First- and Second-Place Finishers

Rank	Margin	Date	First (Time)	Second (Time)
1	—	17 APR 2000	Elijah Lagat (2:09:47)	Gezahegne Abera (2:09:47)
2	1 Second	19 APR 1988	Ibrahim Hussein (2:08:43)	Juma Ikangaa (2:08:44)
3	2 Seconds	17 APR 1978	Bill Rodgers (2:10:13)	Jeff Wells (2:10:15)
	2 Seconds	19 APR 1982	Alberto Salazar (2:08:52)	Dick Beardsley (2:08:54)
	2 Seconds	15 APR 2019	Lawrence Cherono (2:07:57)	Lelisa Desisa (2:07:59)
6	3 Seconds	20 APR 1998	Moses Tanui (2:07:34)	Joseph Chebet (2:07:37)
	3 Seconds	15 APR 2002	Rodgers Rop (2:09:02)	Christopher Cheboiboch (2:09:05)
8	4 Seconds	18 APR 1994	Cosmas Ndeti (2:07:15)	Andres Espinosa (2:07:19)
	4 Seconds	18 APR 2011	Geoffrey Mutai (2:03:02)	Moses Mosop (2:03:06)
10	5 Seconds	19 APR 1971	Alvaro Mejia (2:18:45)	Patrick McMahon (2:18:50)
	5 Seconds	15 APR 2013	Lelisa Desisa (2:10:22)	Micah Kogo (2:10:27)

MEN'S CLOSEST RACES (Among Top Three)

Based on Elapsed Time Between First- and Third-Place Finishers

Rank	Margin	Date	First (Time)	Third (Time)
1	3 Seconds	17 APR 2000	Elijah Lagat (2:09:47)	Moses Tanui (2:09:50)
2	6 Seconds	15 APR 2013	Lelisa Desisa (2:10:22)	Gebregziabher Gebremariam (2:10:28)
3	10 Seconds	15 APR 2019	Lawrence Cherono (2:07:57)	Kenneth Kipkemoi (2:08:07)
4	12 Seconds	17 APR 2023	Evans Chebet (2:05:54)	Benson Kipruto (2:06:06)
5	13 Seconds	21 APR 2014	Meb Keflezighi (2:08:37)	Frankline Chepkwony (2:08:50)
6	18 Seconds	20 APR 1998	Moses Tanui (2:07:34)	Gert Thys (2:07:52)
7	21 Seconds	15 APR 1991	Ibrahim Hussein (2:11:06)	Andy Ronan (2:11:27)
8	24 Seconds	19 APR 1993	Cosmas Ndeti (2:09:33)	Lucketz Swartbooi (2:09:57)
9	25 Seconds	21 APR 1997	Lameck Aguta (2:10:34)	Dionicio Ceron (2:10:59)
10	31 Seconds	17 APR 1972	Olavi Suomalainen (2:15:39)	Jacinto Sabinal (2:16:10)

MEN'S CLOSEST RACES (Among Top Five)

Based on Elapsed Time Between First- and Fifth-Place Finishers

Rank	Margin	Date	First (Time)	Fifth (Time)
1	50 Seconds	18 APR 1988	Ibrahim Hussein (2:08:43)	Gianni Poli (2:09:33)
2	53 Seconds	16 APR 2007	Robert Kipkoech Cheruiyot (2:14:13)	Teferi Wodajo (2:15:06)
3	54 Seconds	15 APR 1996	Moses Tanui (2:09:15)	Sammy Lelei (2:10:09)
4	58 Seconds	15 APR 2019	Lawrence Cherono (2:07:57)	Geoffrey Kirui (2:08:55)
5	1:04	21 APR 1997	Lameck Aguta (2:10:34)	Moses Tanui (2:11:38)
6	1:13	18 APR 1994	Cosmas Ndeti (2:07:15)	Arturo Barrios (2:08:28)
	1:13	21 APR 2014	Meb Keflezighi (2:08:37)	Markos Geneti (2:09:50)
8	1:15	19 APR 1966	Kenji Kimihara (2:17:11)	Norman Higgins (2:18:26)
9	1:17	20 APR 1998	Moses Tanui (2:07:34)	John Kagwe (2:08:51)
10	1:20	11 OCT 2021	Benson Kipruto (2:09:51)	Leonard Barsoton (2:11:11)

MEN'S CLOSEST RACES (Among Top 10)

Based on Elapsed Time Between First- and 10th-Place Finishers

Rank	Margin	Date	First (Time)	10th (Time)
1	1:53	11 OCT 2021	Benson Kipruto (2:09:51)	CJ Albertson (2:11:44)
2	1:56	15 APR 2019	Lawrence Cherono (2:07:57)	Benson Kipruto (2:09:53)
3	2:02	15 APR 1996	Moses Tanui (2:09:15)	Stephen Moneghetti (2:11:17)
4	2:25	18 APR 1994	Cosmas Ndeti (2:07:15)	Moses Tanui (2:09:40)
4	2:25	18 APR 2022	Evans Chebet (2:06:51)	Kinde Atanaw (2:09:16)
6	2:58	18 APR 1983	Greg A. Meyer (2:09:00)	Bill Rodgers (2:11:58)
7	3:26	15 APR 2002	Rodgers Rop (2:09:02)	Silvio Guerra (2:12:28)
8	3:28	21 APR 1997	Lameck Aguta (2:10:34)	Tesfaye Bekele (2:14:02)
9	3:29	20 APR 1981	Toshihiko Seko (2:09:26)	Victor Mora-Garcia (2:12:55)
10	3:43	15 APR 1991	Ibrahim Hussein (2:11:06)	Andrzej Witczak (2:14:49)

WOMEN'S CLOSEST RACES (Among Top Two Finishers)

Based on Elapsed Time Between First- and Second-Place Finishers

Rank	Margin	Date	First (Time)	Second (Time)
1	1 Second	20 APR 2009	Salina Kosgei (2:32:16)	Dire Tune (2:32:17)
2	2 Seconds	16 APR 2012	Sharon Cherop (2:31:50)	Jemima Jelagat Sumgong (2:31:52)
	2 Seconds	18 APR 2011	Caroline Kilel (2:22:36)	Desiree Davila (2:22:38)
	2 Seconds	21 APR 2008	Dire Tune (2:25:25)	Alevtina Biktimirova (2:25:27)
5	3 Seconds	19 APR 2010	Teyba Erkesso (2:26:11)	Tatyana Pushkareva (2:26:14)
6	4 Seconds	20 APR 2015	Caroline Rotich (2:24:55)	Mare Dibaba (2:24:59)
	4 Seconds	18 APR 2022	Peres Jepchirchir (2:21:01)	Ababel Yeshaneh (2:21:05)
8	8 Seconds	15 APR 2024	Hellen Obiri (2:22:37)	Sharon Lokedi (2:22:45)
9	10 Seconds	17 APR 2006	Rita Jeptoo (2:23:38)	Jelena Prokopcuka (2:23:48)
10	11 Seconds	11 OCT 2021	Edna Kiplagat (2:25:09)	Mary Ngugi (2:25:20)

Pioneer Era

1	30 Seconds	20 APR 1971	Sara Mae Berman (3:08:30)	Nina Kuscsik (3:09:00)
---	------------	-------------	---------------------------	------------------------

WOMEN'S CLOSEST RACES (Among Top Three)

Based on Elapsed Time Between First- and Third-Place Finishers

Rank	Margin	Date	First (Time)	Third (Time)
1	6 Seconds	18 APR 2011	Caroline Kilel (2:22:36)	Sharon Cherop (2:22:42)
2	11 Seconds	20 APR 2009	Salina Kosgei (2:32:16)	Kara Goucher (2:32:25)
3	14 Seconds	20 APR 2015	Caroline Rotich (2:24:55)	Buzunesh Deba (2:25:09)
4	16 Seconds	17 APR 2000	Catherine Ndereba (2:26:11)	Fatuma Roba (2:26:27)
5	19 Seconds	17 APR 2023	Hellen Obiri (2:21:38)	Lonah Salpeter (2:21:57)
6	23 Seconds	11 OCT 2021	Edna Kiplagat (2:25:09)	Monicah Ngige (2:25:32)
7	31 Seconds	18 APR 2022	Peres Jepchirchir (2:21:01)	Mary Ngugi (2:21:32)
8	33 Seconds	17 APR 2006	Rita Jeptoo (2:23:38)	Reiko Tosa (2:24:11)
9	36 Seconds	15 APR 2013	Rita Jeptoo (2:26:25)	Sharon Cherop (2:27:01)
10	42 Seconds	21 APR 2014	Buzunesh Deba (2:19:59)	Jelagat Sumgong (2:20:41)

WOMEN'S CLOSEST RACES (Among Top Five)

Based on Elapsed Time Between First- and Fifth-Place Finishers

Rank	Margin	Date	First (Time)	Fifth (Time)
1	32 Seconds	17 APR 2023	Hellen Obiri (2:21:38)	Emma Bates (2:22:10)
2	1:08	20 APR 2009	Salina Kosgei (2:32:16)	Helena Kirop (2:33:24)
3	1:10	20 APR 2015	Caroline Rotich (2:24:55)	Sharon Cherop (2:26:05)
4	1:12	18 APR 2022	Peres Jepchirchir (2:21:01)	Monicah Ngige (2:22:13)
5	1:27	15 APR 2024	Hellen Obiri (2:22:37)	Senbere Teferi (2:24:04)
6	1:44	15 APR 2013	Rita Jeptoo (2:25:26)	Tirfi Tsegaye (2:28:09)
7	2:03	21 APR 2014	Buzunesh Deba (2:19:59)	Shalane Flanagan (2:22:02)
	2:03	11 OCT 2021	Edna Kiplagat (2:25:09)	Nell Rojas (2:27:12)
9	2:16	18 APR 2011	Caroline Kilel (2:22:36)	Kara Goucher (2:24:52)
10	2:37	15 APR 1991	Wanda Panfil (2:24:18)	Kamila Gradus (2:26:55)

WOMEN'S CLOSEST RACES (Among Top 10)

Based on Elapsed Time Between First- and 10th-Place Finishers

Rank	Margin	Date	First (Time)	10th (Time)
1	2:39	15 APR 2024	Hellen Obiri (2:22:37)	Dera Dida (2:25:16)
2	2:56	17 APR 2023	Hellen Obiri (2:21:38)	Goytom Gebreslase (2:24:34)
3	3:44	15 APR 2013	Rita Jeptoo (2:26:25)	Sabrina Mockenhaupt (2:30:09)
4	4:12	20 APR 2015	Caroline Rotich (2:24:55)	Joyce Chepkirui (2:29:07)
5	4:24	18 APR 2011	Caroline Kilel (2:22:36)	Yuliya Ruban (2:27:00)
6	4:34	20 APR 2009	Salina Kosgei (2:32:16)	Alina Ivanova (2:36:50)
7	4:45	11 OCT 2021	Edna Kiplagat (2:25:09)	Caroline Rotich (2:29:54)
8	4:56	18 APR 2022	Peres Jepchirchir (2:21:01)	Nell Rojas (2:25:57)
9	5:44	19 APR 2010	Teyba Erkesso (2:26:11)	Albina Mayorova-Ivanova (2:31:55)
10	5:58	17 APR 2000	Catherine Ndereba (2:26:11)	Elana Meyer (2:32:09)

WORLD RECORDS ESTABLISHED AT THE BOSTON MARATHON

MEN'S OPEN (1897–Present)

Time	Name	Home	Date
2:25:39	Yun Bok Suh	Seoul, Korea	19 APR 1947

WOMEN'S OPEN (1972–Present)

Time	Name	Home	Date
2:42:24	Liane Winter	Wolfsburg, West Germany	21 APR 1975
2:22:43	Joan Benoit	Watertown, Massachusetts	18 APR 1983

MEN'S MASTERS (1975–Present)

Time	Name	Home	Date
2:11:04	John Campbell	Auckland, New Zealand	16 APR 1990

WORLD BESTS ESTABLISHED AT THE BOSTON MARATHON

MEN'S OPEN (1897–Present)

Time	Name	Home	Date
2:03:02	Geoffrey Mutai	Eldoret, Kenya	18 APR 2011

AMERICAN RECORDS ESTABLISHED AT THE BOSTON MARATHON

MEN (1897–Present)

Time	Name, Home	Date
2:28:51	Ellison M. (Tarzan) Brown, Rhode Island	19 APR 1939
2:26:51	Bernard Joseph (Joe) Smith, Massachusetts	19 APR 1942
2:11:12	Eamon O'Reilly, Washington, DC	20 APR 1970
2:09:55	Bill Rodgers, Massachusetts	21 APR 1975
2:09:27	Bill Rodgers, Massachusetts	16 APR 1979
2:08:52	Alberto Salazar, Massachusetts	19 APR 1982
2:08:47	Bob Kempainen, Minnesota	18 APR 1994

WOMEN (1972–Present)

Time	Name, Home	Date
2:35:15	Joan Benoit, Maine	16 APR 1979
2:27:51	Patti Lyons Catalano, Massachusetts	20 APR 1981
2:22:43	Joan Benoit, Massachusetts	18 APR 1983

WOMEN'S PIONEER ERA (1966–1971)

Time	Name, Home	Date
3:21:40	Roberta (Bobbi) Gibb, Massachusetts	19 APR 1966
3:05:07	Sara Mae Berman, Massachusetts	20 APR 1970

AMERICAN BESTS ESTABLISHED AT THE BOSTON MARATHON

MEN'S OPEN (1897–Present)

Time	Name	Home	Date
2:04:58	Ryan Hall	California	18 APR 2011

CAREER WINNINGS

MEN'S LEADERS

Rank	Athlete (Home)	Earnings
1	Robert Kipkoech Cheruiyot (KEN)	\$469,000
2	Lelisa Desisa (ETH)	\$450,000
3	Evans Chebet (KEN)	\$340,000
4	Moses Tanui (KEN)	\$260,100
5	Cosmas Ndeti (KEN)	\$260,000
6	Geoffrey Kirui (KEN)	\$240,000
7	Benson Kipruto (KEN)	\$230,000
8	Geoffrey Mutai (KEN)	\$225,000
8	Lemi Berhanu (ETH)	\$225,000
8	Lawrence Cherono (KEN)	\$225,000
11	Wesley Korir (KEN)	\$206,500
12	Robert Kiprono Cheruiyot (KEN)	\$202,000
13	Meb Keflezighi (USA)	\$201,700
14	Deriba Merga (ETH)	\$190,000
15	Ibrahim Hussein (KEN)	\$172,000

WOMEN'S LEADERS

Rank	Athlete (Home)	Earnings
1	Edna Kiplagat (KEN)	\$461,700
2	Catherine Ndereba (KEN)	\$392,000
3	Uta Pippig (GER)	\$347,000
4	Rita Jeptoo (KEN)	\$320,000
5	Hellen Obiri (KEN)	\$300,000
6	Desiree Linden (MI)	\$294,200
7	Fatuma Roba (ETH)	\$271,500
8	Sharon Cherop (KEN)	\$254,500
9	Dire Tune (ETH)	\$237,000
10	Salina Kosgei (KEN)	\$190,000
11	Caroline Rotich (KEN)	\$167,500
12	Caroline Kilel (KEN)	\$162,000
13	Atsede Baysa (ETH)	\$160,500
14	Teyba Erkesso (ETH)	\$150,000
14	Worknesh Degefa (ETH)	\$150,000
14	Peres Jepchirchir (KEN)	\$150,000



7. Abbott World Marathon Majors

Abbott World Marathon Majors Schedule..... 146

Abbott World Marathon Majors Series..... 146

Abbott World Marathon Majors Event Histories..... 148

Abbott World Marathon Majors Series Champions..... 155

World Records Set in Abbott WMM Events..... 156

ABBOTT WORLD MARATHON MAJORS SCHEDULE

2025

March 2.....	Tokyo Marathon
April 21.....	Boston Marathon presented by Bank of America
April 27.....	TCS London Marathon
August 31.....	TCS Sydney Marathon presented by ASICS
September 14.....	World Athletics Championships Marathon - Women (Tokyo)
September 15.....	World Athletics Championships Marathon - Men (Tokyo)
September 21.....	BMW BERLIN Marathon
October 12.....	Bank of America Chicago Marathon
November 2.....	TCS New York City Marathon

ABBOTT WORLD MARATHON MAJORS SERIES

The Abbott World Marathon Majors (AbbottWMM) series cycles through one year of competition and consists of the following qualifying races:

- Tokyo Marathon
- Boston Marathon presented by Bank of America
- TCS London Marathon
- TCS Sydney Marathon presented by ASICS
- BMW BERLIN-MARATHON
- Bank of America Chicago Marathon
- TCS New York City Marathon
- World Athletics Championships Marathon
- World Para Athletics Championships Marathon

ONE-YEAR SERIES

Abbott World Marathon Majors Series XVII began at the Tokyo Marathon in March and will conclude at the TCS New York City Marathon in November.

POINT SYSTEM

The champions of each AbbottWMM Series will be the male and female athlete who scores the greatest number of points from the Qualifying Races during the scoring period.

During each scoring period, points from a maximum of two Qualifying Races will be counted. An athlete must start in at least two Qualifying Races over the cycle to be eligible for the prize. If an athlete earns points in more than two events, the athlete's highest two finishes are scored.

The Wheelchair Series follows the same rules, but points from an athlete's best four races count towards the total, or best five during years with Paralympic Games or World Championship marathons.

Points are allocated following each race as follows:

- 1st place: 25 points
- 2nd place:..... 16 points
- 3rd place 9 points
- 4th place: 4 points
- 5th place: 1 point

Tie Breaker

If there's a tie at the end of a Series, the winner is determined using the following rules (addressed in descending order):

1. The athlete with the best head-to-head record in Qualifying Races during the Series will be declared the winner. Only the fact that one athlete finished ahead of the other will be taken into account and not by how many places nor whether those athletes scored points in that head-to-head contest.
2. The athlete who has won the most Qualifying Races during the period.
3. The athlete who the majority of the six Abbott World Marathon Majors Race Directors determines to be the champion. The Race Directors may decide to award the title jointly.

DOPING VIOLATIONS

Under AWMM rules, no athlete who has been found guilty of any anti-doping rules enforced by World Athletics, World Anti-Doping Agency (WADA), National Federations, or any of the individual AWMM races is eligible to win the AWMM championship title. Athletes must comply with the AWMM Code of Conduct.

Athletes who at any time have been found to have committed a criminal offense involving drugs or to have violated any rules or regulations (including drug and anti-doping policies) of USA Track & Field (USATF), United States Anti-Doping Agency (USADA), World Anti-Doping Agency (WADA), World Athletics, the Abbott World Marathon Majors (AWMM), or other athletics governing body, are not invited by the Boston Athletic Association to participate in the Boston Marathon. Any such athletes applying for entry on their own (with a valid, current qualifying marathon performance and payment of the required entry fee) are not eligible for elite athlete status, prize money, financial assistance, performance bonuses, or other awards from the Boston Athletic Association.

ABBOTT WORLD MARATHON MAJORS EVENT HISTORIES

TOKYO MARATHON

Organized by the Tokyo Marathon Foundation, the inaugural Tokyo Marathon was held on February 18, 2007. Through its theme, "The Day We Unite," the Tokyo Marathon has gathered together runners, volunteers and spectators for 17 years.

In 2011, the Tokyo Marathon implemented its own charity program, "Run with Heart", through which donors can contribute to various charitable activities, and the capacity increased to 5,000 from 3,000 in 2019.

Since the 10th anniversary event in Tokyo Marathon 2016, the official race logo has been renewed to represent the portrayed images of the runners, volunteers and cheering crowds along the course, which signifies the race theme "The Day We Unite." In addition, Tokyo Marathon 2017 began a new course that finishes in front of the Tokyo station area, and in 2018 saw a new Japanese record set for the first time in 16 years. The Tokyo Marathon 2020 was held by reducing the entries to elite and wheelchair elite in response to COVID-19. As the event served as the Olympic trial for the Tokyo 2020, many record-breaking times were established, such as the new national record (2:05:29) set by Suguru Osako. The Tokyo Marathon returned after two years with a reduced field size, where astonishing course records were set for both men and women. The Tokyo Marathon 2025, whose slogan is "SPARK!" is scheduled to be held on March 2, 2025 with the field size of 38,000.

Inaugural Running:	2007																
Capacity:	38,000																
Finishers:	36,571 (2023)																
Recent Participation:	<table><thead><tr><th>Year</th><th>Finishers</th><th>Male</th><th>Female</th></tr></thead><tbody><tr><td>2024</td><td>35,710</td><td>26,899</td><td>8,811</td></tr><tr><td>2023</td><td>36,751</td><td>28,090</td><td>8,661</td></tr><tr><td>2022*</td><td>18,399</td><td>15,153</td><td>3,246</td></tr></tbody></table>	Year	Finishers	Male	Female	2024	35,710	26,899	8,811	2023	36,751	28,090	8,661	2022*	18,399	15,153	3,246
Year	Finishers	Male	Female														
2024	35,710	26,899	8,811														
2023	36,751	28,090	8,661														
2022*	18,399	15,153	3,246														
Estimated Number of Spectators:	1 million																
Course Records:	Men: 2:02:15 (Benson Kipruto, KEN, 2024) Women: 2:15:54 (Sutume Asefa Kebede, ETH, 2024) Men's Wheelchair: 1:20:57 (Marcel Hug, SUI, 2023) Women's Wheelchair: 1:36:43 (Manuela Schar, SUI, 2023)																
Most Victories:	Men: 2 (Birhanu Legese, ETH, 2020/2019 and Dickson Chumba, KEN, 2018/2014) Women: 2 (Berhane Dibaba, ETH) Men's Wheelchair: 5 (Masazumi Soejima, JPN) Women's Wheelchair: 9 (Wakako Tsuchida, JPN)																
Prize Purse:	¥40,500,000 in total for both men and women (¥11,000,000 for men and women champions) ¥9,280,000 in total for both men and women wheelchair (¥2,000,000 for men and women wheelchair champions)																
Time & Record Bonus:	¥76,000,000 in total for both men and women (¥30,000,000 for WR, ¥5,000,000 for national record, ¥3,000,000 for course record) ¥3,400,000 in total for both men and women wheelchair racers (¥1,000,000 for WR, ¥500,000 for national record, ¥200,000 for course record, total of ¥600,000 for Split Time Bonus)																
Organization Information:	Yasu Oshima, Race Director Tokyo Marathon Foundation Nishishinjuku KS Building 8F, 3-6-11, Nishishinjuku, Shinjuku Tokyo, 160-0023 JAPAN +81 (3) 6279-0044 www.marathon.tokyo																
Media Contacts:	Shota Fukushima +81 (3) 6279-0048 press_tm@tokyo42195.org																
Upcoming Race Dates:	March 2, 2025																

*The 2022 event was held as the 2021 Tokyo Marathon.

† Elite only race

BOSTON MARATHON PRESENTED BY BANK OF AMERICA

Inspired by their experience at the 1896 Olympic Games, several members of the Boston Athletic Association founded their own marathon in 1897. The race has been run every year since and is recognized as the world's oldest annual marathon (the 1918 edition featured a military relay and the 2020 edition was run as a Virtual Experience). Both the start and finish lines have moved slightly over the years, but much of the course remains exactly as it was originally designed. Since 1924 the race has begun in the town of Hopkinton, and from there the point-to-point course descends through Ashland, Framingham, Natick, and Wellesley. Upon entering Newton, the course gradually rises to the famous Heartbreak Hill. As runners reach the top, they can see downtown Boston for the first time, four miles in the distance. After running through Brookline, the course enters Boston where it finishes on historic Boylston Street. Runners must qualify for entry by meeting time standards corresponding to gender and age, which is another aspect — besides its course and longevity — unique to the Boston Marathon.

Inaugural Running:	1897																				
Largest Field:	35,868 finishers (1996)																				
Recent Participation:	<table><thead><tr><th>Year</th><th>Finishers</th><th>Men</th><th>Women</th><th>Non-Binary</th></tr></thead><tbody><tr><td>2024</td><td>25,640</td><td>14,637</td><td>10,955</td><td>48</td></tr><tr><td>2023</td><td>26,706</td><td>15,238</td><td>11,444</td><td>24</td></tr><tr><td>2022</td><td>24,834</td><td>14,262</td><td>10,572</td><td></td></tr></tbody></table>	Year	Finishers	Men	Women	Non-Binary	2024	25,640	14,637	10,955	48	2023	26,706	15,238	11,444	24	2022	24,834	14,262	10,572	
Year	Finishers	Men	Women	Non-Binary																	
2024	25,640	14,637	10,955	48																	
2023	26,706	15,238	11,444	24																	
2022	24,834	14,262	10,572																		
Course Records:	Men: 2:03:02 (Geoffrey Mutai, KEN, 2011) Women: 2:19:59 (Buzunesh Deba, ETH, 2014) Men's Wheelchair: 1:15:33 (Marcel Hug, SUI, 2024) Women's Wheelchair: 1:28:17 (Manuela Schär, SUI, 2017)																				
Most Victories:	Men: 7 (Clarence H. DeMar, USA) Women: 4 (Catherine Ndereba, KEN) Men's Wheelchair: 10 (Ernst van Dyk, RSA) Women's Wheelchair: 8 (Jean Driscoll, USA)																				
Prize Purse:	\$1,235,500 (\$150,000 for the men's and women's open division champion, \$50,000 for the men's and women's wheelchair division champion, plus Para Athletics Division and Masters prize money). \$50,000 course record bonus for open and wheelchair divisions.																				
Organization Information:	Dr. Cheri Blauwet, Chair of the Board Jack Fleming, President & Chief Executive Officer Boston Athletic Association 699 Boylston Street 8th Floor Boston, MA 02116 USA (617) 236-1652 www.baa.org																				
Media Contacts:	Chris Lotsbom, Director of Race Communications & Media clotsbom@baa.org Lorna Campbell, Head of Public Relations lcampbell@baa.org media@baa.org																				
Upcoming Race Dates:	April 21, 2025 April 20, 2026 April 19, 2027																				

TCS LONDON MARATHON

In 1979, after running the New York City Marathon with John Disley, Chris Brasher questioned whether London could stage such a festival: “We have the course . . . but do we have the heart and hospitality to welcome the world?” Later that year, Brasher travelled to America and witnessed the Boston Marathon and revisited the New York City race, studying their organisations and finances. On his return, Brasher and Disley secured a three-year contract with Gillette for £75,000, established the organization’s charitable status, and set down six main aims for the event. The first London Marathon was then held on March 29, 1981 when there were 6,255 finishers, led home by American Dick Beardsley and Norwegian Inge Simonsen who crossed the finish line hand in hand. Joyce Smith broke the British record to win the women’s race.

The London Marathon has subsequently raised more than £1.3 billion for charity since 1981 and had more than one million finishers. The race is viewed in more than 196 countries worldwide and watched by between four and five million viewers in the UK via the BBC.

The most recent edition in April 2024 saw the event set a new record for number of participants with 53,980 people taking part and become the first major marathon in the world to offer the same prize money pot to the wheelchair races as offered in the non-disabled categories. A world-record breaking 840,318 people from across the globe applied to take part in the 2025 TCS London Marathon which will be the historic 45th edition of the event and include the 40th edition of the TCS Mini London Marathon.

Inaugural Running:	1981																																																		
Largest Field:	53,980 finishers (2024)																																																		
Recent Participation:	<table border="0"> <thead> <tr> <th>Year</th> <th>Finishers</th> <th>Men</th> <th>Women</th> <th>Non-Binary</th> </tr> </thead> <tbody> <tr> <td>2024 (mass)</td> <td>53,980</td> <td>31,064</td> <td>22,870</td> <td>44</td> </tr> <tr> <td>2024 (virtual)</td> <td>3,122</td> <td>1,573</td> <td>1,545</td> <td>4</td> </tr> <tr> <td>2023 (mass)</td> <td>48,788</td> <td>28,484</td> <td>20,216</td> <td>88</td> </tr> <tr> <td>2023 (virtual)</td> <td>4,450</td> <td>2,375</td> <td>2,061</td> <td>12</td> </tr> <tr> <td>2022 (mass)</td> <td>40,627</td> <td>23,739</td> <td>16,888</td> <td></td> </tr> <tr> <td>2022 (virtual)</td> <td>7,493</td> <td>3,734</td> <td>3,759</td> <td></td> </tr> <tr> <td>2021 (mass)</td> <td>35,838</td> <td>21,436</td> <td>14,402</td> <td></td> </tr> <tr> <td>2021 (virtual)</td> <td>23,193</td> <td>11,601</td> <td>12,312</td> <td></td> </tr> <tr> <td>2020 (virtual)</td> <td>37,966</td> <td>19,223</td> <td>18,743</td> <td></td> </tr> </tbody> </table>	Year	Finishers	Men	Women	Non-Binary	2024 (mass)	53,980	31,064	22,870	44	2024 (virtual)	3,122	1,573	1,545	4	2023 (mass)	48,788	28,484	20,216	88	2023 (virtual)	4,450	2,375	2,061	12	2022 (mass)	40,627	23,739	16,888		2022 (virtual)	7,493	3,734	3,759		2021 (mass)	35,838	21,436	14,402		2021 (virtual)	23,193	11,601	12,312		2020 (virtual)	37,966	19,223	18,743	
Year	Finishers	Men	Women	Non-Binary																																															
2024 (mass)	53,980	31,064	22,870	44																																															
2024 (virtual)	3,122	1,573	1,545	4																																															
2023 (mass)	48,788	28,484	20,216	88																																															
2023 (virtual)	4,450	2,375	2,061	12																																															
2022 (mass)	40,627	23,739	16,888																																																
2022 (virtual)	7,493	3,734	3,759																																																
2021 (mass)	35,838	21,436	14,402																																																
2021 (virtual)	23,193	11,601	12,312																																																
2020 (virtual)	37,966	19,223	18,743																																																
Estimated Number of Spectators:	750,000																																																		
Course Records:	Men: 2:01:25 (Kelvin Kiptum, KEN, 2023) Women Only: 2:16:16 (Peres Jepchirchir, KEN, 2024) Women Mixed Race: 2:15:25 (Paula Radcliffe, GBR, 2003) Men Wheelchair: 1:23:44 (Marcel Hug, SUI, 2023) Women Wheelchair: 1:38:24 (Catherine Debrunner, SUI, 2022)																																																		
Most Victories:	Open men: Eliud Kipchoge (KEN) 4 Open women: Ingrid Kristiansen (NOR) 4 Wheelchair men: David Weir (GBR) 8 Wheelchair women: Tanni Grey-Thompson (GBR) 6																																																		
Prize Purse:	Elite Men and Women: \$313,000 (\$55,000 for the male and female champions) + time and record bonuses Wheelchairs: \$199,500 (\$35,000 for the male and female champions) + record bonuses																																																		
Organization Information:	Hugh Brasher, CEO London Marathon Events Marathon House 190 Great Dover Street London SE1 4YB www.tcs londonmarathon.com																																																		
Media Contacts:	Penny Dain, Marketing & Communications Director Ryan Goad, Head of Communications and TV Media@londonmarathonevents.co.uk																																																		
Upcoming Race Date:	April 27, 2025																																																		

TCS SYDNEY MARATHON PRESENTED BY ASICS

The TCS Sydney Marathon – announced as the newest member of the Abbott World Marathon Majors in November 2024 - is a World Athletics Platinum Label event and is the sole remaining participant legacy of the Sydney 2000 Olympic games.

The marathon course starts at the same location as the Sydney 2000 Olympic Marathon, in North Sydney, and takes runners across the iconic Sydney Harbour Bridge, around the landmarks of The Rocks, Circular Quay and Centennial Park, before finishing in front of the world-famous Sydney Opera House.

The race is the largest marathon in Australia and has had exponential growth since becoming a candidate to join the Abbott World Marathon Majors in 2022. The event is the only Abbott World Marathon Major in the Southern Hemisphere, and is expected to welcome a record-breaking 35,000 marathon runners in its first year as a Major in 2025.

Inaugural running:	2001																																			
Largest field:	20,346 finishers (2024)																																			
Recent participation:	<table> <thead> <tr> <th>Year</th> <th>Finishers</th> <th>Male</th> <th>Female</th> <th>Non-Binary</th> </tr> </thead> <tbody> <tr> <td>2024</td> <td>20,346</td> <td>13,789</td> <td>6,530</td> <td>27</td> </tr> <tr> <td>2023</td> <td>13,298</td> <td>9,574</td> <td>3,680</td> <td>44</td> </tr> <tr> <td>2022</td> <td>3,453</td> <td>2,609</td> <td>832</td> <td></td> </tr> <tr> <td>2021</td> <td colspan="4">cancelled due to the pandemic</td> </tr> <tr> <td>2020</td> <td colspan="4">cancelled due to the pandemic</td> </tr> <tr> <td>2019</td> <td>4,492</td> <td>3,268</td> <td>1,224</td> <td></td> </tr> </tbody> </table>	Year	Finishers	Male	Female	Non-Binary	2024	20,346	13,789	6,530	27	2023	13,298	9,574	3,680	44	2022	3,453	2,609	832		2021	cancelled due to the pandemic				2020	cancelled due to the pandemic				2019	4,492	3,268	1,224	
Year	Finishers	Male	Female	Non-Binary																																
2024	20,346	13,789	6,530	27																																
2023	13,298	9,574	3,680	44																																
2022	3,453	2,609	832																																	
2021	cancelled due to the pandemic																																			
2020	cancelled due to the pandemic																																			
2019	4,492	3,268	1,224																																	
Estimated number of spectators:	200,000																																			
Course Records	<p>Men: 2:06:18 (Brimin Kipkorir Misoi, KEN, 2024)</p> <p>Women: 2:21:41 (Workenesh Edesa Gurmesa, ETH, 2024)</p> <p>Men's Wheelchair: 1:36:38 (Kurt Fearnley, AUS, 2011)</p> <p>Women's Wheelchair: 1:54:10 (Madison de Rozario, AUS, 2024)</p>																																			
Most victories:	<p>Men: 4 (Julius Maritim, KEN)</p> <p>Women: 3 (Naoko Tsuchiya, JPN)</p> <p>Men's Wheelchair: 11 (Kurt Fearnley, AUS)</p> <p>Women's Wheelchair: 3 (Christie Dawes, AUS)</p>																																			
Organization information:	Wayne Larden Race Director																																			
Media contacts:	Nicola Bentley, General Manager nicola@pont3.com Tim Wiche, Marketing Director twiche@pont3.com																																			
Upcoming race Date:	Sunday August 31, 2025																																			

BMW BERLIN-MARATHON

A group of runners from one of Germany's most prestigious athletics clubs, SC Charlottenburg, organized the first BERLIN-MARATHON in 1974. It was not until 1981 that the race moved from the Grunewald (a big forest) into the city center of West Berlin. Supported by the three western allied forces (Britain, France and USA) it quickly developed into Germany's biggest and best quality marathon. A new era started after the fall of the Berlin Wall in November 1989. On September 30, 1990, three days before reunification, the course of the BERLIN-MARATHON led through Brandenburg Gate and both parts of Berlin for the first time. In 2001 Naoko Takahashi became the first woman to break the 2:20 barrier in Berlin. The flat and fast loop course was then changed significantly for the 2003 race. Paul Tergat, who ran a world record of 2:04:55 (first sub 2:05 time ever), became the first man to cross the new finish line, passing through Brandenburg Gate shortly before – the symbol for reunification.

The BMW BERLIN-MARATHON developed into one of the world's best quality road races. In 2008 Haile Gebrselassie (ETH) improved the world record for a second time, clocking 2:03:59. Patrick Makau (KEN) broke Gebrselassie's world record in Berlin in 2011, improving the time to 2:03:38. Three more world records by Kenyans followed: Wilson Kipsang clocked 2:03:23 in 2013, Dennis Kimetto became the first runner to achieve a sub 2:03 time in 2014 (2:02:57) and then Eliud Kipchoge smashed this mark in 2018. Running 2:01:39 he crowned the 45th edition of the BMW BERLIN-MARATHON by improving the former mark by 1:18 minutes, the biggest advance in the men's marathon world record for over 50 years. In 2022 Eliud Kipchoge achieved an incredible world record of 2:01:09 hours. The Kenyan thus improved his own best time by exactly half a minute. 22 years after the last world record on the women's side in Berlin, Tigst Assefa from Ethiopia set a new world record at the BMW BERLIN-MARATHON 2023. She stayed over two minutes under the previously existing record and ran an incredible 2:11:53 hours. A staggering total of thirteen world records were broken in the BMW BERLIN-MARATHON, which is unique. At the 50th BMW BERLIN-MARATHON in 2024, 54,280 finishers were registered at the finish line. With this verified record result, the BMW BERLIN-MARATHON was the biggest marathon in the world at the time.

Inaugural Running:	1974																														
Largest Field:	54,280 finishers (2024)																														
Recent Participation:	<table><thead><tr><th>Year</th><th>Finishers</th><th>Men</th><th>Women</th><th>Non-Binary</th></tr></thead><tbody><tr><td>2024</td><td>54,280</td><td>35,491</td><td>18,549</td><td>60</td></tr><tr><td>2023</td><td>43,010</td><td>28,583</td><td>14,392</td><td>35</td></tr><tr><td>2022</td><td>34,777</td><td>23,256</td><td>11,514</td><td>7</td></tr><tr><td>2021</td><td>23,097</td><td>16,731</td><td>6,366</td><td></td></tr><tr><td>2019</td><td>44,065</td><td>30,775</td><td>13,290</td><td></td></tr></tbody></table>	Year	Finishers	Men	Women	Non-Binary	2024	54,280	35,491	18,549	60	2023	43,010	28,583	14,392	35	2022	34,777	23,256	11,514	7	2021	23,097	16,731	6,366		2019	44,065	30,775	13,290	
Year	Finishers	Men	Women	Non-Binary																											
2024	54,280	35,491	18,549	60																											
2023	43,010	28,583	14,392	35																											
2022	34,777	23,256	11,514	7																											
2021	23,097	16,731	6,366																												
2019	44,065	30,775	13,290																												
Estimated Number of Spectators:	1.2 Million																														
Course Records:	Men: 2:01:39 (Eliud Kipchoge, KEN, 2018) Women: 2:11:53 (Tigst Assefa, ETH, 2023) Men's Wheelchair: 1:21:39 (Heinz Frei, SUI, 1997) Women's Wheelchair: 1:34:16 (Catherine Debrunner, SUI, 2023)																														
Prize Purse:	€170,000 of which the winners receive €30,000 each, plus time and record bonuses. Wheelchair prize purse of €46,400 of which the winners receive around €7,500 each.																														
Organization Information:	Christian Jost, Jürgen Lock, Managing Directors Mark Milde, Race Director SCC-EVENTS GmbH Hanns-Braun-Strasse/Adlerplatz 14053, Berlin Germany +49 (30) 30-12-88-10 www.bmw-berlin-marathon.com																														
Media Contacts:	Robert Fekl, Jochen Schmitz medien@scc-events.com +49 178 682 956 8 / +49 173 972 115 0																														
Upcoming Race Date:	September 21, 2025																														

BANK OF AMERICA CHICAGO MARATHON

In 1976, a small band of running enthusiasts met at the Metropolitan YMCA on LaSalle Street to discuss and plan a marathon in Chicago. This founding group realized their vision on September 25, 1977, when they hosted 4,200 local participants in the first Chicago Marathon. The Bank of America Chicago Marathon has since expanded to more than 52,000 finishers and an estimated 1.7 million on-course spectators. The flat and fast course begins and ends in historic Grant Park, sweeping through 29 diverse and colorful neighborhoods including Lakeview, Greektown, Little Italy, Pilsen, Chinatown, and Bronzeville. The loop course and abundance of public transportation options enables friends and family to cheer their runners on at many locations along the course. The Bank of America Chicago Marathon has a long history of hosting the world's fastest runners and has been the site of three men's world records (Steve Jones, 2:08:05, 1984; Khalid Khannouchi, 2:05:42, 1999; and Kelvin Kiptum, 2:00:35, 2023) and four women's world records (Catherine Ndereba, 2:18:47, 2001; Paula Radcliffe, 2:17:18, 2002; Brigid Kosgei, 2:14:04, 2019, and Ruth Chepngetich, 2:09:56, 2024)..

Inaugural Running:	1977					
Largest Field:	52,150 finishers (2024)					
Recent Participation:	Year	Finishers	Men	Women	Non-binary	Prefer not to say
	2024	52,150	28,054	23,887	134	75
	2023	48,472	25,765	22,543	104	60
	2022	39,387	20,876	18,426	85	
	2021	26,109	14,227	11,882		
Estimated Number of Spectators:	1.7 million					
Course Records:	Men's Open: 2:00:35 (Kelvin Kiptum, KEN, 2023)					
	Women's Open: 2:09:56 (Ruth Chepngetich, KEN, 2024)					
	Men's Wheelchair: 1:22:37 (Marcel Hug, SUI, 2023)					
	Women's Wheelchair: 1:36:12 (Catherine Debrunner, SUI, 2024)					
Most Victories:	Men's Open: 4 (Khalid Khannouchi, MAR/USA)					
	Women's Open: 3 (Ruth Chepngetich, KEN)					
	Men's Wheelchair: 5 (Kurt Fearnley, AUS)					
	Women's Wheelchair: 9 (Tatyana McFadden, USA)					
Prize Purse:	\$913,000					
Organization Information:	Carey Pinkowski, Executive Race Director Bank of America Chicago Marathon 110 North Wacker Drive Chicago, IL 60606 www.chicagomarathon.com					
Media Contacts:	Alex Sawyer Communications Director (312) 992-6618 alex.sawyer@cemevent.com					
Upcoming Race Date:	Sunday, October 12, 2025					

TCS NEW YORK CITY MARATHON

The TCS New York City Marathon is the premier event of nonprofit New York Road Runners (NYRR), the producer of 60 adult and youth races annually. The world’s largest marathon is held the first Sunday each November and features more than 50,000 runners—from the world’s best professional athletes to a vast range of runners across experience levels, ages, genders, abilities, and backgrounds. In 2024, the race became the largest marathon in history with more than 55,000 finishers. The New York City Marathon began in 1970 with just 127 entrants running four laps around Central Park and expanded to the five boroughs in 1976. Each year, runners tour New York City’s five boroughs, starting on Staten Island at the foot of the Verrazano-Narrows Bridge, and running through the neighborhoods of Brooklyn, Queens, and the Bronx, before ending in Manhattan at the iconic Central Park finish line. Tata Consultancy Services (TCS), a leading global IT services, consulting, and business solutions organization, is the premier partner of NYRR and the title sponsor of the TCS New York City Marathon. To learn more, visit www.tcsnymarathon.org.

Inaugural Running:	1970				
Largest Field:	55,644 finishers (2024)				
Recent Participation:	Year	Finishers	Men	Women	Non-Binary
	2024	55,644	30,788	24,724	119
	2023	51,454	28,519	22,843	92
	2022	47,840	26,609	21,185	46
Course Records:	Men: 2:04:58 (Tamirat Tola, ETH, 2023)				
	Women: 2:22:31 (Margaret Okayo, KEN, 2003)				
	Men’s Wheelchair: 1:25:26 (Marcel Hug, SUI, 2022)				
	Women’s Wheelchair: 1:39:32 (Catherine Debrunner, SUI, 2023)				
Most Victories:	Men: 4 (Bill Rodgers, USA)				
	Women: 9 (Grete Waitz, NOR)				
	Men’s Wheelchair: 6 (Marcel Hug, SUI)				
	Women’s Wheelchair: 5 (Edith (Wolf) Hunkeler, SUI and Tatyana McFadden, USA)				
Prize Purse:	\$890,000 (\$100,000 to open division champions and \$35,000 to wheelchair division champions)				
Organization Information:	Rob Simmelkjaer Chief Executive Officer				
	Ted Metellus Chief Event Production Officer and Race Director				
	New York Road Runners 156 West 56th Street, 5th Floor New York, NY 10019 USA				
Media Contacts:	Liv Ren 908-279-4092 lren@nyrr.org				
	Carole Harsch 929-746-6984 charsch@nyrr.org				
Upcoming Race Date:	November 2, 2025				

ABBOTT WORLD MARATHON MAJORS SERIES CHAMPIONS

SERIES/YEARS	MEN'S RUNNER CHAMPION	WOMEN'S RUNNER CHAMPION
Series XVI: 2024	Benson Kipruto (KEN)	Hellen Obiri (KEN)
Series XV: 2023	Kelvin Kiptum (KEN).....	Sifan Hassan (NED)
Series XIV: 2021/22	Eliud Kipchoge (KEN)	Gotytom Gebreslase (ETH)
Series XIII: 2019/21	Albert Korir (KEN).....	Joyciline Jepkosgei/ Peres Jepchirchir (KEN)
Series XII: 2018/19	Eliud Kipchoge (KEN).....	Brigid Kosgei (KEN)
Series XI: 2017/18	Eliud Kipchoge (KEN).....	Mary Keitany (KEN)
Series X: 2016/17	Eliud Kipchoge (KEN).....	Edna Kiplagat (KEN)
Series IX: 2015/16	Eliud Kipchoge (KEN).....	Mary Keitany (KEN)
Series VIII: 2013/14	Wilson Kipsang (KEN).....	Edna Kiplagat (KEN)
Series VII: 2012/13	Tsegaye Kebede (ETH)	Priscah Jeptoo (KEN)
Series VI: 2011/12	Geoffrey Mutai (KEN)	Mary Keitany (KEN)
Series V: 2010/11	Emmanuel Mutai (KEN)	Edna Kiplagat (KEN)
Series IV: 2009/10	Sammy Wanjiru (KEN)	Irina Mikitenko (GER)
Series III: 2008/09	Sammy Wanjiru (KEN)	Irina Mikitenko (GER)
Series II: 2007/08	Martin Lel (KEN).....	Irina Mikitenko (GER)
Series I: 2006/07	Robert Kipkoech Cheruiyot (KEN)	Gete Wami (ETH)

SERIES/YEARS	MEN'S WHEELCHAIR CHAMPION	WOMEN'S WHEELCHAIR CHAMPION
Series XVI: 2024	Marcel Hug (SUI).....	Catherine Debrunner (SUI)
Series XV: 2023	Marcel Hug (SUI).....	Catherine Debrunner (SUI)
Series XIV: 2021/22	Marcel Hug (SUI).....	Susannah Scaroni (USA)
Series XIII: 2019/21	Marcel Hug (SUI).....	Manuela Schär (SUI)
Series XII: 2018/19	Daniel Romanchuk (USA).....	Manuela Schär (SUI)
Series XI: 2017/18	Marcel Hug (SUI).....	Manuela Schär (SUI)
Series X: 2016/17	Marcel Hug (SUI).....	Tatyana McFadden (USA)

WORLD ATHLETICS/IAAF WORLD RECORDS SET IN WORLD MARATHON MAJORS EVENTS

MEN

WR	Athlete	WMM Event	Date
2:00:35	Kelvin Kiptum (KEN)	CHI	8 OCT 2023
2:01:09	Eliud Kipchoge (KEN)	BER	25 SEP 2022
2:01:39	Eliud Kipchoge (KEN)	BER	16 SEP 2018
2:02:57	Dennis Kimetto (KEN)	BER	28 SEP 2014
2:03:23	Wilson Kipsang (KEN)	BER	29 SEP 2013
2:03:38	Patrick Makau (KEN)	BER	25 SEP 2011
2:03:59	Haile Gebrselassie (ETH)	BER	28 SEP 2008
2:04:26	Haile Gebrselassie (ETH)	BER	30 SEP 2007
2:04:55	Paul Tergat (KEN)	BER	28 SEP 2003
2:05:38	Khalid Khannouchi (USA)	LON	14 APR 2002
2:05:42	Khalid Khannouchi (MAR)	CHI	24 OCT 1999
2:06:05	Ronaldo da Costa (BRA)	BER	20 SEP 1998
2:08:05	Steve Jones (GBR)	CHI	21 OCT 1984
2:12:12	Abebe Bikila (ETH)	OLY (Tokyo)	21 OCT 1964
2:15:17	Abebe Bikila (ETH)	OLY (Rome)	10 SEP 1960
2:25:39	Yun Bok Suh (KOR)	BOS	19 APR 1947
2:32:36	Hannes Kolehmainen (FIN)	OLY (Antwerp)	22 AUG 1920
2:55:19	Johnny Hayes (USA)	OLY (London)	24 JUL 1908

WOMEN

WR	Athlete	WMM Event	Date
2:09:56	Ruth Chepngetich (KEN)	CHI	13 OCT 2024
2:16:16^	Peres Jepchirchir (KEN)	LON	21 APR 2024
2:11:53	Tigst Assefa (ETH)	BER	24 SEP 2023
2:14:04	Brigid Kosgei (KEN)	CHI	13 OCT 2019
2:15:25	Paula Radcliffe (GBR)	LON	13 APR 2003
2:17:01	Mary Keitany (KEN)	LON	23 APR 2017
2:17:18	Paula Radcliffe (GBR)	CHI	13 OCT 2002
2:18:47	Catherine Ndereba (KEN)	CHI	07 OCT 2001
2:19:46	Naoko Takahashi (JPN)	BER	30 SEP 2001
2:20:43	Tegla Loroupe (KEN)	BER	26 SEP 1999
2:21:06	Ingrid Kristiansen (NOR)	LON	21 APR 1985
2:22:43	Joan Benoit Samuelson (USA)	BOS	18 APR 1983
2:25:29	Grete Waitz (NOR)	LON	17 APR 1983
2:25:42	Grete Waitz (NOR)	NYC	26 OCT 1980
2:27:33	Grete Waitz (NOR)	NYC	21 OCT 1979
2:32:30	Grete Waitz (NOR)	NYC	22 OCT 1978
2:34:48**	Christa Vahlensieck (GER)	BER	10 SEP 1977
2:42:24	Liane Winter (GER)	BOS	21 APR 1975

**Set in the 1977 German Marathon Championships

^World Record for all-Women's Marathon

Abbreviations Used Throughout This Section

BOS = Boston Marathon presented by Bank of America

LON = TCS London Marathon

BER = BMW BERLIN-MARATHON

CHI = Bank of America Chicago Marathon

NYC = TCS New York City Marathon

OLY = Olympic Games Marathon

8. Wheelchair Division

Wheelchair Division History	160
Men’s Professional Wheelchair Field and Bios	161
Women’s Professional Wheelchair Field and Bios.....	168
Wheelchair Division Information.....	176
Yearly Synopses	177
Champions	190
Champions by Country	192
Wheelchair Division Records	194
World Bests Established at the Boston Marathon	195
Career Winnings	195
Course Record Splits — Boston Marathon	196
Men’s All-Time Top 50 Performances	198
Women’s All-Time Top 50 Performances	199
Checkpoint Course Records	200
All-Time Top 10 Times by Place	201
Margin of Victory	202
Closest Finishes	202
Participation Through the Years	203
Wheelchair Road Racing Classifications	204

WHEELCHAIR DIVISION HISTORY

Throughout its long and storied history, the B.A.A. Boston Marathon has served as a proving ground for anyone accepting the challenge of the marathon.

As the decade of the 1970s commenced, wheelchair participants began to answer this challenge. On April 20, 1970, Eugene Roberts, a Vietnam War veteran who had lost both legs in combat, became the first person to complete the Boston Marathon in a wheelchair. Although Roberts was not officially entered, he was permitted to begin shortly before the noon start. Long after most runners had finished, Roberts, who attracted an entourage of well-wishers over the final miles, crossed the finish line at 6:07 p.m.

The Boston Marathon was devoid of similar wheelchair participation over the subsequent four years, but on April 21, 1975, Bob Hall forever changed the future of the sport. A 23-year-old native of Belmont, Massachusetts, Hall became the first officially recognized participant using a wheelchair when Race Director Will Cloney assured him that he would receive an official finishers' certificate if he completed the course in less than three hours. Hall responded by crossing the line in two hours, 58 minutes, and the B.A.A. made good on its promise.

Hall's performance was a source of encouragement for countless others. In much the same manner that Bill Rodgers helped spark the running boom, Bob Hall created interest among those competing in wheelchairs. As a result, the Boston Marathon became the world's first major marathon to incorporate a wheelchair division.

Reflecting on the inaugural race, Hall said, "This was a big deal. It was a sign that things were going to be different. I wasn't viewed as just a handicapped athlete in a wheelchair. The spectators sincerely recognized the physical achievement I was making."

In the 1990s, Jean Driscoll of Illinois combined athleticism, grace, and sportsmanship in bringing the division to the forefront of the public's attention. She won consecutively from 1990 to 1996, equaling the all-time Boston Marathon mark set by Clarence H. DeMar in the men's open race from 1911 to 1930.

In 2001, Ernst van Dyk of South Africa would begin to dominate the sport like none other before him. Having succeeded five-time champion Franz Nietlisbach (1995, 1997–2000), van Dyk won from 2001 to 2006, including 2004 when he raced to the world record (1:18:27), becoming the first person to break the one-hour, 20-minute barrier. After reclaiming the title in 2008, 2009, 2010, and 2014, he became the most successful Boston Marathon competitor of all-time with 10 wins.

The sport of professional wheelchair racing could never have imagined what was coming when Tatyana McFadden began her reign of victories in 2013. The American not only won the Boston Marathon in four straight years (2013–2016), but dominated every major marathon in the world during that same time period.

In 2017, a pair of Swiss stars in Marcel Hug and Manuela Schär re-wrote the record books by setting world bests and course records of 1:18:04 and 1:28:17, respectively. Hug narrowly edged van Dyk in a sprint for the ages (both men crossed the line in 1:18:04), while Schär defeated the rest of the women's field by nearly five minutes. In 2023, Hug lowered his course record to 1:17:06, then in 2024 clocked 1:15:33.

Over 1,800 wheelchair athletes have completed the Boston Marathon, and the wheelchair division boasts the richest prize purse in the sport. In 2021, Boston became the first Abbott World Marathon Major event to offer equal course record bonuses for open and wheelchair divisions (\$50,000).

The Boston Marathon is also part of the Abbott World Marathon Majors Wheelchair Series, which crowns champions and awards prize money based on points accumulated over a year's span of races.

2025 BOSTON MARATHON PROFESSIONAL WHEELCHAIR FIELD

MEN'S FIELD	Country	Personal Best
Marcel Hug^	SUI	1:15:33 (Boston, 2024)
Josh Cassidy^	CAN	1:18:25 (Boston, 2012)
Aaron Pike	USA	1:20:02 (Grandma's 2022)
Johnboy Smith	GBR	1:20:05 (Grandma's 2022)
Daniel Romanchuk^	USA	1:20:37 (Boston, 2024)
Kota Hokinoe	JPN	1:22:01 (Oensingen, 2011)
Rafael Botello Jimenez	ESP	1:22:09 (Boston, 2017)
David Weir	GBR	1:22:12 (Boston, 2024)
Patrick Monahan	IRL	1:22:23 (Grandma's 2019)
Sho Watanabe	JPN	1:24:00 (Oita, 2019)
Hermin Garic	USA	1:24:18 (Grandma's 2022)
Jeyna Senbeta	USA	1:24:27 (Boston, 2017)
Jetze Plat	NED	1:24:28 (Dubai, 2023)
Simon Lawson	GBR	1:25:06 (Boston, 2017)
Brian Siemann	USA	1:26:46 (Boston, 2017)
Evan Correll	USA	1:27:19 (Grandma's 2022)
Jason Robinson	USA	1:29:01 (Grandma's 2022)
Jake Lappin	AUS	1:29:25 (Boston, 2024)
Phillip Croft	USA	1:30:14 (Grandma's 2022)
Geert Schipper	NED	1:30:33 (Berlin, 2024)
Wyatt Willand	USA	1:31:16 (Boston, 2024)
Sean Frame	GBR	1:31:18 (Berlin 2023)
Dustin Stallberg	USA	1:36:13 (Boston, 2024)
Aidan Gravelle	USA	1:42:28 (Grandma's 2024)

^ signifies Boston Marathon Champion

MARCEL HUG
Nottwil, Switzerland

PRONUNCIATION: Mar-cell Who-g

BIRTHDAY: 18 January 1986

PERSONAL BEST: 1:15:33 (Boston, 2024)



ABBOTT WORLD MARATHON MAJORS HIGHLIGHTS:

3Nov2024	TCS New York City Marathon	1:40:10 (2nd)
13Oct2024	Bank of America Chicago Marathon	1:25:54 (1st)
29Sep2024	BMW Berlin Marathon	1:27:18 (1st)
8Sep2024	Paralympic Marathon	1:27:39 (1st)
21Apr2024	TCS London Marathon	1:28:35 (1st)
15Apr2024	Boston Marathon presented by Bank of America	1:15:33 (1st)
5Nov2023	TCS New York City Marathon	1:25:29 (1st)
8Oct2023	Bank of America Chicago Marathon	1:22:37 (1st)
24Sep2023	BMW Berlin Marathon	1:23:07 (1st)
23Apr2023	TCS London Marathon	1:23:44 (1st)
17Apr2023	Boston Marathon	1:17:06 (1st)
4Mar2023	Tokyo Marathon	1:20:57 (1st)
6Nov2022	TCS New York City Marathon	1:25:26 (1st)
9Oct2022	Bank of America Chicago Marathon	1:25:20 (1st)
2Oct2022	TCS London Marathon	1:24:38 (1st)
25Sep2022	BMW Berlin Marathon	1:24:56 (1st)
18Apr2022	Boston Marathon	DNS (Illness)
6Mar2022	Tokyo Marathon	1:25:26 (1st)
7Nov2021	TCS New York City Marathon	1:31:24 (1st)
11Oct2021	Boston Marathon	1:18:11 (1st)
10Oct2021	Bank of America Chicago Marathon	1:29:08 (2nd)
3Oct2021	Virgin London Marathon	1:26:27 (1st)
26Sept2021	BMW BERLIN-MARATHON	1:24:03 (1st)
5Sept2021	Tokyo 2020 Paralympic Marathon	1:24:02 (1st)
15Apr2019	Boston Marathon	1:26:42 (3rd)
3Mar2019	Tokyo Marathon	1:30:43 (1st)
16Apr2018	Boston Marathon	1:46:26 (1st)
15Apr2017	Boston Marathon	1:18:04 (1st)
18Apr2016	Boston Marathon	1:24:06 (1st)
20Apr2015	Boston Marathon	1:29:53 (1st)

CAREER NOTES:

Seven-time Boston Marathon Champion (2015, 2016, 2017, 2018, 2021, 2023, 2024)

Set Boston Marathon Course Record and then-World Best in 2017 (1:18:04). Improved his own world record to 1:17:47 at Oita in 2021, and established a new Boston Course Record in 2023 (1:17:06) and 2024 (1:15:33) Hug has won 38 Abbott World Marathon Majors races over the span of his career, including five AbbottWMM events in 2024.

Hug won four Paralympic medals in Paris (marathon, 5000m, 1500m, and 800m) to go with four golds from the Tokyo Paralympics in the same events.

Hug won the Abbott World Marathon Majors Series X (2016/2017), Series XI (2017/2018), Series XIII (2019-2021), Series XIV (2021/2022), Series XV (2023), and Series XVI (2024).

Has competed in six Paralympic Games (2004, 2008, 2012, 2016, 2020, 2024). At the 2016 Rio de Janeiro Olympic Games, he captured gold in the 800m, 5,000m, and marathon, and took home silver in the 1500m.

Hug has also won the Boston 5K in 2022, 2023, and 2024.

PERSONAL NOTES:

Hug grew up on a farm in Switzerland with three older brothers.

He was born with spina bifida, first started competing at age 10, and has been a member of the Swiss national team since 2005.

He is nicknamed the "Swiss Silver Bullet" thanks to his shiny helmet.

[International Paralympic Committee Bio](#)

AARON PIKE

Champaign, Illinois, USA

PRONUNCIATION: Aaron Pike

BIRTHDAY: 4 May 1986

PERSONAL BEST: 1:20:02 (Duluth, 2022)



ABBOTT WORLD MARATHON MAJORS HIGHLIGHTS:

3Nov2024	TCS New York City Marathon	1:41:05 (7th)
13Oct2024	Bank of America Chicago Marathon	1:29:00 (4th)
8Sep2024	Paralympic Marathon	1:36:23 (7th)
21Apr2024	TCS London Marathon	1:35:35 (6th)
15Apr2024	Boston Marathon presented by Bank of America	1:28:35 (7th)
5Nov2023	TCS New York City Marathon	1:39:58 (5th)
8Oct2023	Bank of America Chicago Marathon	1:32:45 (4th)
23Apr2023	TCS London Marathon	1:39:41 (16th)
17Apr2023	Boston Marathon	1:30:30 (4th)
6Nov2022	TCS New York City Marathon	1:38:07 (5th)
9Oct2022	Bank of America Chicago Marathon	1:33:13 (3rd)
2Oct2022	TCS London Marathon	1:33:05 (6th)
18Apr2022	Boston Marathon	1:32:49 (2nd)
11Oct2021	Boston Marathon	1:28:55 (4th)
15Apr2019	Boston Marathon	1:27:09 (4th)
17Apr2017	Boston Marathon	1:22:09 (7th)
18Apr2016	Boston Marathon	1:28:35 (8th)
20Apr2015	Boston Marathon	1:46:26 (17th)
15Apr2013	Boston Marathon	1:39:13 (19th)
16Apr2012	Boston Marathon	1:32:45 (10th)
18Apr2011	Boston Marathon	1:29:52 (8th)
19Apr2010	Boston Marathon	1:38:17 (11th)
20Apr2009	Boston Marathon	1:47:10 (10th)

CAREER NOTES:

With his finish at the 2023 New York City Marathon, Pike qualified for Team USA's marathon team at the 2024 Paris Paralympic Games. In Paris he finished 7th in the marathon, 11th in the 5000m, and 12th in the 1500m.

Aaron Pike finished a career-high second place at the 2022 Boston Marathon.

Pike is a seven-time Paralympian across both summer (track and field) and winter games (biathlon and cross-country skiing). At the 2021 Tokyo Paralympics Pike placed 6th in the marathon.

Pike won the 2022 Grandma's Marathon in 1:20:02, notching a personal best.

PERSONAL NOTES:

Pike is a graduate of the University of Illinois's distinguished wheelchair program.

At 13, Pike picked up on adaptive sports after sustaining a T-11 spinal cord injury in a hunting accident.

He enjoys camping, fishing and spending time with his family.

[International Paralympic Committee Bio](#)

JETZE PLAT
Netherlands



PRONUNCIATION: Jet-za Plat

BIRTHDAY: 10 June 1991

PERSONAL BEST: 1:24:28 (Dubai, 2023)

ABBOTT WORLD MARATHON MAJORS HIGHLIGHTS:

3Nov2024.....	TCS New York City Marathon.....	1:41:04 (6th)
13Oct2024.....	Bank of America Chicago Marathon	1:31:14 (5th)
8Sep2024.....	Paralympic Marathon.....	1:39:47 (9th)
5Nov2023.....	TCS New York City Marathon.....	1:34:22 (3rd)
8Oct2023.....	Bank of America Chicago Marathon	1:31:40 (3rd)
23Apr2023.....	TCS London Marathon.....	1:28:44 (2nd)
17Apr2023.....	Boston Marathon	1:28:35 (3rd)
6Nov2022.....	TCS New York City Marathon.....	1:31:28 (3rd)

CAREER NOTES:

In his first Boston Marathon, Jetze Plat placed on the podium, finishing 3rd in 2023.

Plat earned Paralympic gold medals in three events at the 2021 Tokyo Paralympics: Triathlon, Cycling Road Race, and Cycling Time Trial. He also won gold at the 2016 Para Triathlon and bronze at the 2016 Para Cycling Road Race. At the 2024 Paris Paralympics, Plat earned another three gold medals in Para triathlon (PTWC) and Para cycling (Road Race H4 and Road Time Trial H4).

Plat won Hawaii’s Ironman World Championships in Kona in 2017, finishing with a time of 8:41:47.

PERSONAL NOTES:

Plat first began handcycling as a means to travel to school as a child. He was born with a shorter left leg and no ligaments in his left knee. In 2008 he had his lower right leg amputated.

He has earned a mechanical engineering degree.

[International Paralympic Committee Bio](#)

DANIEL ROMANCHUK

Champaign, Illinois, USA

PRONUNCIATION: Daniel Ro-man-chuck

BIRTHDAY: 3 August 1998

PERSONAL BEST: 1:20:37 (Boston, 2024)



ABBOTT WORLD MARATHON MAJORS HIGHLIGHTS:

3Nov2024	TCS New York City Marathon	1:36:31 (1st)
13Oct2024	Bank of America Chicago Marathon	1:25:58 (2nd)
8Sep2024	Paralympic Marathon	1:32:23 (4th)
21Apr2024	TCS London Marathon	1:29:06 (2nd)
15Apr2024	Boston Marathon presented by Bank of America	1:20:37 (2nd)
3Mar2024	Tokyo Marathon	1:28:32 (2nd)
5Nov2023	TCS New York City Marathon	1:30:07 (2nd)
8Oct2023	Bank of America Chicago Marathon	1:31:34 (2nd)
24Sep2023	BMW Berlin Marathon	1:30:16 (2nd)
23Apr2023	TCS London Marathon	1:30:18 (4th)
17Apr2023	Boston Marathon	1:27:45 (2nd)
6Nov2022	TCS New York City Marathon	1:27:38 (2nd)
9Oct2022	Bank of America Chicago Marathon	1:33:11 (2nd)
2Oct2022	TCS London Marathon	1:24:40 (2nd)
25Sep2022	BMW Berlin Marathon	1:28:54 (2nd)
18Apr2022	Boston Marathon	1:26:58 (1st)
7Nov2021	TCS New York City Marathon	1:38:22 (3rd)
11Oct2021	Boston Marathon	1:25:46 (2nd)
10Oct2021	Bank of America Chicago Marathon	1:29:07 (1st)
3Oct2021	Virgin London Marathon	1:29:27 (2nd)
26Sept2021	BMW BERLIN-MARATHON	1:24:47 (2nd)
5Sept2021	Tokyo 2020 Paralympic Marathon	1:29:05 (3rd)
15Apr2019	Boston Marathon	1:21:36 (1st)
16Apr2018	Boston Marathon	1:50:39 (3rd)
15Apr2017	Boston Marathon	1:26:26 (16th)

CAREER NOTES:

Daniel Romanchuk made history at the 2019 Boston Marathon, becoming the youngest men's wheelchair champion in race history at just 20-years old. He also became the first American man to win the wheelchair title since 1993, before Romanchuk was even born. In 2022 he returned to the top spot of the podium, winning his second Boston Marathon wheelchair title in 1:26:58.

Romanchuk won Abbott World Marathon Majors Series XII in 2019 thanks to victories in Boston, New York, Chicago, and London. London also served as the IPC World Championships, where he earned gold. Romanchuk represented Team USA at the 2024 Paralympic Games in Paris. There he won gold in the 5000m, bronze in the 400m, finished 4th in the marathon, 5th in the 800m, and 9th in the 1500m.

Competed on Team USA for the 2020 Paralympic Games in Tokyo, racing in five events. Won gold in the 400m, bronze in the marathon, placed fourth in the 800m and 5000m, and fifth in the 1500m.

Romanchuk returned to Boston to win the 2019 B.A.A. 10K in a course record of 20:17. While in Boston, he threw out the ceremonial first pitch at Fenway Park prior to a Boston Red Sox game.

One day before finishing second at the 2021 Boston Marathon, Romanchuk took home a victory at the 2021 Chicago Marathon.

Romanchuk set course records at both the 2022 and 2024 Boston Half.

PERSONAL NOTES:

Romanchuk grew up in Maryland. Born with spina bifida, he started participating in adaptive sports at age 2 with the Bennett Blazers, taking part in wheelchair basketball, archery, triathlon, skiing, and track and field.

One of his early coaches at the Bennett Blazers was Tatyana McCadden.

Romanchuk spends time mentoring young wheelchair athletes, and hosted a series of webinars geared towards up-and-coming wheelchair athletes during the pandemic

[International Paralympic Committee Bio](#)

JOHNBOY SMITH

Great Britain

PRONUNCIATION: Johnboy Smith

BIRTHDAY: 27 November 1989

PERSONAL BEST: 1:20:05 (Grandma's, 2022)



ABBOTT WORLD MARATHON MAJORS HIGHLIGHTS:

3Nov2024	TCS New York City Marathon	1:49:38 (13th)
13Oct2024	Bank of America Chicago Marathon	1:33:14 (9th)
29Sep2024	BMW Berlin Marathon	1:33:57 (10th)
21Apr2024	TCS London Marathon	1:37:00 (10th)
15Apr2024	Boston Marathon presented by Bank of America	1:31:03 (13th)
3Mar2024	Tokyo Marathon	1:34:32 (7th)
5Nov2023	TCS New York City Marathon	1:40:09 (8th)
24Sep2023	BMW Berlin Marathon	1:31:17 (7th)
23Apr2023	TCS London Marathon	1:37:23 (14th)
17Apr2023	Boston Marathon	1:27:45 (2nd)
4Mar2023	Tokyo Marathon	1:33:13 (7th)
6Nov2022	TCS New York City Marathon	1:41:57 (11th)
9Oct2022	Bank of America Chicago Marathon	1:35:02 (6th)
2Oct2022	TCS London Marathon	1:34:17 (10th)
25Sep2022	BMW Berlin Marathon	1:41:50 (13th)
18Apr2022	Boston Marathon	1:32:55 (3rd)
6Mar2022	Tokyo Marathon	1:31:05 (6th)
11 Oct2021	Boston Marathon	1:31:43 (6th)
15Apr2019	Boston Marathon	1:31:55 (11th)

CAREER NOTES:

Earned a gold medal at the Commonwealth Games Marathon in 2022 (1:41:15).

Smith has finished runner-up at the 2017 New York City Marathon, 2018 Commonwealth Games Marathon, and 2022 Grandma's Marathon.

PERSONAL NOTES:

A former boxer, Smith suffered injuries after being accidentally struck by a farmer's bullet. Rehabbing at the world-renowned Stoke Mandeville Hospital (which inspired the Paralympics) Smith became active in Para sports including lifting.

Smith began wheelchair racing after watching the 2012 Paralympics in London.

[International Paralympic Committee Bio](#)

DAVID WEIR
Saint Leonards on Sea, GBR

PRONUNCIATION: David Wee-rr

BIRTHDATE: 5 June 1979

PERSONAL BEST: 1:22:12 (Boston, 2024)



ABBOTT WORLD MARATHON MAJORS HIGHLIGHTS:

3Nov2024 TCS New York City Marathon 1:36:36 (2nd)
29Sep2024 BMW Berlin Marathon 1:29:05 (2nd)
8Sep2024 Paralympic Marathon 1:33:27 (5th)
21Apr2024 TCS London Marathon 1:29:58 (3rd)
15Apr2024 Boston Marathon presented by Bank of America	1:22:12 (3rd)
18Apr2016 Boston Marathon 1:26:17 (4th)

CAREER NOTES:

David Weir is among the most decorated international wheelchair athletes, having won 12 Paralympic medals across seven games. He first raced at the Paralympics in 1996.

At the 2024 Paris Paralympics, Weir competed in the marathon (5th place), 5000m (8th) and the 1500m (6th in his heat).

Weir has won eight London Marathon titles, most recently winning in 2018. His 2024 finish was his 25th consecutive London Marathon.

After placing second at the 2024 Boston 5K, Weir finished on the podium two days later by taking 3rd at the 2024 Boston Marathon.

PERSONAL NOTES:

Weir lost use of his legs after being born with a severed spinal cord. He's been competing in athletics since his youth years, taking up wheelchair racing at the early age of 8.

His nickname is the Weirwolf. Weir has four children.

[International Paralympic Committee Bio](#)

2025 BOSTON MARATHON PROFESSIONAL WHEELCHAIR FIELD

WOMEN'S FIELD	Country	Personal Best
Susannah Scaroni^	USA	1:27:31 (Grandma's, 2022)
Manuela Schär^	SUI	1:28:17 (Boston, 2017)
Tatyana McFadden^	USA	1:31:30 (Grandma's 2019)
Catherine Debrunner	SUI	1:34:16 (Berlin, 2023)
Eden Rainbow-Cooper^	GBR	1:34:17 (Berlin, 2023)
Marie Emmanuelle Noemi Alphonse	MRI	1:35:14 (Grandma's 2022)
Christie Dawes	AUS	1:37:12 (Boston, 2017)
Madison De Rozario	AUS	1:38:11 (Tokyo, 2021)
Patricia Eachus	SUI	1:40:22 (Boston, 2024)
Aline Dos Santos Rocha	BRA	1:41:39 (Berlin, 2021)
Vanessa Cristina de Souza	BRA	1:43:22 (Boston, 2024)
Michelle Wheeler	USA	1:45:45 (Oita, 2019)
Yen Hoang	USA	1:46:19 (Chicago, 2024)
Hoda Elshorbagy	EGY	1:47:32 (Boston, 2024)
Eva Houston	USA	1:59:49 (Grandma's 2022)
Hannah Dederick	USA	2:02:23 (Chicago, 2022)
Chelsea Stein	USA	2:19:33 (Honolulu, 2023)

^ signifies Boston Marathon Champion

CATHERINE DEBRUNNER

Nottwil, Switzerland



PRONUNCIATION: Catherine De-brunn-err

BIRTHDATE: 11 April 1995

PERSONAL BEST: 1:34:16 (Berlin, 2023)

ABBOTT WORLD MARATHON MAJORS HIGHLIGHTS:

2Mar2025 Tokyo Marathon.....	1:35:55 (1st)
13Oct2024 Bank of America Chicago Marathon	1:36:12 (1st)
29Sep2024 BMW Berlin Marathon.....	1:35:23 (1st)
8Sep2024 Paralympic Marathon.....	1:41:50 (1st)
21Apr2024 TCS London Marathon	1:38:54 (1st)

CAREER NOTES:

Catherine Debrunner burst onto the wheelchair racing scene in 2022 at the marathon distance and has not looked back. In 2024 she won all four marathons she entered, taking home the Abbott World Marathon Majors Series XVI title. Included among the wins was a gold medal at the Paralympic Marathon. She also won the Abbott World Marathon Majors Series XV crown.

Between her first two Paralympic Games (2020 Tokyo and 2024 Paris), Debrunner earned eight medals. At Paris she won gold in the marathon, 5000m, 1500m, 800, and 400m, and a silver in the 100m. In Tokyo she won gold in the 400m and bronze in the 800m.

2024 marks her Boston Marathon debut, looking to join the long list of distinguished Boston champions from Switzerland.

She is a six-time world record holder and five-time world champion.

PERSONAL NOTES:

Debrunner won the Laureus World Sportsman of the Year with a Disability award in 2023.

Debrunner began wheelchair racing at 8 years old, and is coached by Arno Mul. She was born with a birth defect in her spine. She previously worked as a teacher.

[International Paralympic Committee Bio](#)

MADISON DE ROZARIO

Sydney, Australia

PRONUNCIATION: Madison De Row-zar-ee-o

BIRTHDATE: 24 November 1993

PERSONAL BEST: 1:38:11 (Tokyo Paralympics, 2021)



ABBOTT WORLD MARATHON MAJORS HIGHLIGHTS:

2Mar2025 Tokyo Marathon 1:40:30 (5th)
3Nov2024 TCS New York City Marathon 2:01:48 (5th)
8Sep2024 Paralympic Marathon 1:46:13 (2nd)
21APR2024 TCS London Marathon 1:45:54 (4th)
15Apr2024 Boston Marathon presented by Bank of America 1:39:20 (3rd)
3Mar2024 Tokyo Marathon 1:44:17 (4th)
5Nov2023 TCS New York City Marathon 1:53:47 (7th)
24Sep2023 BMW Berlin Marathon 1:45:27 (13th)
23Apr2023 TCS London Marathon 1:38:51 (1st)
17Apr2023 Boston Marathon 1:46:55 (2nd)
4Mar2023 Tokyo Marathon 1:44:17 (3rd)
6Nov2022 TCS New York City Marathon 1:45:24 (3rd)
25Sep2022 BMW Berlin Marathon 1:43:43 (6th)
18Apr2022 Boston Marathon 1:52:48 (3rd)
7Nov2021 TCS New York City Marathon 1:51:01 (1st)
5Sept2021 Tokyo 2020 Paralympic Marathon 1:38:11 (1st)
29Sep2019 BMW BERLIN-MARATHON 1:42:09 (3rd)
28Apr2019 Virgin Money London Marathon 1:49:44 (3rd)
15Apr2019 Boston Marathon 1:41:36 (3rd)
3Mar2019 Tokyo Marathon 1:48:52 (2nd)
4Nov2018 TCS New York City Marathon 1:58:06 (6th)
7Oct2018 Bank of American Chicago Marathon 1:43:16 (2nd)
22Apr2018 Virgin Money London Marathon 1:42:58 (1st)

CAREER NOTES:

Madison De Rozario made history in 2021, winning gold at the Paralympic Marathon (1:38:11) and 800m (1:45.99) in Tokyo, then became the first Australian woman ever to win the TCS New York City Marathon (1:51:01). She also won bronze in the 1500m at the Tokyo Paralympics (3:28.24). At the 2024 Paris Paralympics, De Rozario won silver in the marathon and bronze in the 5000m.

In her Boston Marathon debut in 2019, De Rozario placed on the podium, taking third only behind Manuela Schär and Tatyana McFadden. In 2018, De Rozario won the Commonwealth Games Marathon, then a week later claimed the London Marathon title.

PERSONAL NOTES:

Born in Perth, Western Australia, De Rozario played wheelchair tennis and basketball before gravitating to racing starting at age 12. She is coached by four-time Boston Marathon champion Louise Sauvage. De Rozario was honored with Cosmopolitan Sportswoman of the Year and UnioSport Australia - Outstanding Sporting Achievement awards in 2018.

[International Paralympic Committee Bio](#)

YEN HOANG
Vancouver, WA



PRONUNCIATION: Yen Hoang

BIRTHDAY: 8 March 1997

PERSONAL BEST: 1:46:19 (Chicago, 2024)

ABBOTT WORLD MARATHON MAJORS HIGHLIGHTS:

2Mar2025 Tokyo Marathon 1:55:11 (8th)
3Nov2024 TCS New York City Marathon 2:19:40 (10th)
13Oct2024 Bank of America Chicago Marathon 1:46:19 (6th)
21Apr2024 TCS London Marathon 2:06:42 (2nd)
15APR2024 Boston Marathon presented by Bank of America ...	1:52:13 (13th)
5Nov2023 TCS New York City Marathon 2:04:17 (13th)
8Oct2023 Bank of America Chicago Marathon 1:58:16 (10th)
23Apr2023 TCS London Marathon 1:58:55 (14th)
17Apr2023 Boston Marathon 2:10:20 (9th)
6Nov202 TCS New York City Marathon 1:48:30 (4th)
9Oct2022 Bank of America Chicago Marathon 1:49:54 (4th)
2Oct2022 TCS London Marathon 1:47:29 (8th)
18Apr2022 Boston Marathon 1:55:27 (4th)
11Oct2021 Boston Marathon 1:51:24 (3rd)
15Apr2019 Boston Marathon 2:01:06 (15th)

CAREER NOTES:

Yen Hoang finished a career high third at the 2021 Boston Marathon.

Hoang competed at the 2021 Paralympic Games in Tokyo, finishing eighth in the 800 meters and ninth in the 100 meters.

At the 2019 Parapan American Games, Hoang earned gold in the 800 meters and silver in the 400 meters.

PERSONAL NOTES:

Yen Hoang was born in Saigon, Vietnam and her hometown is Vancouver, Washington. She attended Evergreen High School and the University of Illionis at Urbana-Champaign, where she studied business and accounting.

Yen's first entered Para track and field at the 2014 U.S. championships. She also plays wheelchair basketball and rugby.

Yen enjoys crafts, oil painting and origami.

Yen won the 2023 B.A.A. 10K in 25:25. She placed second at the 2024 Boston Half.

[International Paralympic Committee Bio](#)

TATYANA MCFADDEN

Clarksville, Maryland, USA

PRONUNCIATION: Tat-ya-na Mc-FAD-den

BIRTHDATE: 21 April 1989

PERSONAL BEST: 1:31:30 (Grandma's, 2019)



ABBOTT WORLD MARATHON MAJORS HIGHLIGHTS:

3Nov2024.....	TCS New York City Marathon.....	1:58:47 (2nd)
13Oct2024.....	Bank of America Chicago Marathon.....	1:41:59 (3rd)
8Sep2024.....	Paralympic Marathon.....	1:53:52 (7th)
21APR2024.....	TCS London Marathon.....	1:45:51 (3rd)
11 Oct2021.....	Boston Marathon.....	1:50:20 (2nd)
15Apr2019.....	Boston Marathon.....	1:41:35 (2nd)
16Apr2018.....	Boston Marathon.....	2:04:39 (1st)
15Apr2017.....	Boston Marathon.....	1:35:05 (4th)
18Apr2016.....	Boston Marathon.....	1:42:16 (1st)
20Apr2015.....	Boston Marathon.....	1:52:54 (1st)
21Apr2014.....	Boston Marathon.....	1:35:06 (1st)
15Apr2013.....	Boston Marathon.....	1:45:24 (1st)

CAREER NOTES:

Tatyana McFadden won her fifth Boston Marathon title in 2018, persevering through the wet conditions to finish in 2:04:39. In 2019 and 2021, she was runner-up to Manuela Schär.

McFadden's first Boston win in 2013 started a streak of marathon wins in Boston, London, Chicago, and New York City that spanned through 2016. During that span she won Series X of the Abbott World Marathon Majors (2016-2017).

McFadden has competed at seven Paralympic Games, earning 23 Paralympic medals. Most recently she competed for Team USA at the Paris 2024 Games, earning silver in the 100m and bronze in the universal relay, and placing 4th in the 800m, 7th in the marathon, and 8th in the 400m.

At the 2020 Paralympic Games in Tokyo, she raced in six events (gold in the 4x100m Universal Relay, silver in the 800m, bronze in the 5000m, 4th in the 400m, and 5th in both the 1500m and marathon).

PERSONAL NOTES:

Tatyana McFadden got her start with wheelchair racing when she joined the Bennett Blazers, a wheelchair sports organization in Baltimore. McFadden has received countless awards over her career, including ESPYs (Excellence in Sports Performance Yearly), and has been recognized by the USOPC as Paralympic Sportswoman of the Year.

McFadden starred in the 2020 Netflix film "Rising Phoenix" chronicling the journeys of numerous Paralympic athletes.

[International Paralympic Committee Bio](#)

EDEN RAINBOW-COOPER

Surrey, GBR


PRONUNCIATION: E-den Rainbow-Cooper

BIRTHDATE: 17 May 2001

PERSONAL BEST: 1:34:17 (Berlin, 2023)

ABBOTT WORLD MARATHON MAJORS HIGHLIGHTS:

3Nov2024	TCS New York City Marathon	2:00:21 (4th)
13Oct2024	Bank of America Chicago Marathon	1:46:04 (4th)
21Apr2024	TCS London Marathon	1:50:39 (6th)
15Apr2024	Boston Marathon presented by Bank of America	1:35:11 (1st)
3Mar2024	Tokyo Marathon	1:40:26 (2nd)
17Apr2023	Boston Marathon	2:06:45 (7th)



CAREER NOTES:

Eden Rainbow-Cooper became the first woman from Britain to win the Boston Marathon's wheelchair division when she crossed the line first in 1:35:11, claiming the 2024 title. Two days prior, she won the 2024 Boston 5K in 12:04. Rainbow-Cooper managed to beat her first Boston time by more than 30 minutes en route to the 2024 victory. It was her first win at an Abbott World Marathon Majors event.

She raced in her first Paralympic Games in Paris, 2024. Eden competed in the 1500m, 5000m, and marathon; her highest finish was seventh place in the 1500m.

She won silver at the 2022 Commonwealth Games Marathon. She also holds British records for the 5000m and marathon.

PERSONAL NOTES:

Eden Rainbow-Cooper began wheelchair racing in 2013. The racing chair Rainbow-Cooper won Boston 2024 in was purchased through fundraised efforts.

She was born with sacral agenesis, a neurological disorder that affects the body below the waist.

[International Paralympic Committee Bio](#)

SUSANNAH SCARONI

Urbana, Illinois, USA

PRONUNCIATION: Sue-zan-ah SCAR-oh-knee

BIRTHDATE: 16 May 1991

PERSONAL BEST: 1:27:31 (Grandma's, 2021)



ABBOTT WORLD MARATHON MAJORS HIGHLIGHTS:

2Mar2025	Tokyo Marathon	1:36:27 (2nd)
3Nov2024	TCS New York City Marathon	1:48:05 (1st)
13Oct2024	Bank of America Chicago Marathon	1:56:20 (12th)
29Sep2024	BMW Berlin Marathon	1:38:01 (2nd)
8Sep2024	Paralympic Marathon	1:46:29 (3rd)
3Mar2024	Tokyo Marathon	1:41:33 (3rd)
5Nov2023	TCS New York City Marathon	1:48:14 (3rd)
8Oct2023	Bank of America Chicago Marathon	1:38:46 (2nd)
24Sep2023	BMW Berlin Marathon	1:34:31 (4th)
17Apr2023	Boston Marathon	1:41:45 (1st)
6Nov2022	TCS New York City Marathon	1:42:43 (1st)
9Oct2022	Bank of America Chicago Marathon	1:45:48 (1st)
2Oct2022	TCS London Marathon	1:42:21 (2nd)
25Sep2022	BMW Berlin Marathon	1:36:51 (3rd)
18Apr2022	Boston Marathon	1:46:20 (2nd)
5Sept2021	Tokyo 2020 Paralympic Marathon	1:41:04 (6th)
3Nov2019	TCS New York City Marathon	1:51:37 (3rd)
15Apr2019	Boston Marathon	1:42:34 (5th)
3Mar2019	Tokyo Marathon	1:54:29 (3rd)
16Apr2018	Boston Marathon	2:20:01 (2nd)
15Apr2017	Boston Marathon	1:33:17 (3rd)
18Apr2016	Boston Marathon	1:46:23 (4th)
20April 2015	Boston Marathon	1:57:21 (3rd)
21Apr2014	Boston Marathon	1:38:33 (3rd)
15Apr2013	Boston Marathon	1:53:28 (6th)

CAREER NOTES:

Despite stopping to fix a loose wheel near eight miles, Susannah won the 2023 Boston Marathon in 1:41:45 — her first Boston title. She finished second at both the 2018 and 2022 Boston Marathons, and was third in 2017 and fifth in 2019. She did not start the 2024 race due to injury.

Scaroni earned a pair of Paralympic medals in Tokyo in 2021, including her first gold medal in the 5000m. She also won bronze in the 800m, placed sixth in the marathon, and ninth in the 1500m.

Scaroni has represented the U.S. four times at the Paralympic Games, placing eighth in the marathon in London in 2012, and seventh in the marathon in Rio de Janeiro in 2016.

At the 2024 Paris Paralympic Games, Scaroni took home four medals (silver in the 5000m, bronze in the 1500m, 800m, and marathon).

PERSONAL NOTES:

Scaroni studied dietetics at the University of Illinois while training with the school's prestigious wheelchair program.

The Washington native enjoys cooking, swimming, and being outdoors.

Scaroni was forced to end her season early in 2021 following a training accident where she was hit by a car, resulting in a fractured T8 vertebrae.

In Boston, Scaroni has also won the B.A.A. 5K (2023, course record 11:10) and the B.A.A. 10K (2022).

[International Paralympic Committee Bio](#)

MANUELA SCHÄR

Kriens, Switzerland

PRONUNCIATION: Man-well-ah Shh-ARE

BIRTHDATE: 05 December 1984

PERSONAL BEST: 1:28:17 (Boston, 2017)



ABBOTT WORLD MARATHON MAJORS HIGHLIGHTS:

2Mar2025 Tokyo Marathon.....	1:37:50 (4th)
3Nov2024 TCS New York City Marathon.....	1:59:20 (3rd)
13Oct2024 Bank of America Chicago Marathon	1:39:03 (2nd)
29Sep2024 BMW Berlin Marathon.....	1:41:14 (3rd)
8Sep2024 Paralympic Marathon.....	1:49:22 (4th)
21Apr2024 TCS London Marathon	1:45:00 (2nd)
15Apr2024 Boston Marathon presented by Bank of America ...	1:36:41 (2nd)
3Mar2024 Tokyo Marathon.....	1:40:08 (1st)
5Nov2023 TCS New York City Marathon.....	1:47:54 (2nd)
8Oct2023 Bank of America Chicago Marathon	1:41:19 (4th)
24Sep2023 BMW Berlin Marathon.....	1:34:17 (3rd)
23Apr2023 TCS London Marathon	1:38:52 (2nd)
17Apr2023 Boston Marathon	DNF (Flat Tire)
4Mar2023 Tokyo Marathon.....	1:36:43 (1st)
6Nov2022 TCS New York City Marathon.....	1:45:11 (2nd)
25Sep2022 BMW Berlin Marathon.....	1:36:50 (2nd)
18Apr2022 Boston Marathon	1:41:08 (1st)
7Nov2021 TCS New York City Marathon.....	1:54:02 (3rd)
11Oct2021 Boston Marathon	1:35:21 (1st)
03Oct2021 Virgin London Marathon	1:39:52 (1st)
26Sep2021 BMW BERLIN-MARATHON	1:37:31 (1st)
05Sept2021 Tokyo 2020 Paralympic Marathon.....	1:38:12 (2nd)
15Apr2019 Boston Marathon	1:34:19 (1st)
16Apr2018 Boston Marathon	DNF
15Apr2017 Boston Marathon.....	1:28:17 (1st)
18Apr2016 Boston Marathon.....	1:43:30 (2nd)
21Apr2014 Boston Marathon.....	1:39:29 (4th)

CAREER NOTES:

Manuela Schär has won the Boston Marathon four times (2017, 2019, 2021, 2022), and her 1:28:17 time in 2017 set a course record and world best.

Schär became the first person to sweep all six of the Abbott World Marathon Majors in a row, winning the calendar of events in 2019. She also claimed the Series XI title in 2018. To win Series XIII, she won three majors in 2021.

Schär earned five medals at the Tokyo 2020 Paralympic games, including a pair of golds in the 400m and 800m. Schär took home three silver medals in the 1500m, 5000m, and marathon. At the Paris Paralympics, she won gold in the 800m and silver in the 400m.

Schär has competed in the Paralympic Games six times (2004, 2008, 2012, 2016, 2020 and 2024).

PERSONAL NOTES:

Schär started competing in wheelchair sports at age 14, about five years after she was injured in a 1993 accident.

Schär speaks French, German, and English.

She is an ambassador for Right To Play Switzerland, which helps children in disadvantaged countries take part in sport.

[International Paralympic Committee Bio](#)

2025 WHEELCHAIR DIVISION INFORMATION

Wheelchair Qualifying Times:

Class	Age Group	Men	Women
T53/T54/T34	18-39	2:00	2:25
	40-49	2:15	2:40
	50 and Over	2:30	2:55
T51/T52/T33	18-39	2:45	3:10
	40-49	3:00	3:25
	50 and Over	3:15	3:40

Wheelchair Division Prize Money

PLACE	T53/54/34	T51-52
1	\$50,000	\$1,500
2	\$30,000	\$750
3	\$15,000	\$500
4	\$10,000	
5	\$8,000	
6	\$5,000	
7	\$4,000	
8	\$3,000	
9	\$2,000	
10	\$1,500	
TOTAL	\$128,500	\$2,750

COMBINED TOTAL FOR MEN & WOMEN: \$262,500

Wheelchair Division Bonus Money

COURSE RECORD	ESTABLISHED BY	BONUS
Men..... 1:15:33	Marcel Hug, Switzerland (2024)	\$50,000
Women..... 1:28:17	Manuela Schär, Switzerland (2017)	\$50,000

Athletes who at any time have been found to have committed a criminal offense involving drugs or to have violated any rules or regulations (including drug and anti-doping policies) of USA Track & Field (USATF), United States Anti-Doping Agency (USADA), World Anti-Doping Agency (WADA), the International Association of Athletics Federations (IAAF) / World Athletics, the Abbott World Marathon Majors (Abbott WMM), or other athletics governing body, are not invited by the Boston Athletic Association to participate in the Boston Marathon. Any such athletes applying for entry on their own (with a valid, current qualifying marathon performance and payment of the required entry fee) are not eligible for elite athlete status, prize money, financial assistance, performance bonuses or other awards from the Boston Athletic Association.

YEARLY SYNOPSIS

79th Boston Marathon — Monday, April 21, 1975

The Wheelchair Division of the Boston Marathon was inspired by the 1975 race, when Bob Hall became the first officially recognized athlete to race the entire course in a wheelchair. Hall was promised an official finishers' certificate by race director Will Cloney if he completed the distance in less than three hours. Showing a flair for the dramatic, which in later years would become a hallmark of the division, Hall crossed the finish line with exactly two minutes to spare for a time of 2:58:00. Hall, in a virtual "time trial," inspired a generation of wheelchair athletes and set the stage for the increasingly competitive wheelchair division at the Boston Marathon.

1. Bob Hall (23, MA)..... 2:58:00

80th Boston Marathon — Monday, April 19, 1976

No competitors

81st Boston Marathon — Monday, April 18, 1977

Thanks to the assistance provided by the New England chapter of the National Spinal Cord Injury Foundation, Boston was designated as the site for the National Wheelchair Championship. The added incentive resulted in a seven-member field and a thrilling duel between defending national champion Bob Hall and challenger Curt Brinkman of Utah. While Hall managed to hold off his rival, the fierce competition enabled him to improve his own record by nearly 18 minutes when he crossed the line in 2:40:18. Just over an hour later, the finish line crowd would welcome the first woman to complete the Boston Marathon in a wheelchair when Sharon Rahn finished in 3:48:51. Equally significant was an exchange uniting the wheelchair racers and runners. Cresting Heartbreak Hill, eventual champion Bill Rodgers and fifth-place finisher Tom Fleming slowed to tap Hall on the shoulder and offer words of encouragement. "The interaction was a sign that we were fully accepted as athletes," said David Williamson, who finished third.

1. Bob Hall (25, MA)..... 2:40:18#
2. Curt Brinkman (23, UT)..... 2:43:00
3. David Williamson (MD)..... 3:20:25
1. Sharon Rahn (21, IL)..... 3:48:51
All Female Finishers Listed

82nd Boston Marathon — Monday, April 17, 1978

The wheelchair race expanded to 20 competitors, including two women, as the National Spinal Cord Injury Foundation continued to provide assistance for the participants traveling to Boston. Among those benefiting from this program was George Murray of Florida, who registered the first of his two record performances at Boston. He finished in 2:26:57, improving the former mark by nearly 14 minutes. Curt Brinkman (2:34:38) was again second, while Hall (2:35:22) was third despite a personal-best time. California's Susan Shapiro won the women's title in 3:52:35.

1. George Murray (30, FL)..... 2:26:57#
2. Curt Brinkman (24, UT)..... 2:34:38
3. Bob Hall (26, MA)..... 2:35:22
1. Susan Shapiro (CA)..... 3:52:35
2. Cindy Patton (MA)..... 4:20:12
All Female Finishers Listed

83rd Boston Marathon — Monday, April 16, 1979

Maryland's Kenneth Archer and defending champion George Murray engaged in a two-man race nearly the entire length of the course before Archer (2:38:59) pulled out the victory by a narrow margin of one minute, 14 seconds. Sheryl Bair of Sacramento, California, won the women's race in a world-best time of 3:27:56.

1. Kenneth Archer (30, MD)..... 2:38:59
2. George Murray (31, FL)..... 2:40:13
3. James Thomann (FL)..... 2:58:07
1. Sheryl Bair (CA)..... 3:27:56#
2. Sharon Limpert (31, MN)..... 3:57:23
3. Karen Jacobs (33, FL)..... 4:02:24

World Record

84th Boston Marathon — Monday, April 21, 1980

Benefiting from an improved racing wheelchair design, Curt Brinkman posted a winning time of 1:55:00 to become the first person to eclipse the two-hour barrier in a wheelchair. Despite the time, Brinkman’s triumph was the result of an unfortunate mishap to his rival George Murray. Cresting Heartbreak Hill, Brinkman trailed race leader Murray by a full mile. However, entering Cleveland Circle, one of Murray’s wheels became caught in the MBTA streetcar tracks, damaging his chair. Although a “quick fix” enabled him to continue, he slowed considerably, and finished eighth. In the women’s race Sharon Limpert of Minnesota finished first, in 2:49:04, becoming the first woman to break three hours in the history of the sport and establishing a world record in the process.

- | | | | |
|----------------------------------|----------|---------------------------------|----------|
| 1. Curt Brinkman (26, UT)..... | 1:55:00# | 1. Sharon Limpert (32, MN)..... | 2:49:04# |
| 2. James Martinson (33, WA)..... | 1:57:59 | 2. Karen Jacobs (34, FL)..... | 2:49:17 |
| 3. Bob Hall (28, MA)..... | 2:02:21 | 3. Marcia Bevard (26, MN)..... | 2:50:03 |

85th Boston Marathon — Monday, April 20, 1981

In a reversal of the previous year’s top two finishers, 1980 runner-up Jim Martinson posted a winning time of 2:00:41 to defeat defending champion Curt Brinkman by more than six minutes. Rounding out the top four were 1977 champion Bob Hall in third and 1978 winner George Murray in fourth. Candace Cable established an American and course record of 2:38:41 en route to winning her first of six Boston Marathon titles.

- | | | | |
|----------------------------------|---------|--------------------------------|-----------|
| 1. James Martinson (34, WA)..... | 2:00:41 | 1. Candace Cable (26, NV)..... | 2:38:41†* |
| 2. Curt Brinkman (27, UT)..... | 2:07:05 | 2. Kathy Stotts (29, WA)..... | 2:45:03 |
| 3. Bob Hall (29, MA)..... | 2:07:12 | 3. Jayne Schiff (25, IL)..... | 3:07:07 |

86th Boston Marathon — Monday, April 19, 1982

Jim Knaub, a former nationally ranked pole vault competitor from Long Beach, California, held off George Murray to establish a world record and register the closest margin of victory in Boston Marathon history to date. His time of 1:51:31 was just two seconds ahead of Murray. Candace Cable-Brookes, who finished 12th overall, lowered her world record to 2:12:43 to capture her second straight Boston title.

- | | | | |
|--------------------------------|----------|--|----------|
| 1. Jim Knaub (26, CA)..... | 1:51:31# | 1. Candace Cable-Brookes (27, NV)..... | 2:12:43# |
| 2. George Murray (34, FL)..... | 1:51:33 | 2. Sherry Ramsey (23, CO)..... | 2:20:42 |
| 3. Dean Barrett (27, CA)..... | 1:57:34 | 3. Constance Head (29, NV)..... | 2:23:10 |

87th Boston Marathon — Monday, April 18, 1983

In an encore performance, Jim Knaub posted his second consecutive title, established a world record (1:47:10), and became the first person to break one hour, 50 minutes. Sherry Ramsey of Colorado captured the women’s title in 2:27:07. Following this year’s event, the Boston Athletic Association officially sanctioned the wheelchair race and began to present awards to all division winners. As a result of this policy, the Boston Marathon began to attract a large number of international competitors, especially among men.

- | | | | |
|-------------------------------|----------|------------------------------------|---------|
| 1. Jim Knaub (27, CA)..... | 1:47:10# | 1. Sherry Ramsey (24, CO)..... | 2:27:07 |
| 2. Rick Hansen (CAN)..... | 1:49:03 | 2. Jennifer Smith (CA)..... | 2:46:08 |
| 3. Gregor Golombek (GER)..... | 1:55:24 | <i>All Female Finishers Listed</i> | |

88th Boston Marathon — Monday, April 16, 1984

The Boston Marathon crowned its first international champion when Andre Viger of Sherbrooke, Quebec, overcame strong headwinds and a cold drizzle to win in 2:05:20. Viger credited his win to a custom-designed, \$1,400 racing chair, which he referred to as “chromemoly” due to its high metal content. Candace Cable-Brookes, seeking a third title, encountered mechanical difficulty, and Sherry Ramsey registered her second title in 2:56:51.

- | | | | |
|----------------------------------|---------|--------------------------------|---------|
| 1. Andre Viger (31, CAN)..... | 2:05:20 | 1. Sherry Ramsey (25, CO)..... | 2:56:51 |
| 2. James Martinson (37, WA)..... | 2:14:58 | 2. Jan Burkhart (22, CA)..... | 3:13:18 |
| 3. Thomas Foran (25, CT)..... | 2:19:31 | 3. Natalie Bacon (37, NY)..... | 3:50:47 |

† Course Record * American Record # World Record

89th Boston Marathon — Monday, April 15, 1985

A pair of world-best performances was turned in by two former champions. Candace Cable-Brookes became Boston's first three-time wheelchair champion with a time of 2:05:26. George Murray, the 1978 winner, outpaced Boston's fastest-finishing field to date, to finish in 1:45:34. Following him across the line were defending champion Andre Viger (1:47:23) and two-time champion Jim Knaub (1:48:44) as the trio registered the first-, third-, and fourth-fastest times at Boston.

- | | | | |
|--------------------------------|----------|--|----------|
| 1. George Murray (37, FL)..... | 1:45:34# | 1. Candace Cable-Brookes (30, CA)..... | 2:05:26# |
| 2. Andre Viger (32, CAN)..... | 1:47:23 | 2. Angela Ieriti (21, CAN)..... | 2:21:11 |
| 3. Jim Knaub (29, CA)..... | 1:48:44 | 3. Amy Doofenbaker (24, CAN)..... | 2:34:42 |

90th Boston Marathon — Monday, April 21, 1986

Taking advantage of ideal race conditions, Andre Viger broke away from the pack early and was never challenged. His winning time of 1:43:25 established a world record, and he was more than five minutes quicker than runner-up George Murray. Candace Cable-Brookes, who withstood a strong challenge from upstart Angela Ieriti of Canada, captured her second consecutive title and fourth overall in 2:09:28. With the support of principal sponsor John Hancock, the B.A.A. presented prize money for the first time in race history. The winners of the men's and women's wheelchair race received \$2,500 each. Viger earned an additional \$7,500 for establishing a world record.

- | | | | |
|------------------------------------|----------|--|---------|
| 1. Andre Viger (33, CAN)..... | 1:43:25# | 1. Candace Cable-Brookes (31, CA)..... | 2:09:28 |
| 2. George Murray (38, FL)..... | 1:48:59 | 2. Angela Ieriti (22, CAN)..... | 2:15:02 |
| 3. Laverne Achenback (44, TX)..... | 1:51:25 | 3. Ann Cody-Morris (22, IL)..... | 2:29:15 |

91st Boston Marathon — Monday, April 20, 1987

Despite a chaotic start, which saw several competitors involved in a chain-reaction crash, defending champions Andre Viger and Candace Cable-Brookes overcame the difficulty to successfully defend their titles. Viger, whose chair was knocked over at the start, took the lead just beyond the halfway point and went on to record his third overall title in 1:55:42. Cable-Brookes, who had to hastily repair a flat tire, overcame two-time champion Sherry Ramsey to win her third straight title and fifth in the past seven years, in 2:19:55.

- | | | | |
|----------------------------------|---------|--|---------|
| 1. Andre Viger (34, CAN)..... | 1:55:42 | 1. Candace Cable-Brookes (32, CA)..... | 2:19:55 |
| 2. James Martinson (40, WA)..... | 2:02:36 | 2. Sherry Ramsey (28, CO)..... | 2:27:54 |
| 3. Thomas Foran (28, CT)..... | 2:03:10 | 3. Brenda Zajac (26, FL)..... | 2:53:34 |

92nd Boston Marathon — Monday, April 18, 1988

In an attempt to eliminate the problems encountered during the previous year, the B.A.A. employed a controlled start in which the competitors were paced down the steep hill after the start. After a half-mile, where the course levels off, the competitors were free to race at their own pace. The strategy worked to perfection and remains in effect. However, not even the controlled start could slow the progress of 22-year-old Frenchman Mustapha Badid, who posted a world record in 1:43:19. Badid could have received a strong challenge from Andre Viger, but the defending champion suffered a flat tire while crossing the railroad tracks in Ashland. For the first time, international athletes placed first, second, and third. The women's race proceeded as in prior years, with Candace Cable-Brookes winning her fourth consecutive title and sixth overall in 2:10:44. The race attracted 56 competitors, representing its largest starting field to date.

- | | | | |
|------------------------------------|----------|--|---------|
| 1. Mustapha Badid (22, FRA)..... | 1:43:19# | 1. Candace Cable-Brookes (33, CA)..... | 2:10:44 |
| 2. Philippe Couprie (25, FRA)..... | 1:54:58 | 2. Sharon Frenette (26, UT)..... | 2:30:17 |
| 3. Bosse Lindkvist (29, SWE)..... | 1:56:58 | 3. Mary Thompson (27, CA)..... | 2:59:57 |

World Record

93rd Boston Marathon — Monday, April 17, 1989

For the first time in the history of the sport, eight competitors crossed the line in under 1:40:00. Leading the charge was Philippe Couprie of Pontoise, France, whose world-record time of 1:36:04 was just 41 seconds ahead of three-time champion Andre Viger. Defending champion Mustapha Badid, Couprie's training partner, finished eighth. Although Candace Cable-Brookes established an American record of 1:52:34, she trailed Denmark's Connie Hansen, who bested the former world record by more than eight minutes and the course mark by 15 minutes with a stunning 1:50:06.

1. Philippe Couprie (26, FRA)	1:36:04#	1. Connie Hansen (24, DEN)	1:50:06#
2. Andre Viger (36, CAN)	1:36:45	2. Candace Cable-Brookes (34, CA)	1:52:34*
3. Jim Knaub (33, CA)	1:38:25	3. Chantal Petitclerc (19, CAN)	2:09:13

94th Boston Marathon — Monday, April 16, 1990

For the second consecutive year, world records were established in the men's and women's races as Mustapha Badid recaptured his title and Jean Driscoll of Champaign, Illinois, enjoyed a record-setting debut. Badid, the first racer to break the one-hour, 30-minute barrier, improved the former record by more than six minutes. Franz Nietlispach of Switzerland, who shared the lead with Badid through 18 miles, finished second in 1:31:31. Driscoll (1:43:17), who became the first woman to finish the marathon in under one hour, 50 minutes, was joined by Ann Cody-Morris (1:44:09) and defending champion Connie Hansen (1:44:32) as all three broke the former world record.

1. Mustapha Badid (24, FRA)	1:29:53#	1. Jean Driscoll (23, IL)	1:43:17#
2. Franz Nietlispach (32, SUI)	1:31:31	2. Ann Cody-Morris (26, IL)	1:44:09
3. Philippe Couprie (27, FRA)	1:32:15	3. Connie Hansen (25, DEN)	1:44:32

95th Boston Marathon — Monday, April 15, 1991

Jim Knaub emerged from a record field of 81 wheelchair racers, including 71 in the men's division, to capture his third overall title and establish an American record of 1:30:44. Knaub, who was just 51 seconds shy of the world record, became the first American to win the race in six years. For the second year in a row, Jean Driscoll captured the women's title in a world-record performance, lowering the mark to 1:42:42.

1. Jim Knaub (35, CA)	1:30:44*	1. Jean Driscoll (24, IL)	1:42:42#
2. Craig Blanchette (22, OR)	1:34:32	2. Ann Cody-Morris (27, IL)	1:46:25
3. Franz Nietlispach (33, SUI)	1:35:12	3. Connie Hansen (26, DEN)	1:51:16

96th Boston Marathon — Monday, April 20, 1992

Jean Driscoll again broke her own world record en route to her third consecutive Boston title, while Jim Knaub notched his second straight title, his fourth overall, and his second world record on the Boston course. Driscoll, following several lead changes, took control of the race on the downhill past Boston College and went unchallenged to the finish. Her time of 1:36:52 marked an improvement of nearly six minutes over her former record. Knaub eliminated all sense of drama in the men's race when he assumed the early lead and never relinquished it. He finished in 1:26:28 — three minutes and 25 seconds ahead of the former record.

1. Jim Knaub (36, CA)	1:26:28#	1. Jean Driscoll (25, IL)	1:36:52#
2. Philippe Couprie (29, FRA)	1:32:30	2. Connie Hansen (27, DEN)	1:40:16
3. Jan Mattern (26, TX)	1:34:31	3. Ann Cody-Morris (28, NM)	1:42:08

97th Boston Marathon — Monday, April 19, 1993

The 1993 and 1992 races unfolded in similar fashion. Jean Driscoll and Jim Knaub successfully defended their titles with world records. Knaub took off from the start, daring anyone to keep pace. His winning time of 1:22:17 was more than four minutes better than his previous mark. Mustapha Badid was second in 1:23:33, Andre Viger was third in 1:23:56, and Craig Blanchette (fourth), Jim Mattern (fifth), and James Briggs (sixth) all broke the former record. On the women's side, Driscoll was challenged by Connie Hansen of Denmark and Louise Sauvage of Australia through 11 miles before she broke away for good. She finished in 1:34:50 — two minutes and two seconds better than her previous record. Hansen, who was runner-up, also broke the former record, while Sauvage demonstrated a bright future by finishing third in her Boston debut.

1. Jim Knaub (37, CA)	1:22:17#	1. Jean Driscoll (26, IL)	1:34:50#
2. Mustapha Badid (27, FRA)	1:23:33	2. Connie Hansen (28, DEN)	1:35:42
3. Andre Viger (40, CAN)	1:23:56	3. Louise Sauvage (19, AUS)	1:39:31

* American Record # World Record

98th Boston Marathon — Monday, April 18, 1994

Jean Driscoll's string of four consecutive Boston titles in world-record time appeared to be in jeopardy when she contracted food poisoning during race weekend. Compounding her predicament was a fast start by Louise Sauvage. However, similar to the race two years before, Driscoll took control on the downslope of Heartbreak Hill and crossed the line in 1:34:22 — a record by 28 seconds. The men's race also resulted in a world record, but this time it was Heinz Frei of Switzerland, a six-time winner of the Berlin Marathon, who set the new standard in 1:21:23. Frei's world record would stand for more than five years (he established a new record at Oita, Japan, in 1999).

1. Heinz Frei (36, SUI)	1:21:23#	1. Jean Driscoll (27, IL).....	1:34:22#
2. Thomas Sellers (28, FL).....	1:22:52	2. Louise Sauvage (20, AUS)	1:34:45
3. Mustapha Badid (28, TX).....	1:25:18	3. Deanna Sodoma (26, CA)	1:42:59

99th Boston Marathon — Monday, April 17, 1995

For the first time since 1987, neither the men's nor women's race produced a world-record performance. Although strong headwinds were responsible for the slower times, they could not prevent Jean Driscoll from capturing her sixth straight title. Her time of 1:40:42 was more than six minutes slower than the prior year but still seven minutes ahead of runner-up Deanna Sodoma. Franz Nietlispach of Switzerland upset defending champion and compatriot Heinz Frei to capture his first Boston title in a personal-best time of 1:25:59. Also included in the field was Bob Hall, who celebrated the 20th anniversary of his 1975 performance by placing 23rd in 1:47:41—a performance one hour, 10 minutes, and 19 seconds faster than his pioneering race.

1. Franz Nietlispach (37, SUI)	1:25:59	1. Jean Driscoll (28, IL).....	1:40:42
2. Heinz Frei (37, SUI)	1:27:49	2. Deanna Sodoma (27, CA).....	1:47:43
3. Philippe Couprie (32, FRA)	1:27:56	3. Rose Winand (35, MA)	1:48:35

100th Boston Marathon — Monday, April 15, 1996

The 100th edition of the Boston Marathon drew a record 101 entrants for the wheelchair division race. The men's race pitted 1994 champion Heinz Frei against 1995 winner Franz Nietlispach, who took the early lead. Frei, who trailed by as much as 100 meters early, caught Nietlispach at the eight-mile mark and slowly pulled away. His winning time of 1:30:14 was easily ahead of runner-up Philippe Couprie (1:34:00). Through 18 miles, the women's race was a three-way battle between Jean Driscoll, Louise Sauvage, and Candace Cable-Brookes. Like many of her former races, Driscoll took control during the hills, pulling away to victory in 1:52:56. It was her seventh straight win, equaling the mark set by Clarence H. DeMar for most Boston victories to date.

1. Heinz Frei (38, SUI)	1:30:14	1. Jean Driscoll (29, IL).....	1:52:56
2. Philippe Couprie (33, FRA)	1:34:00	2. Louise Sauvage (22, AUS)	1:54:39
3. Thomas Sellers (30, FL).....	1:35:59	3. Deanna Sodoma (28, CA).....	1:56:17

101st Boston Marathon — Monday, April 21, 1997

Although the men's and women's races unfolded in familiar patterns, the endings were different. The change was most evident on the women's side, as Louise Sauvage dethroned seven-time champion Jean Driscoll. The two approached Cleveland Circle together, where Driscoll's chair overturned and her left rear wheel punctured after she collided with the streetcar tracks. As was the case with George Murray 17 years earlier, Driscoll was able to finish the race following a "quick fix," but any shot at victory was lost. Sauvage took the title in 1:54:28, while Driscoll was second in 2:01:15. On the men's side, Franz Nietlispach took control early and was never challenged. His time of 1:28:14 was almost seven minutes ahead of runner-up Philippe Couprie (1:35:09), as he recorded his second title in three years.

1. Franz Nietlispach (39, SUI)	1:28:14	1. Louise Sauvage (23, AUS)	1:54:28
2. Philippe Couprie (34, FRA)	1:35:09	2. Jean Driscoll (30, IL).....	2:01:15
3. Eric Neitzel (21, CA)	1:35:19	3. Candace Cable-Brookes (42, CA).....	2:01:40

World Record

102nd Boston Marathon — Monday, April 20, 1998

While the champions were the same as the year before, the 1998 race was unlike any other in the 24-year history of the wheelchair division. Seven-time champion Jean Driscoll appeared to have reclaimed her title and surpassed the legendary Clarence H. DeMar for most all-time Boston Marathon wins, but she was passed just inches before the finish line. Defending champion Louise Sauvage, who trailed by as much as 50 yards on Boylston Street, defied the odds by making up the deficit over the final three-and-a-half city blocks of the course. Driscoll was raising her arms in victory when Sauvage slipped by to break the tape. The two posted identical times of 1:41:19. In the men's race, Franz Nietlispach broke away from the pack by the end of the first mile and made a solo run at the record, finishing 29 seconds shy of the course mark in 1:21:52.

1. Franz Nietlispach (40, SUI)	1:21:52	1. Louise Sauvage (24, AUS)	1:41:19
2. Krige Schabert (34, RSA)	1:26:37	2. Jean Driscoll (31, IL)	1:41:19
3. Saul Mendoza (31, MEX)	1:26:38	3. Monica Wetterstrom (41, SWE)	1:44:17

103rd Boston Marathon — Monday, April 19, 1999

The wheelchair division celebrated its 25th year with Franz Nietlispach and Louise Sauvage winning their third consecutive titles. In much the same manner as a year ago, Nietlispach broke from the pack in the early miles and was in solo pursuit of the existing world best, finishing 13 seconds shy of the mark. His time of 1:21:36 stands as the second-fastest in Boston history and provided him with his fourth triumph in five years. On the women's side, Jean Driscoll and Louise Sauvage shadowed one another for the entire 26.2 miles. Driscoll gained a slight edge on the hills, but Sauvage quickly countered on the downhills and flats. Sauvage maintained a slim edge coming onto Boylston Street where she demonstrated her world-class speed, eliminating any chance for Driscoll to break away. For the second consecutive year, the two were credited with identical finishing times (1:42:23).

1. Franz Nietlispach (41, SUI)	1:21:36	1. Louise Sauvage (25, AUS)	1:42:23
2. Saul Mendoza (32, MEX)	1:25:18	2. Jean Driscoll (32, IL)	1:42:23
3. Scot Hollonbeck (29, GA)	1:27:58	3. Edith Hunkeler (26, SUI)	1:43:48

104th Boston Marathon — Monday, April 17, 2000

Jean Driscoll stopped the defending women's champion Louise Sauvage's consecutive victory string at three. The Illinois resident's eighth victory in 2:00:52 made her the winningest champion in Boston history, surpassing the legendary Clarence H. DeMar, who notched seven victories from 1911 to 1930. Driscoll made her decisive break in the 21st mile and held off Sauvage to break the tape. Heinz Frei, the Boston course record-holder and world record-holder (1:20:14, Oita, Japan; 1999), returned to Boston for the first time since 1997 in an effort to dethrone four-time Boston champion Franz Nietlispach. The anticipated duel between the Swiss countrymen did not materialize, however, as Nietlispach led from wire to wire. With his 1:33:32 victory, he set the mark for most consecutive victories (four) and equaled the mark set by Jim Knaub (1982–1983; 1991–1993) for most men's titles.

1. Franz Nietlispach (42, SUI)	1:33:32	1. Jean Driscoll (33, IL)	2:00:52
2. Heinz Frei (42, SUI)	1:38:43	2. Louise Sauvage (26, AUS)	2:01:16
3. Saul Mendoza (33, MEX)	1:39:37	3. Miriam Nibley (22, IL)	2:14:47

105th Boston Marathon — Monday, April 16, 2001

Much of the pre-race attention focused on the rivalry between five-time and defending champion Franz Nietlispach and course and world record-holder Heinz Frei, with seven Boston Marathon titles between them. Not since 1993 had someone from other than Switzerland won the men's race, yet South Africa's Ernst van Dyk led from the start. He eventually won by more than six minutes in 1:25:12. With the retirement of Jean Driscoll after her eighth Boston title in 2000, many perceived Australia's Louise Sauvage as the peerless favorite for the title at the 2001 race. However, Edith Hunkeler of Switzerland supplied the tight competition for which the women's race has become known. Hunkeler and Sauvage raced side-by-side until Sauvage secured a four-second margin in the final 600 meters. American Miriam Nibley, 23, was fourth in 2:04:49. The field of 47 wheelchair division entrants, not including eight competitors in a handcycle exhibition, had 35 finishers (29 men, six women).

1. Ernst van Dyk (28, RSA)	1:25:12	1. Louise Sauvage (27, AUS)	1:53:54
2. Franz Nietlispach (43, SUI)	1:31:22	2. Edith Hunkeler (28, SUI)	1:53:58
3. Heinz Frei (43, SUI)	1:31:58	3. Sandra Graf (31, SUI)	2:04:00

106th Boston Marathon — Monday, April 15, 2002

Defending men's champion Ernst van Dyk of South Africa made a repeat visit to the victory podium in 2002. van Dyk asserted an early lead out of Hopkinton and extended it against countryman Krige Schabort and five-time champion Franz Nietlispach of Switzerland, crossing the finish in a personal best of 1:23:19 and posting the sixth-fastest time in the division. Schabort was runner-up in 1:26:04 while Nietlispach rounded out the top three with his 1:30:08 finish. The 2001 women's runner-up, Switzerland's Edith Hunkeler, claimed her first Boston title in a personal best of 1:45:57. Hunkeler pulled away from the lead pack, which included American Christina Ripp and Wakako Tsuchida of Japan, in the Newton hills for her eagerly anticipated win after a four-second, second-place showing the previous year (Hunkeler finished third in 1999). Ripp finished in second place in 1:49:32 and Tsuchida, Japan's first professional female wheelchair racer, was third in 1:50:09.

- | | | | |
|--------------------------------------|---------|-----------------------------------|---------|
| 1. Ernst van Dyk (29, RSA) | 1:23:19 | 1. Edith Hunkeler (29, SUI)..... | 1:45:57 |
| 2. Krige Schabort (38, RSA)..... | 1:26:04 | 2. Christina Ripp (21, IL) | 1:49:32 |
| 3. Franz Nietlispach (44, SUI) | 1:30:08 | 3. Wakako Tsuchida (27, JPN)..... | 1:50:09 |

107th Boston Marathon — Monday, April 21, 2003

Ernst van Dyk, the 2001 and 2002 champion from South Africa, defended his title in 1:28:32, never allowing his competitors to fully mount a challenge. His pursuit of the course (and perhaps world) record was thwarted, however, by headwinds that materialized by the time he reached the 10-kilometer mark. Krige Schabort, also of South Africa, had been in close contention with van Dyk through 11 miles but clipped a child spectator in Natick, causing the eventual runner-up to lose valuable seconds as he stopped to ensure that the young girl was not seriously injured. In the women's race, defending champion Edith Hunkeler of Switzerland was joined by Americans Cheri Blauwet and Christina Ripp in the early miles. Working together against a headwind in the final miles, the Americans finished 1-2 with Ripp — who had been an accomplished basketball player at the University of Illinois at Champaign and a physical education major in her senior year — victorious in 1:54:47.

- | | | | |
|----------------------------------|---------|----------------------------------|---------|
| 1. Ernst van Dyk (30, RSA) | 1:28:32 | 1. Christina Ripp (22, IL) | 1:54:47 |
| 2. Krige Schabort (39, RSA)..... | 1:30:07 | 2. Cheri Blauwet (22, CA) | 1:54:57 |
| 3. Kelly Smith (38, CAN)..... | 1:30:52 | 3. Edith Hunkeler (30, SUI)..... | 1:56:54 |

108th Boston Marathon — Monday, April 19, 2004

South Africa's Ernst van Dyk made history in becoming the first person ever to break the one-hour, 20-minute barrier and established a world record in his fourth consecutive victory. van Dyk had targeted Heinz Frei's 1994 course-record time of 1:21:23 for years, and he believed Frei's world record (1:20:14, Oita, Japan; 1999) also could be improved at Boston given the conditions and the competition. With Frei's 1994 mile-by-mile splits taped to his racing chair for reference, van Dyk improved every checkpoint record from the 15-kilometer mark forward. His winning time of 1:18:27 was a course record by two minutes, 56 seconds, and a world record by one minute, 47 seconds. Following the race, van Dyk credited the pursuit by runner-up Joel Jeannot, whose time was 15 seconds better than the previous course best, as a motivating factor in his historic performance. Five-time champion Franz Nietlispach's third place in 1:23:07 made it the fastest race among the top three in race history. Stanford University medical student Cheri Blauwet, the previous year's runner-up by a mere 10 seconds, found herself needing to maneuver amid the tactics of Swiss compatriots Edith Hunkeler and Sandra Graf. Blauwet broke free over the Newton hills and extended her lead from Heartbreak Hill to the finish; she finished with the seventh-fastest performance in race history (1:39:53). Hunkeler, who won in 2002, was runner-up, finishing among the top three for the fifth time. Christina Ripp, the 2003 champion, flatted twice and did not finish. The division began at 11:25 a.m., 20 minutes earlier than recent years, and had 35 male and eight female finishers.

- | | | | |
|--------------------------------------|----------|----------------------------------|---------|
| 1. Ernst van Dyk (31, RSA) | 1:18:27# | 1. Cheri Blauwet (23, CA) | 1:39:53 |
| 2. Joel Jeannot (38, FRA)..... | 1:21:08 | 2. Edith Hunkeler (31, SUI)..... | 1:41:13 |
| 3. Franz Nietlispach (46, SUI) | 1:23:07 | 3. Sandra Graf (34, SUI)..... | 1:42:13 |

109th Boston Marathon — Monday, April 18, 2005

Ernst van Dyk continued his string of history-making performances by surpassing Franz Nietlispach's record for most consecutive victories in the men's division. van Dyk's fifth victory since 2001 was recorded in 1:24:11 and with the same approach as his other wins: dominance from the start. In the five years that van Dyk won, his average lead was three minutes and 48 seconds. Krige Schabort finished as runner-up to van Dyk for the third time; it was his fourth second-place finish overall. In the women's race, defending champion Cheri Blauwet solidified her dominance of the division, climbing past the competition and notching her second Boston win. The 24-year-old student withstood challenges through the Newton hills by Canada's Diane Roy and Switzerland's Sandra Graf to finish in 1:47:45.

- | | | | |
|--------------------------------------|---------|---------------------------------|---------|
| 1. Ernst van Dyk (32, RSA) | 1:24:11 | 1. Cheri Blauwet (24, CA) | 1:47:45 |
| 2. Krige Schabort (41, RSA)..... | 1:30:03 | 2. Diane Roy (34, CAN) | 1:50:53 |
| 3. Franz Nietlispach (47, SUI) | 1:30:34 | 3. Sandra Graf (35, SUI)..... | 1:51:46 |

110th Boston Marathon — Monday, April 17, 2006

Familiar faces ruled the day at the 110th Boston Marathon. Ernst van Dyk brought a streak of five consecutive Boston victories to the line, and even his compatriot, Krige Schabort, could not deny him a sixth. Though van Dyk fell short of his own course and world record (1:18:27), he easily pulled away from his competition. By 35K his lead was more than three minutes, and by the finish it was nearly four. In the women's race, Edith Hunkeler returned to winning form. The 2002 champion, Hunkeler settled for third in 2003 and second in 2004. In 2006, her primary challenger was 2005 runner-up Diane Roy. The two raced into Newton together, then Hunkeler made her move. Between 25K and 30K Hunkeler built up a lead of more than two minutes. By 35K the lead was up to four minutes, and she continued to pull away, winning by more than five minutes.

- | | | | |
|----------------------------------|---------|----------------------------------|---------|
| 1. Ernst van Dyk (33, RSA) | 1:25:29 | 1. Edith Hunkeler (33, SUI)..... | 1:43:42 |
| 2. Krige Schabort (42, RSA)..... | 1:29:04 | 2. Diane Roy (35, CAN) | 1:48:52 |
| 3. Kelly Smith (41, CAN)..... | 1:29:34 | 3. Shirley Reilly (20, AZ)..... | 1:53:44 |

World Record

111th Boston Marathon — Monday, April 16, 2007

Ernst van Dyk's attempt at a seventh straight victory came up short, as the course record-holder placed third after sharing the lead in the early miles. Emerging at the front of the pack and leading most of the race was Masazumi Soejima, who became the wheelchair division's first Japanese champion when he broke the tape in 1:29:16. Soejima's countrywoman Wakako Tsuchida gave Japan another victory as she topped the women's division in 1:53:30. The wheelchair athletes were slowed by wet and windy conditions.

- | | | | |
|------------------------------------|---------|-----------------------------------|---------|
| 1. Masazumi Soejima (36, JPN)..... | 1:29:16 | 1. Wakako Tsuchida (32, JPN)..... | 1:53:30 |
| 2. Krige Schabort (43, RSA)..... | 1:36:27 | 2. Amanda McGrory (20, IL) | 1:58:01 |
| 3. Ernst van Dyk (34, RSA) | 1:37:10 | 3. Sandra Graf (37, SUI)..... | 2:02:30 |

112th Boston Marathon — Monday, April 21, 2008

After an uncharacteristic third-place finish in 2007, Ernst van Dyk returned to his winning ways in 2008, capturing his seventh Boston title and drawing within one victory of Jean Driscoll's all-time record. Following van Dyk across the line was Krige Schabort, who has now been the runner-up in Boston a remarkable seven times. For the second year in a row, Japan's Wakako Tsuchida led almost from the gun and dominated the women's race. In doing so she improved nearly five minutes from 2007 and finished almost eight minutes ahead of runner-up Diane Roy. Two-time champion Cheri Blauwet returned to Boston after a two-year hiatus, placing third.

- | | | | |
|------------------------------------|---------|-----------------------------------|---------|
| 1. Ernst van Dyk (35, RSA) | 1:26:49 | 1. Wakako Tsuchida (33, JPN)..... | 1:48:32 |
| 2. Krige Schabort (44, RSA)..... | 1:30:39 | 2. Diane Roy (37, CAN) | 1:56:18 |
| 3. Masazumi Soejima (37, JPN)..... | 1:33:00 | 3. Cheri Blauwet (27, CA) | 2:00:48 |

113th Boston Marathon — Monday, April 20, 2009

Mirroring his 2008 performance, Ernst van Dyk captured his eighth Boston title — a win placing him with Jean Driscoll as the only competitors to have won eight Boston Marathon division titles. Although the race was the slowest of his Boston conquests due to strong headwind, van Dyk dominated from start to finish. Following van Dyk was 2008 runner-up and 2007 winner Masazumi Soejima. Spain's Roger Puigbo Verdaguer came in third. Wakako Tsuchida captured her third consecutive win in the women's race, breaking the tape nearly seven minutes before runner-up Diane Roy. Following Roy and third across the finish line was Shirley Reilly.

- | | | | |
|---|---------|------------------------------------|---------|
| 1. Ernst van Dyk (36, RSA) | 1:33:29 | 1. Wakako Tsuchida (34, JPN) | 1:54:37 |
| 2. Masazumi Soejima (38, JPN) | 1:36:57 | 2. Diane Roy (38, CAN) | 2:01:27 |
| 3. Roger Puigbo Verdaguer (31, ESP) | 1:37:47 | 3. Shirley Reilly (23, AZ) | 2:04:54 |

114th Boston Marathon — Monday, April 19, 2010

After an intense fight to the finish on Boylston Street, Ernst van Dyk won his ninth Boston Marathon and became the most successful competitor in race history, surpassing Jean Driscoll's eight victories. van Dyk, who had become more accustomed to uncontested victories than come-from-behind finishes, set a record pace through the first five kilometers, but fell back as far as fourth place at mile 14. During a late surge through Brookline and Boston, van Dyk was positioned for a photo finish with a man who had finished second to him seven times — Krige Schabort. As van Dyk broke the tape three seconds ahead of Schabort, it was the second-closest finish in the history of the men's race. On the women's side, Wakako Tsuchida of Japan completed the fastest of her four Boston Marathon victories in 1:43:32. She finished three minutes before runner-up Diane Roy of Canada.

- | | | | |
|-----------------------------------|---------|------------------------------------|---------|
| 1. Ernst van Dyk (37, RSA) | 1:26:53 | 1. Wakako Tsuchida (35, JPN) | 1:43:32 |
| 2. Krige Schabort (46, RSA) | 1:26:56 | 2. Diane Roy (39, CAN) | 1:47:08 |
| 3. Kota Hokinoue (36, JPN) | 1:27:05 | 3. Amanda McGrory (23, IL) | 1:57:20 |

115th Boston Marathon — Monday, April 19, 2011

Though the spotlight shone most brightly on Geoffrey Mutai and those who chased him across the line, the three-man sprint to the finish in the men's wheelchair race could never be overlooked. With South Africa's Ernst van Dyk going for his 10th Boston win, there were all kinds of emotion, not to mention a \$15,000 first-place prize, on the line. Sentimentality meant little to Kurt Fearnley (AUS) and Masazumi Soejima (JPN), who chased down the defending champ at 30K and engaged him in an epic battle all the way down Boylston Street to the line. Passing beneath the clock, a single second separated all three; but it was Soejima who took the crown (1:18:50), with Fearnley taking second and van Dyk third in the same time (1:18:51). Helped along by a tailwind, Wakako Tsuchida broke the previous world record of Jean Driscoll (1:34:22) set on this course in 1994. It was quite a racing stretch for the Japanese superstar, who won marathons in London, Berlin, and Honolulu. But it was also a time of sorrow as her nation coped with the tragedy of the 2010 earthquake and tsunami, and Tsuchida said before the race that she hoped her performance could bring the country some joy.

- | | | | |
|-------------------------------------|---------|------------------------------------|----------|
| 1. Masazumi Soejima (40, JPN) | 1:18:50 | 1. Wakako Tsuchida (36, JPN) | 1:34:06# |
| 2. Kurt Fearnley (30, AUS) | 1:18:51 | 2. Shirley Reilly (25, AZ) | 1:41:01 |
| 3. Ernst van Dyk (38, RSA) | 1:18:51 | 3. Christina Ripp (30, CO) | 1:57:20 |

116th Boston Marathon — Monday, April 16, 2012

Unseasonably warm temperatures slowed runners at the 116th Boston Marathon but did not affect the wheelchair competitors, as the race saw a men's world best, and a thrilling women's finish. Canada's Josh Cassidy plowed through the heat, breaking away from the strong field before three miles. He reached the halfway point in a blistering 37:37, nearly two minutes ahead of his closest competitors. Cassidy broke the tape more than three minutes ahead of second-place Kurt Fearnley (1:21:39), establishing a new world best of 1:18:25. Kota Hokinoue took third in 1:23:26, with defending champion Masazumi Soejima just behind in 1:23:27. On the women's side, defending champion Wakako Tsuchida held a 24-second lead at 5K. Shirley Reilly of Arizona, however, made up ground as the pair raced through most splits with identical times, including a 45:56 mark halfway. Still tied at 40K, Reilly's sprint to the finish secured a one-second victory in 1:37:36 to Tsuchida's 1:37:37. This marked the third-closest women's wheelchair finish at Boston.

- | | | | |
|-----------------------------------|----------|------------------------------------|---------|
| 1. Joshua Cassidy (27, CAN) | 1:18:25# | 1. Shirley Reilly (26, AZ) | 1:37:36 |
| 2. Kurt Fearnley (31, AUS) | 1:21:39 | 2. Wakako Tsuchida (37, JPN) | 1:37:37 |
| 3. Kota Hokinoue (38, JPN) | 1:23:26 | 3. Diane Roy (41, CAN) | 1:42:37 |

World Best

117th Boston Marathon — Monday, April 15, 2013

Both competing for the first time in the Boston Marathon, Hiroyuki Yamamoto (JPN) and Tatyana McFadden (USA) won the men's and women's wheelchair divisions. The Boston rookies employed very different but equally successful tactics in their commanding wins over large and talented fields that included numerous past Boston Marathon champions and Paralympic Games medalists. Yamamoto, 46, started in the lead pack and moved ahead of the rest of the leaders around 5K. His risk paid off as he finished first in 1:25:32, 1:40 ahead of his nearest challenger, nine-time Boston champion Ernst van Dyk of South Africa. Runner-up van Dyk nipped Kota Hokinoue at the line (1:27:12 to 1:27:13). In the women's race, Tatyana McFadden, 23, got a slower start on the early downhill than the lead pack and stayed about 30 seconds behind Sandra Graf (SUI), Christie Dawes (AUS), Diane Roy (CAN), and defending champion Shirley Reilly (USA). By the halfway point, McFadden and Graf had separated themselves from the pack. McFadden hit the hills hard and had pulled 40 seconds ahead of Graf by the 18-mile mark. She continued to increase her lead to the finish, breaking the tape at 1:45:24, a minute-and-a-half ahead of Graf, who stayed well ahead of the rest of the field.

1. Hiroyuki Yamamoto (46, JPN)	1:25:32	1. Tatyana McFadden (23, IL)	1:45:24
2. Ernst van Dyk (40, RSA)	1:27:12	2. Sandra Graf (43, SUI)	1:46:54
3. Kota Hokinoue (39, JPN)	1:27:13	3. Amanda McGroty (26, IL)	1:49:19

118th Boston Marathon — Monday, April 21, 2014

Ernst van Dyk cemented his spot in Boston Marathon history by winning an unprecedented 10th men's wheelchair title, becoming the most decorated Boston Marathon champion of all time. The 41-year-old van Dyk led the entire way from Hopkinton to Boston, finishing in 1:20:36, his second-fastest winning time ever. Japan's Kota Hokinoue and Masazumi Soejima closed the gap to 25 seconds at 35 kilometers, but never gained more ground. Hokinoue placed second and Soejima third in the same time, 1:21:14. 2014 London Marathon champion Marcel Hug (SUI), Jordi Madera (ESP), Joshua George (USA), and Tomasz Hamerlak (POL) finished within 14 seconds (1:24:39, 1:24:42, 1:24:49 and 1:24:53) in fourth through seventh, with defending champion Hiroyuki Yamamoto eighth in 1:25:15. American Tatyana McFadden was able to power away from five-time champion Wakako Tsuchida (JPN) after halfway, increasing her lead over the Newton hills. McFadden crossed the finish on Boylston Street more than two minutes ahead of Tsuchida to retain her title in 1:35:06, a personal best by more than seven minutes. Tsuchida held on for second in 1:37:24, while Susannah Scaroni (USA) rounded out the top three in 1:38:33. Manuela Schär (SUI) and Boston rookie Shelly Woods (GBR), the silver medalist in the 2012 Paralympic Games marathon, took fourth and fifth, in 1:39:39 and 1:41:42.

1. Ernst van Dyk (41, RSA)	1:20:36	1. Tatyana McFadden (25, IL)	1:35:06
2. Kota Hokinoue (40, JPN)	1:21:14	2. Wakako Tsuchida (39, JPN)	1:37:24
3. Masazumi Soejima (43, JPN)	1:21:14	3. Susannah Scaroni (22, IL)	1:38:33

119th Boston Marathon — Monday, April 20, 2015

On the 40th anniversary of Bob Hall's pioneering race to become the first athlete to officially complete the Boston Marathon in a wheelchair, 50 wheelchair participants completed the 2015 event. The top finishers divided a prize purse of \$84,500, the largest award in Boston Marathon wheelchair history. A pesky headwind and wet conditions slowed times, but didn't impede competition. Switzerland's Marcel Hug found a formula that worked to defeat 10-time champion Ernst van Dyk and the rest of the field, finishing first in 1:29:53. Taking the lead by 10 miles, Hug continued to pull away from the field on the downhills, implementing his strategy to perfection. The battle for second was close, as van Dyk edged Japan's Masazumi Soejima by one second, 1:36:27 to 1:36:28. Tatyana McFadden extended her Abbott World Marathon Majors winning streak to nine races by winning her third straight Boston Marathon women's title. McFadden reeled in a fast-starting Wakako Tsuchida by 11 miles and never looked back, cruising the rest of the way by herself. The Maryland resident won by 54 seconds, crossing the line in 1:52:54 with Tsuchida next in 1:53:48. This year, the men's and women's wheelchair races had separate starts, with the men taking off two minutes before the women. The wheelchair competition also returned to a non-controlled start for the first time since 1988. Also announced at the 2015 Boston Marathon was the creation of the Abbott World Marathon Majors wheelchair competition, which will commence in 2016.

1. Marcel Hug (29, SUI)	1:29:53	1. Tatyana McFadden (25, MD)	1:52:54
2. Ernst van Dyk (42, RSA)	1:36:27	2. Wakako Tsuchida (40, JPN)	1:53:48
3. Masazumi Soejima (44, JPN)	1:36:28	3. Susannah Scaroni (23, IL)	1:57:21

120th Boston Marathon — Monday, April 18, 2016

The wheelchair division at the 120th Boston Marathon saw a near photo finish for the men and a dominant win in the women's race. The first three finishers in the men's competition sprinted across the finish within a second of one another after racing together for a vast majority of the race. Defending champion Marcel Hug of Switzerland, ten-time champion Ernst van Dyk of South Africa, and Australian Kurt Fearnley all broke away from the field and battled every mile from the early stages in Framingham. After 15K, no competitor would draw within 30 seconds of the three. A memorable sprint down Boylston Street culminated with Hug breaking the tape first to earn the top spot by the slightest margin on van Dyk, who finished second, and Fearnley, who completed the podium. With all three timing 1:24:06, it was the closest battle in race history. American Tatyana McFadden won her fourth straight Boston Marathon women's wheelchair title, taking the lead before the halfway point and never looking back. While Japan's Wakako Tsuchida jumped out to an early lead by over a minute, McFadden gradually reeled the five-time champion in and ultimately passed her for the lead before hitting mile 11. McFadden took control from there on and would win in 1:42:16, defeating runner-up Manuela Schär of Switzerland by a minute and 14 seconds (1:43:30). Tsuchida wound up third in 1:43:34. Both McFadden and Hug became the first athletes to win a race in the inaugural Abbott World Marathon Majors Wheelchair Series, which commenced at Boston this year and finishes at Boston in 2017.

- | | | | |
|---------------------------------|---------|-----------------------------------|---------|
| 1. Marcel Hug (30, SUI)..... | 1:24:06 | 1. Tatyana McFadden (26, MD)..... | 1:42:16 |
| 2. Ernst van Dyk (43, RSA)..... | 1:24:06 | 2. Manuela Schär (31, SUI)..... | 1:43:30 |
| 3. Kurt Fearnley (35, AUS)..... | 1:24:06 | 3. Wakako Tsuchida (41, JPN)..... | 1:43:34 |

121st Boston Marathon — Monday, April 17, 2017

A pair of world bests and course records were set by Swiss stars Marcel Hug and Manuela Schär on a brilliant day for racing. Yet again it was a photo-finish for the men's crown, as Hug and South Africa's Ernst van Dyk battled every inch from Hopkinton to Boston. Together, the pair took turns pushing the pace and came down Boylston Street as one, with Hug earning the win by the slimmest of margins; both Hug and van Dyk were recorded with times of 1:18:04. Together they had smashed Joshua Cassidy's world best and course record of 1:18:25 from 2012. Thanks to his third Boston win in a row, Hug also solidified the inaugural Abbott World Marathon Majors Wheelchair Series title. Completing the Swiss sweep was Schär, who burst out to a big lead at the start and never looked back. With four-time defending champion Tatyana McFadden still recovering from a bout with blood clots, Schär attacked the course and was nearly three minutes under record pace at halfway. She'd go on to break Wakako Tsuchida's world best and course record by five minutes, 49 seconds, winning in 1:28:17 to become the first woman in history to go sub-1:30:00. American Amanda McGrory finished second in 1:33:13, followed by Susannah Scaroni in fourth (1:33:17). McFadden was fourth in 1:35:05, though had accrued enough points to still claim the AWMM Wheelchair Women's title. Crowned champions of the Handcycle division were Tom Davis of Indiana in 58:36, and Michelle Love of Minnesota in 2:39:05.

- | | | | |
|-------------------------------------|---------|-----------------------------------|---------|
| 1. Marcel Hug (31, SUI)..... | 1:18:04 | 1. Manuela Schär (32, SUI)..... | 1:28:17 |
| 2. Ernst van Dyk (44, RSA)..... | 1:18:04 | 2. Amanda McGrory (30, IL)..... | 1:33:13 |
| 3. Hiroyuki Yamamoto (50, JPN)..... | 1:19:32 | 3. Susannah Scaroni (25, IL)..... | 1:33:17 |

122nd Boston Marathon — Monday, April 16, 2018

Despite one of the strongest and deepest elite fields ever assembled for the wheelchair division, the weather provided the toughest competition at the 122nd Boston Marathon. The blustery headwind, bitter cold, and persistent rain stood in stark contrast to the previous year's virtually perfect conditions when a pair of world bests were set. Switzerland's Marcel Hug managed to defend his title in the men's race, finishing in 1:46:26 for his fourth straight Boston win. Hug battled ten-time winner Ernst van Dyk for 20 miles before pulling away for good. Van Dyk — a seasoned Boston veteran — called it "the slowest, hardest marathon I have ever done." The conditions proved too tough for reigning champion Manuela Schär, who led for 11 miles and opened up a significant lead before being passed by American Tatyana McFadden; Schär would ultimately drop out and seek medical attention. McFadden never looked back and won by a whopping 15 minutes, 22 seconds. Just six women and 22 men finished, a testament to the conditions.

- | | | | |
|-----------------------------------|---------|-----------------------------------|---------|
| 1. Marcel Hug (32, SUI)..... | 1:46:26 | 1. Tatyana McFadden (28, MD)..... | 2:04:39 |
| 2. Ernst van Dyk (45, RSA)..... | 1:47:14 | 2. Susannah Scaroni (26, IL)..... | 2:20:01 |
| 3. Daniel Romanchuk (19, IL)..... | 1:50:39 | 3. Sandra Graf (48, SUI)..... | 2:26:32 |

123rd Boston Marathon — Monday, April 15, 2019

Daniel Romanchuk of Illinois and Manuela Schär of Switzerland were dominant on the roads leading to Boston, securing wins with margins of victory that spanned 2:54 and 7:16, respectively. At 20 years old, Romanchuk became the youngest Boston Marathon Men's Wheelchair champion in history, and also was the first U.S. winner of the division since 1993. Romanchuk left challengers Masazumi Soejima, Marcel Hug, Aaron Pike, and Ernst van Dyk behind in the Newton Hills before breaking the tape in 1:21:36 — the fastest time ever by an American in Boston. On the women's side, Schär led from start to finish and emphatically won in 1:34:19, the fifth-fastest women's time in Boston history. Both Romanchuk and Schär's wins helped them secure the Abbott World Marathon Majors Series XII title. Schär became the first woman in history to win all six Majors in a row when she finished first at the London Marathon 13 days after her Boston victory.

1. Daniel Romanchuk (20, IL).....	1:21:36	1. Manuela Schär (34, SUI).....	1:34:19
2. Masazumi Soejima (48, JPN).....	1:24:30	2. Tatyana McFadden (29, MD).....	1:41:35
3. Marcel Hug (33, SUI).....	1:26:42	3. Madison De Rozario (25, AUS).....	1:41:36

124th Boston Marathon / Boston Marathon Virtual Experience — September 5-14, 2020

For the first time in race history, the Boston Marathon was postponed out of its traditional April date and ultimately shifted to a fully virtual event due to the coronavirus pandemic. Entrants had ten days from September 5-14 to complete 26.2 miles in one continuous effort to earn their unicorn medal and be recognized as a Boston Marathon finisher. In total, 16,183 finishers from 84 countries and all 50 U.S. states finished the Boston Marathon Virtual Experience, bringing the spirit of Boston to neighborhoods around the globe. Among the finishers were ten wheelchair competitors, with the fastest being reigning champion Daniel Romanchuk in 1:23:31.

125th Boston Marathon — Monday, October 11, 2021

The 2021 wheelchair races were both settled by Ashland, with Switzerland's Marcel Hug and Manuela Schär taking commanding early leads that only grew as they neared Boylston Street. A day after finishing runner-up in Chicago to rival Daniel Romanchuk, Hug took aim at the Boston course record. Yet in the blink of an eye with less than a half mile remaining, Hug's hopes dashed as he momentarily missed the turn onto Boylston Street. Hug fell short of the record by just seven seconds, winning his fifth Boston title in 1:18:11. On the women's side, Schär had a 58-second lead at 5K over five-time winner Tatyana McFadden, who less than 24 hours earlier had won the Chicago Marathon. Schär's lead would grow and grow with each stroke, ultimately breaking the tape in 1:35:21, nearly 15 minutes ahead of McFadden. This was Schär's third Boston crown since 2017.

1. Marcel Hug (35, SUI).....	1:18:11	1. Manuela Schär (36, SUI).....	1:35:21
2. Daniel Romanchuk (23, IL).....	1:25:46	2. Tatyana McFadden (32, MD).....	1:50:20
3. Ernst van Dyk (48, RSA).....	1:28:43	3. Yen Hoang (24, WA).....	1:51:24

126th Boston Marathon — Monday, April 18, 2022

American Daniel Romanchuk and Switzerland's Manuela Schär proved to be the class of the field, winning their respective wheelchair titles in dominant fashion. The former defeated runner-up Aaron Pike, 1:26:58 to 1:32:49, while the latter bested American Susannah Scaroni, 1:41:08 to 1:46:20. By halfway, Schär held a minute and 34 second lead, only to extend the gap to more than five minutes after the Newton hills. This was her fourth Boston win since 2017, and second in a six-month span. On the men's side, Romanchuk let Hiroki Nishida and Pike do the early leading before pouncing and taking control in Wellesley. He'd average a pace of 3:19 per mile from Hopkinton to Boston. Defending champion Marcel Hug of Switzerland withdrew due to medical reasons on race morning.

1. Daniel Romanchuk (23, IL).....	1:26:58	1. Manuela Schär (37, SUI).....	1:41:08
2. Aaron Pike (35, IL).....	1:32:49	2. Susannah Scaroni (30, IL).....	1:46:20
3. Johnboy Smith (32, GBR).....	1:32:55	3. Madison De Rozario (28, AUS).....	1:52:48

127th Boston Marathon — Monday, April 17, 2023

As is tradition for the downhill specialist Marcel Hug, the Swiss Silver Bullet went out fast from the start with eyes set on his course record and a sixth title. Building a 4:39 lead by halfway, Hug extended his margin to more than ten minutes at the finish despite wet conditions, setting a course record 1:17:06. American Susannah Scaroni overcame a loose wheel in the eighth mile that forced her to pull over for a quick repair. The Illinois alum wasn't flustered in the slightest, and never relinquished her lead. She'd go on to finish five minutes ahead of runner-up Madison de Rozario of Australia. Scaroni earned her first Boston victory in her ninth appearance at the race. Four-time winner Manuela Schär dropped out after 30K with a flat tire. Both Hug and Scaroni went two-for-two in Boston, each also claiming the B.A.A. 5K on April 15.

1. Marcel Hug (37, SUI)	1:17:06	1. Susannah Scaroni (31, IL)	1:41:45
2. Daniel Romanchuk (24, IL)	1:27:45	2. Madison De Rozario (29, AUS)	1:46:55
3. Jetze Plat (31, NED)	1:28:35	3. Wakako Tsuchida (48, JPN)	1:47:04

128th Boston Marathon – Monday, April 15, 2024

Eden Rainbow-Cooper of Great Britain was a surprise wheelchair winner in 1:35:11, and Switzerland's Marcel Hug won for the seventh time, smashing his own course record when he broke the tape in 1:15:33 despite a frightening mid-race crash. Rainbow-Cooper became the first woman from Great Britain to win any division in Boston, defeating four-time champion Manuela Schär of Switzerland by 1:30. Hug time trialed from start to finish, cruising along at record pace. His only serious challenger was a barricade opposite the Newton firehouse at the turn onto Commonwealth Avenue: Hug lost steering just as he rounded the turn, crashing hard into the fence and tipping over. "Luckily nothing happened with the tires, so I could go forward," he said. The victory was his 12th straight in an Abbott World Marathon Majors event.

1. Marcel Hug (38, SUI)	1:15:33 *	1. Eden Rainbow-Cooper (22, GBR)	1:35:11
2. Daniel Romanchuk (25, IL)	1:20:37	2. Manuela Schär (39, SUI)	1:36:41
3. David Weir (44, GBR)	1:22:12	3. Madison de Rozario (30, AUS)	1:39:20

*Course Record

CHAMPIONS

MEN'S CHAMPIONS

Year	Name	Home	Time
1975	Bob Hall	Belmont, MA	2:58:00
1976	No competitors		
1977	Bob Hall	Belmont, MA	2:40:18#
1978	George Murray	Tampa, FL	2:26:57
1979	Kenneth Archer	Bowie, MD	2:38:59
1980	Curt Brinkman	Orem, UT	1:55:00#
1981	Jim Martinson	Puyallup, WA	2:00:41
1982	Jim Knaub	Long Beach, CA	1:51:31#
1983	Jim Knaub	Long Beach, CA	1:47:10#
1984	Andre Viger	Quebec, Canada	2:05:20
1985	George Murray	Tampa, FL	1:45:34#
1986	Andre Viger	Quebec, Canada	1:43:25#
1987	Andre Viger	Quebec, Canada	1:55:42
1988	Mustapha Badid	Pontoise, France	1:43:19#
1989	Philippe Couprie	Pontoise, France	1:36:04#
1990	Mustapha Badid	St. Denis, France	1:29:53#
1991	Jim Knaub	Long Beach, CA	1:30:44
1992	Jim Knaub	Long Beach, CA	1:26:28#
1993	Jim Knaub	Long Beach, CA	1:22:17#
1994	Heinz Frei	Etziken, Switzerland	1:21:23#
1995	Franz Nietlispach	Rheinfelden, Switzerland	1:25:59
1996	Heinz Frei	Etziken, Switzerland	1:30:14
1997	Franz Nietlispach	Rheinfelden, Switzerland	1:28:14
1998	Franz Nietlispach	Rheinfelden, Switzerland	1:21:52
1999	Franz Nietlispach	Rheinfelden, Switzerland	1:21:36
2000	Franz Nietlispach	Rheinfelden, Switzerland	1:33:32
2001	Ernst van Dyk	Stellenbosch, South Africa	1:25:12
2002	Ernst van Dyk	Stellenbosch, South Africa	1:23:19
2003	Ernst van Dyk	Stellenbosch, South Africa	1:28:32
2004	Ernst van Dyk	North Einpaarl, South Africa	1:18:27#
2005	Ernst van Dyk	Paarl, South Africa	1:24:11
2006	Ernst van Dyk	Paarl, South Africa	1:25:29
2007	Masazumi Soejima	Fukuoka, Japan	1:29:16
2008	Ernst van Dyk	Paarl, South Africa	1:26:49
2009	Ernst van Dyk	Paarl, South Africa	1:33:29
2010	Ernst van Dyk	Paarl, South Africa	1:26:53
2011	Masazumi Soejima	Fukuoka, Japan	1:18:50
2012	Joshua Cassidy	Toronto, Canada	1:18:25
2013	Hiroyuki Yamamoto	Fukuoka, Japan	1:24:25
2014	Ernst van Dyk	Paarl, South Africa	1:20:36
2015	Marcel Hug	Neuenkirch, Switzerland	1:29:53
2016	Marcel Hug	Neuenkirch, Switzerland	1:24:06
2017	Marcel Hug	Neuenkirch, Switzerland	1:18:04#
2018	Marcel Hug	Neuenkirch, Switzerland	1:46:26
2019	Daniel Romanchuk	Urbana, Illinois	1:21:36
2020	Virtual Race (No Champions)		
2021	Marcel Hug	Neuenkirch, Switzerland	1:18:11
2022	Daniel Romanchuk	Champaign, Illinois	1:26:58
2023	Marcel Hug	Neuenkirch, Switzerland	1:17:06
2024	Marcel Hug	Neuenkirch, Switzerland	1:15:33*

World Best

*Course Record

WOMEN'S CHAMPIONS

Year	Name	Home	Time
1977	Sharon Rahn	Champaign, IL	3:48:51
1978	Susan Shapiro	Berkeley, CA	3:52:35
1979	Sheryl Bair	Sacramento, CA	3:27:56#
1980	Sharon Limpert	Minneapolis, MN	2:49:04#
1981	Candace Cable	Las Vegas, NV	2:38:41
1982	Candace Cable-Brookes	Las Vegas, NV	2:12:43#
1983	Sherry Ramsey	Arvada, CO	2:27:07
1984	Sherry Ramsey	Arvada, CO	2:56:51
1985	Candace Cable-Brookes	Long Beach, CA	2:05:26#
1986	Candace Cable-Brookes	Long Beach, CA	2:09:28
1987	Candace Cable-Brookes	Long Beach, CA	2:19:55
1988	Candace Cable-Brookes	Long Beach, CA	2:10:44
1989	Connie Hansen	Rodovre, Denmark	1:50:06#
1990	Jean Driscoll	Champaign, IL	1:43:17#
1991	Jean Driscoll	Champaign, IL	1:42:42#
1992	Jean Driscoll	Champaign, IL	1:36:52#
1993	Jean Driscoll	Champaign, IL	1:34:50#
1994	Jean Driscoll	Champaign, IL	1:34:22#
1995	Jean Driscoll	Champaign, IL	1:40:42
1996	Jean Driscoll	Champaign, IL	1:52:56
1997	Louise Sauvage	Sydney, Australia	1:54:28
1998	Louise Sauvage	Sydney, Australia	1:41:19
1999	Louise Sauvage	Sydney, Australia	1:42:23
2000	Jean Driscoll	Champaign, IL	2:00:52
2001	Louise Sauvage	Sydney, Australia	1:53:54
2002	Edith Hunkeler	Egolzwil, Switzerland	1:45:57
2003	Christina Ripp	Savoy, IL	1:54:47
2004	Cheri Blauwet	Menlo Park, CA	1:39:53
2005	Cheri Blauwet	Menlo Park, CA	1:47:45
2006	Edith Hunkeler	Egolzwil, Switzerland	1:43:42
2007	Wakako Tsuchida	Tokyo, Japan	1:53:30
2008	Wakako Tsuchida	Tokyo, Japan	1:48:32
2009	Wakako Tsuchida	Tokyo, Japan	1:54:37
2010	Wakako Tsuchida	Tokyo, Japan	1:43:32
2011	Wakako Tsuchida	Tokyo, Japan	1:34:06
2012	Shirley Reilly	Tucson, AZ	1:37:36
2013	Tatyana McFadden	Champaign, IL	1:45:24
2014	Tatyana McFadden	Champaign, IL	1:35:06
2015	Tatyana McFadden	Clarksville, MD	1:52:54
2016	Tatyana McFadden	Clarksville, MD	1:42:16
2017	Manuela Schär	Kriens, Switzerland	1:28:17#*
2018	Tatyana McFadden	Clarksville, MD	2:04:39
2019	Manuela Schär	Kriens, Switzerland	1:34:19
2020	Virtual Race (No Champions)		
2021	Manuela Schär	Kriens, Switzerland	1:35:21
2022	Manuela Schär	Kriens, Switzerland	1:41:08
2023	Susannah Scaroni	Urbana, Illinois	1:41:45
2024	Eden Rainbow-Cooper	Surrey, Great Britain	1:35:11

World Best

*Existing World Best and Current Course Record

CHAMPIONS BY COUNTRY

MEN'S CHAMPIONS BY COUNTRY

CANADA (4)

Andre Viger (Quebec).....	16 APR 1984.....	2:05:20
Andre Viger (Quebec).....	21 APR 1986.....	1:43:25
Andre Viger (Quebec).....	20 APR 1987.....	1:55:42
Joshua Cassidy (Ontario).....	16 APR 2012.....	1:18:25

FRANCE (3)

Mustapha Badid (Pontoise).....	18 APR 1988.....	1:43:19
Philippe Couprie (Pontoise).....	17 APR 1989.....	1:36:04
Mustapha Badid (St. Denis).....	16 APR 1990.....	1:29:53

JAPAN (3)

Masazumi Soejima (Fukuoka).....	16 APR 2007.....	1:29:16
Masazumi Soejima (Fukuoka).....	18 APR 2011.....	1:18:50
Hiroyuki Yamamoto (Fukuoka).....	15 APR 2013.....	1:25:32

SOUTH AFRICA (10)

Ernst van Dyk (Stellenbosch).....	16 APR 2001.....	1:25:12
Ernst van Dyk (Stellenbosch).....	15 APR 2002.....	1:23:19
Ernst van Dyk (Stellenbosch).....	21 APR 2003.....	1:28:32
Ernst van Dyk (North Einpaarl).....	19 APR 2004.....	1:18:27
Ernst van Dyk (Paarl).....	18 APR 2005.....	1:24:11
Ernst van Dyk (Paarl).....	17 APR 2006.....	1:25:29
Ernst van Dyk (Paarl).....	21 APR 2008.....	1:26:49
Ernst van Dyk (Paarl).....	20 APR 2009.....	1:33:29
Ernst van Dyk (Paarl).....	19 APR 2010.....	1:26:53
Ernst van Dyk (Paarl).....	21 APR 2014.....	1:20:36

SWITZERLAND (14)

Heinz Frei (Etziken).....	18 APR 1994.....	1:21:23
Franz Nietlispach (Rheinfelden).....	17 APR 1995.....	1:25:59
Heinz Frei (Etziken).....	15 APR 1996.....	1:30:14
Franz Nietlispach (Rheinfelden).....	21 APR 1997.....	1:28:14
Franz Nietlispach (Rheinfelden).....	20 APR 1998.....	1:21:52
Franz Nietlispach (Rheinfelden).....	19 APR 1999.....	1:21:36
Franz Nietlispach (Rheinfelden).....	17 APR 2000.....	1:33:32
Marcel Hug (Neuenkirch).....	20 APR 2015.....	1:29:53
Marcel Hug (Neuenkirch).....	18 APR 2016.....	1:24:06
Marcel Hug (Neuenkirch).....	17 APR 2017.....	1:18:04
Marcel Hug (Neuenkirch).....	16 APR 2018.....	1:46:26
Marcel Hug (Neuenkirch).....	11 OCT 2021.....	1:18:11
Marcel Hug (Neuenkirch).....	17 APR 2023.....	1:17:06
Marcel Hug (Neuenkirch).....	15 APR 2024.....	1:15:33

UNITED STATES (14)

Bob Hall (Massachusetts).....	21 APR 1975.....	2:58:00
Bob Hall (Massachusetts).....	18 APR 1977.....	2:40:18
George Murray (Florida).....	17 APR 1978.....	2:26:27
Kenneth Archer (Maryland).....	16 APR 1979.....	2:38:59
Curt Brinkman (Utah).....	21 APR 1980.....	1:55:00
Jim Martinson (Washington).....	20 APR 1981.....	2:00:41
Jim Knaub (California).....	19 APR 1982.....	1:51:31
Jim Knaub (California).....	18 APR 1983.....	1:47:10
George Murray (Florida).....	15 APR 1985.....	1:45:34
Jim Knaub (California).....	15 APR 1991.....	1:30:44
Jim Knaub (California).....	20 APR 1992.....	1:26:28
Jim Knaub (California).....	19 APR 1993.....	1:22:17
Daniel Romanchuk (Illinois).....	15 APR 2019.....	1:21:36
Daniel Romanchuk (Illinois).....	18 APR 2022.....	1:26:58

CHAMPIONS BY COUNTRY

WOMEN'S CHAMPIONS BY COUNTRY

AUSTRALIA (4)

Louise Sauvage (Sydney).....	21 APR 1997.....	1:54:28
Louise Sauvage (Sydney).....	20 APR 1998.....	1:41:19
Louise Sauvage (Sydney).....	19 APR 1999.....	1:42:23
Louise Sauvage (Sydney).....	16 APR 2001.....	1:53:54

DENMARK (1)

Connie Hansen (Rodovre).....	17 APR 1989.....	1:50:06
------------------------------	------------------	---------

GREAT BRITAIN (1)

Eden Rainbow-Cooper.....	15 APR 2024.....	1:35:11
--------------------------	------------------	---------

JAPAN (5)

Wakako Tsuchida (Tokyo).....	16 APR 2007.....	1:53:30
Wakako Tsuchida (Tokyo).....	21 APR 2008.....	1:48:32
Wakako Tsuchida (Tokyo).....	20 APR 2009.....	1:54:37
Wakako Tsuchida (Tokyo).....	19 APR 2010.....	1:43:32
Wakako Tsuchida (Tokyo).....	18 APR 2011.....	1:34:06

SWITZERLAND (6)

Edith Hunkeler (Egolzwil).....	15 APR 2002.....	1:45:57
Edith Hunkeler (Egolzwil).....	17 APR 2006.....	1:43:42
Manuela Schär (Kriens).....	17 APR 2017.....	1:28:17
Manuela Schär (Kriens).....	15 APR 2019.....	1:34:19
Manuela Schär (Kriens).....	11 OCT 2021.....	1:35:21
Manuela Schär (Kriens).....	18 APR 2022.....	1:41:08

UNITED STATES (30)

Sharon Rahn (Illinois).....	18 APR 1977.....	3:48:51
Susan Shapiro (California).....	17 APR 1978.....	3:52:35
Sheryl Bair (California).....	16 APR 1979.....	3:27:56
Sharon Limpert (Minnesota).....	21 APR 1980.....	2:49:04
Candace Cable (Nevada).....	20 APR 1981.....	2:38:41
Candace Cable-Brookes (Nevada).....	19 APR 1982.....	2:12:43
Sherry Ramsey (Colorado).....	18 APR 1983.....	2:27:07
Sherry Ramsey (Colorado).....	16 APR 1984.....	2:56:51
Candace Cable-Brookes (California).....	15 APR 1985.....	2:05:26
Candace Cable-Brookes (California).....	21 APR 1986.....	2:09:28
Candace Cable-Brookes (California).....	20 APR 1987.....	2:19:55
Candace Cable-Brookes (California).....	18 APR 1988.....	2:10:44
Jean Driscoll (Illinois).....	16 APR 1990.....	1:43:17
Jean Driscoll (Illinois).....	15 APR 1991.....	1:42:42
Jean Driscoll (Illinois).....	20 APR 1992.....	1:36:52
Jean Driscoll (Illinois).....	19 APR 1993.....	1:34:50
Jean Driscoll (Illinois).....	18 APR 1994.....	1:34:22
Jean Driscoll (Illinois).....	17 APR 1995.....	1:40:42
Jean Driscoll (Illinois).....	15 APR 1996.....	1:52:56
Jean Driscoll (Illinois).....	17 APR 2000.....	2:00:52
Christina Ripp (Illinois).....	21 APR 2003.....	1:54:47
Cheri Blauwet (California).....	19 APR 2004.....	1:39:53
Cheri Blauwet (California).....	18 APR 2005.....	1:47:45
Shirley Reilly (Arizona).....	16 APR 2012.....	1:37:36
Tatyana McFadden (Illinois).....	15 APR 2013.....	1:45:24
Tatyana McFadden (Illinois).....	21 APR 2014.....	1:35:06
Tatyana McFadden (Maryland).....	20 APR 2015.....	1:52:54
Tatyana McFadden (Maryland).....	18 APR 2016.....	1:42:16
Tatyana McFadden (Maryland).....	16 APR 2018.....	2:04:39
Susannah Scaroni (Illinois).....	17 APR 2023.....	1:41:45

WHEELCHAIR DIVISION RECORDS

PROGRESSION OF COURSE RECORDS

MEN'S WHEELCHAIR

Time	Name (Home)	Date
2:58:00	Bob Hall (Belmont, MA).....	21 APR 1975
2:40:10	# Bob Hall (Belmont, MA).....	18 APR 1977
2:26:57	# George Murray (Tampa, FL).....	17 APR 1978
1:55:00	# Curt Brinkman (Orem, UT).....	21 APR 1980
1:51:31	# Jim Knaub (Long Beach, CA).....	19 APR 1982
1:47:10	# Jim Knaub (Long Beach, CA).....	18 APR 1983
1:45:34	# George Murray (Tampa, FL).....	15 APR 1985
1:43:25	# Andre Viger (Quebec, Canada).....	21 APR 1986
1:43:19	# Mustapha Badid (Pontoise, France).....	18 APR 1988
1:36:04	# Philippe Couprie (Pontoise, France).....	17 APR 1989
1:29:53	# Mustapha Badid (St. Denis, France).....	16 APR 1990
1:26:28	# Jim Knaub (Long Beach, CA).....	20 APR 1992
1:22:17	# Jim Knaub (Long Beach, CA).....	19 APR 1993
1:21:23	# Heinz Frei (Etziken, Switzerland).....	18 APR 1994
1:18:27	# Ernst van Dyk (Stellenbosch, South Africa).....	19 APR 2004
1:18:25	# Joshua Cassidy (Toronto, Canada).....	16 APR 2012
1:18:04	# Marcel Hug (Neuenkirch, Switzerland).....	17 APR 2017
1:17:06	# Marcel Hug (Neuenkirch, Switzerland).....	17 APR 2023
1:15:33	# Marcel Hug (Neuenkirch, Switzerland).....	15 APR 2024

WOMEN'S WHEELCHAIR

Time	Name (Home)	Date
3:48:51	Sharon Rahn (Champaign, IL).....	18 APR 1977
3:27:56	# Sheryl Bair (Sacramento, CA).....	16 APR 1979
2:49:04	Sharon Limpert (Minneapolis, MN).....	21 APR 1980
2:38:41	Candace Cable (Las Vegas, NV).....	20 APR 1981
2:12:43	# Candace Cable-Brookes (Las Vegas, NV).....	19 APR 1982
2:05:26	# Candace Cable-Brookes (Long Beach, CA).....	15 APR 1985
1:50:06	# Connie Hansen (Rodovre, Denmark).....	17 APR 1989
1:43:17	# Jean Driscoll (Champaign, IL).....	16 APR 1990
1:42:42	# Jean Driscoll (Champaign, IL).....	15 APR 1991
1:36:52	# Jean Driscoll (Champaign, IL).....	20 APR 1992
1:34:50	# Jean Driscoll (Champaign, IL).....	19 APR 1993
1:34:22	# Jean Driscoll (Champaign, IL).....	18 APR 1994
1:34:06	# Wakako Tsuchida (Tokyo, Japan).....	18 APR 2011
1:28:17	# Manuela Schär (Kriens, Switzerland).....	17 APR 2017

World Best

WORLD BESTS ESTABLISHED AT THE BOSTON MARATHON

MEN'S WHEELCHAIR

Time	Name	Home	Date
2:40:18	Bob Hall	Belmont, Massachusetts	18 APR 1977
1:55:00	Curt Brinkman	Orem, Utah	21 APR 1980
1:51:31	Jim Knaub	Long Beach, California	15 APR 1982
1:47:10	Jim Knaub	Long Beach, California	18 APR 1983
1:45:34	George Murray	Tampa, Florida	15 APR 1985
1:43:25	Andre Viger	Quebec, Canada	21 APR 1986
1:43:19	Mustapha Badid	Pontoise, France	18 APR 1988
1:36:04	Philippe Couprie	Pontoise, France	17 APR 1989
1:29:53	Mustapha Badid	St. Denis, France	16 APR 1990
1:26:28	Jim Knaub	Long Beach, California	20 APR 1992
1:22:17	Jim Knaub	Long Beach, California	19 APR 1993
1:21:23	Heinz Frei	Etziken, Switzerland	18 APR 1994
1:18:27	Ernst van Dyk	Stellenbosch, South Africa	19 APR 2004
1:18:25	Joshua Cassidy	Toronto, Canada	16 APR 2012
1:18:04	Marcel Hug	Neuenkirch, Switzerland	17 APR 2017
1:17:06	Marcel Hug	Neuenkirch, Switzerland	17 APR 2023
1:15:33	Marcel Hug	Neuenkirch, Switzerland	15 APR 2024

WOMEN'S WHEELCHAIR

Time	Name	Home	Date
3:27:56	Sheryl Bair	Sacramento, California	16 APR 1979
2:49:04	Sharon Limpert	Minneapolis, Minnesota	21 APR 1980
2:12:43	Candace Cable-Brookes	Las Vegas, Nevada	15 APR 1982
2:05:26	Candace Cable-Brookes	Long Beach, California	15 APR 1985
1:50:06	Connie Hansen	Rodovre, Denmark	17 APR 1989
1:43:17	Jean Driscoll	Champaign, Illinois	16 APR 1990
1:42:42	Jean Driscoll	Champaign, Illinois	15 APR 1991
1:36:52	Jean Driscoll	Champaign, Illinois	20 APR 1992
1:34:50	Jean Driscoll	Champaign, Illinois	19 APR 1993
1:34:22	Jean Driscoll	Champaign, Illinois	18 APR 1994
1:34:06	Wakako Tsuchida	Tokyo, Japan	18 APR 2011
1:28:17	Manuela Schär	Kriens, Switzerland	17 APR 2017

CAREER WINNINGS

The following tables are based on prize money and bonus money earned at the Boston Marathon.

Prize money is awarded to the top 10 finishers in the Wheelchair Division race.

Bonus money is presented to individuals establishing a course record.

MEN'S LEADERS

Rank	Athlete (Home)	Earnings
1.	Marcel Hug (SUI)	\$287,800
2.	Ernst van Dyk (RSA)	\$215,500
3.	Daniel Romanchuk (USA)	\$110,000
4.	Franz Nietlispach (SUI)	\$66,500
5.	Jim Knaub (CA)	\$61,000

WOMEN'S LEADERS

1.	Jean Driscoll (IL)	\$177,000
2.	Wakako Tsuchida (JPN)	\$132,000
3.	Tatyana McFadden (MD)	\$122,500
4.	Manuela Schär (SUI)	\$141,500
5.	Susannah Scaroni (IL)	\$89,000

COURSE RECORD SPLITS — BOSTON MARATHON

LEADER SPLITS FOR MARCEL HUG'S 2024 COURSE RECORD.

Wheelchair Men 1:15:33, Marcel Hug, Switzerland, 2024

MILE	CUMULATIVE TIME	SPLIT	KILOMETERS	CUMULATIVE TIME	SPLIT
1	0:02:05	2:05	5	0:07:02	0:07:02
2	0:04:27	2:22	10	0:15:30	0:08:28
3	0:06:47	2:20	15	0:24:38	0:09:08
4	0:09:06	2:19	20	0:34:03	0:09:25
5	0:12:13	3:07	Halfway/21.1 KM	0:35:57	0:01:54
6	0:14:57	2:44	25	0:43:11	0:07:14
7	0:17:45	2:48	30	0:53:00	0:09:49
8	0:20:48	3:03	35	1:02:53	0:09:53
9	0:23:41	2:53	40	1:11:20	0:08:27
10	0:26:52	3:11	Finish	1:15:33	0:04:13
11	0:30:02	3:10			
12	0:32:45	2:43			
13	0:35:38	2:53			
Halfway/13.1 Miles	0:35:57	:19			
14	0:38:27	2:30			
15	0:41:41	3:14			
16	0:43:59	2:18			
17	0:47:20	3:21			
18	0:51:08	3:48			
19	0:53:54	2:46			
20	0:57:14	3:20			
21	1:01:15	4:01			
22	1:03:42	2:27			
23	1:06:42	3:00			
24	1:09:12	2:30			
25	1:11:53	2:41			
25.2	1:12:32	0:00:39			
FINISH	1:15:33	3:01			

LEADER SPLITS FOR MANUELA SCHAR'S 2017 COURSE RECORD.

Wheelchair Women 1:28:17, Manuela Schar, Switzerland, 2017

MILE	CUMULATIVE TIME	SPLIT
1.....	0:02:31	0:02:31
2.....	0:05:17	0:02:46
3.....	0:08:07	0:02:50
4.....	0:10:55	0:02:48\
5.....	0:14:33	0:03:38
6.....	0:17:41	0:03:08
7.....	0:20:56	0:03:15
8.....	0:24:27	0:03:31
9.....	0:27:34	0:03:07
10.....	0:31:05	0:03:31
11.....	0:34:43	0:03:38
12.....	0:37:46	0:03:03
13.....	0:41:07	0:03:21
Halfway/13.1 Miles.....	0:41:28	0:00:21
14.....	0:44:23	0:02:55
15.....	0:48:14	0:03:51
16.....	0:51:02	0:02:48
17.....	0:55:19	0:04:17
18.....	0:59:53	0:04:34
19.....	1:03:04	0:03:11
20.....	1:07:04	0:04:00
21.....	1:12:32	0:05:28
22.....	1:15:06	0:02:34
23.....	1:18:25	0:03:19
24.....	1:21:06	0:02:41
25.....	1:24:15	0:03:09
25.2.....	1:24:55	0:00:40
FINISH.....	1:28:17	0:03:22

KILOMETERS	CUMULATIVE TIME	SPLIT
5.....	0:08:23	0:08:23
10.....	0:18:19	0:09:56
15.....	0:28:34	0:10:15
20.....	0:39:20	0:10:46
Halfway/21.1 KM.....	0:41:28	0:02:08
25.....	0:49:59	0:08:31
30.....	1:02:03	0:12:04
35.....	1:14:14	0:12:11
40.....	1:23:32	0:09:18
Finish.....	1:28:17	0:04:45

MEN'S ALL-TIME TOP 50 PERFORMANCES

Rank	Time	Name (Home)	Age	Place	Year
1	1:15:33	Marcel Hug (Switzerland)	38	1	2024
2	1:17:06	Marcel Hug (Switzerland)	37	1	2023
3	1:18:04	Marcel Hug (Switzerland)	31	1	2017
	1:18:04	Ernst van Dyk (South Africa)	44	2	2017
5	1:18:11	Marcel Hug (Switzerland)	35	1	2021
6	1:18:25	Joshua Cassidy (Canada)	27	1	2012
7	1:18:27	Ernst van Dyk (South Africa)	31	1	2004
8	1:18:50	Masazumi Soejima (Japan)	40	1	2011
9	1:18:51	Kurt Fearnley (Australia)	30	2	2011
	1:18:51	Ernst van Dyk (South Africa)	38	3	2011
11	1:19:32	Hiroyuki Yamamoto (Japan)	50	3	2017
12	1:20:28	Kurt Fearnley (Australia)	36	4	2017
	1:20:28	Hiroki Nishida (Japan)	33	5	2017
14	1:20:36	Ernst van Dyk (South Africa)	41	1	2014
15	1:20:37	Daniel Romanchuk (Illinois)	25	2	2024
16	1:21:08	Joel Jeannot (France)	38	2	2004
17	1:21:14	Kota Hokinoue (Japan)	40	2	2014
	1:21:14	Masazumi Soejima (Japan)	43	3	2014
19	1:21:23	Heinz Frei (Switzerland)	36	1	1994
20	1:21:36	Franz Nietlispach (Switzerland)	41	1	1999
	1:21:36	Daniel Romanchuk (Illinois)	20	1	2019
22	1:21:39	Kurt Fearnley (Australia)	31	2	2012
23	1:21:47	Josh George (Illinois)	33	6	2017
24	1:21:52	Franz Nietlispach (Switzerland)	40	1	1998
25	1:22:09	Aaron Pike (Illinois)	30	7	2017
	1:22:09	Rafael Botello Jimenez (Spain)	38	8	2017
	1:22:09	Jordi Madera Jimenez (Spain)	37	9	2017
28	1:22:12	David Weir (Great Britain)	44	3	2024
29	1:22:17	Jim Knaub (California)	37	1	1993
30	1:22:52	Thomas Sellers (Florida)	28	2	1994
31	1:23:07	Franz Nietlispach (Switzerland)	46	3	2004
	1:23:07	Kota Hokinoue (Japan)	43	10	2017
33	1:23:18	Ryota Yoshida (Japan)	35	11	2017
34	1:23:19	Ernst van Dyk (South Africa)	29	1	2002
35	1:23:26	Kota Hokinoue (Japan)	38	3	2012
36	1:23:27	Masazumi Soejima (Japan)	41	4	2012
37	1:23:33	Mustapha Badid (France)	27	2	1993
38	1:23:44	Krige Schabort (Georgia)	48	5	2012
39	1:23:56	Andre Viger (Canada)	40	3	1993
40	1:24:04	Kelly Smith (Canada)	39	4	2004
41	1:24:06	Marcel Hug (Switzerland)	30	1	2016
	1:24:06	Ernst van Dyk (South Africa)	43	2	2016
	1:24:06	Kurt Fearnley (Australia)	35	3	2016
44	1:24:11	Ernst van Dyk (South Africa)	32	1	2005
45	1:24:22	Krige Schabort (Georgia)	47	4	2011
46	1:24:23	Ernst van Dyk (South Africa)	39	6	2012
47	1:24:27	James Senbeta (Illinois)	30	12	2017
48	1:24:30	Masazumi Soejima (Japan)	48	2	2019
49	1:24:39	Marcel Hug (Switzerland)	28	4	2014
50	1:24:42	Jordi Madera (Spain)	34	5	2014

WOMEN'S ALL-TIME TOP 50 PERFORMANCES

Rank	Time	Name (Home)	Age	Place	Year
1	1:28:17	Manuela Schär (Switzerland)	32	1	2017
2	1:33:13	Amanda McGrory (Illinois)	30	2	2017
3	1:33:17	Susannah Scaroni (Illinois)	25	3	2017
4	1:34:06	Wakako Tsuchida (Japan)	37	1	2011
5	1:34:19	Manuela Schär (Switzerland)	34	1	2019
6	1:34:22	Jean Driscoll (Illinois)	27	1	1994
7	1:34:45	Louise Sauvage (Australia)	20	2	1994
8	1:34:50	Jean Driscoll (Illinois)	26	1	1993
9	1:35:05	Tatyana McFadden (Maryland)	27	4	2017
10	1:35:06	Tatyana McFadden (Illinois)	25	1	2014
11	1:35:11	Eden Rainbow-Cooper (Great Britain)	22	1	2024
12	1:35:21	Manuela Schär (Switzerland)	36	1	2021
13	1:35:42	Connie Hansen (Denmark)	28	2	1993
14	1:36:11	Manuela Schär (Switzerland)	39	2	2024
15	1:36:52	Jean Driscoll (Illinois)	25	1	1992
16	1:37:09	Chelsea McClammer (Illinois)	23	5	2017
17	1:37:14	Christie Dawes (Australia)	36	6	2017
18	1:37:16	Shirley Reilly (Arizona)	31	7	2017
19	1:37:24	Wakako Tsuchida (Japan)	39	2	2014
20	1:37:36	Shirley Reilly (Arizona)	26	1	2012
21	1:37:37	Wakako Tsuchida (Japan)	37	2	2012
22	1:38:33	Margriet van den Broek (Netherlands)	43	8	2017
	1:38:33	Susannah Scaroni (Illinois)	22	3	2014
24	1:39:20	Madison de Rozario (Australia)	30	3	2024
25	1:39:31	Louise Sauvage (Australia)	19	3	1993
26	1:39:39	Manuela Schär (Switzerland)	29	4	2014
27	1:39:53	Cheri Blauwet (California)	23	1	2004
28	1:40:16	Connie Hansen (Denmark)	27	2	1992
29	1:40:22	Patricia Eachus (Switzerland)	34	4	2024
30	1:40:34	Katrina Gerhard (Illinois)	20	9	2017
31	1:40:42	Jean Driscoll (Illinois)	28	1	1995
32	1:41:01	Shirley Reilly (Arizona)	25	2	2011
33	1:41:02	Christina Ripp (Colorado)	30	3	2011
34	1:41:08	Manuela Schar (Switzerland)	37	1	2022
35	1:41:13	Edith Hunkeler (Switzerland)	31	2	2004
36	1:41:19	Louise Sauvage (Australia)	24	1	1998
	1:41:19	Jean Driscoll (Illinois)	31	2	1998
38	1:41:26	Arielle Raisin (Illinois)	23	10	2017
39	1:41:35	Tatyana McFadden (Maryland)	29	2	2019
40	1:41:36	Madison De Rozario (Australia)	25	3	2019
41	1:41:42	Shelly Woods (Great Britain)	27	5	2014
42	1:41:44	Jade Jones (Great Britain)	21	11	2017
43	1:41:45	Susannah Scaroni (Illinois)	31	1	2023
44	1:41:46	Eliza Ault-Connell (Australia)	37	4	2019
45	1:41:47	Aline Dos Santos Rocha (Brazil)	33	5	2024
46	1:42:08	Ann Cody-Morris (New Mexico)	28	3	1992
47	1:42:13	Sandra Graf (Switzerland)	34	3	2004
48	1:42:16	Tatyana McFadden (Maryland)	26	1	2016
49	1:42:22	Louise Sauvage (Australia)	25	1	1999
	1:42:22	Jean Driscoll (Illinois)	32	2	1999

CHECKPOINT COURSE RECORDS

MEN'S WHEELCHAIR DIVISION CHECKPOINT RECORDS

Checkpoint	Time	Name	Year
5 Kilometers	6:48	Ernst van Dyk, Marcel Hug	2017
5 Miles	12:01	Marcel Hug	2017
10 Kilometers	15:30	Marcel Hug	2021 and 2024
20 Kilometers	34:03	Marcel Hug	2024
1/2 Marathon	35:57	Marcel Hug	2024
15 Miles	41:47	Marcel Hug	2024
25 Kilometers	43:11	Marcel Hug	2024
30 Kilometers	53:00	Marcel Hug	2024
20 Miles	57:14	Marcel Hug	2024
35 Kilometers	1:02:53	Marcel Hug	2024
40 Kilometers	1:11:20	Marcel Hug	2024
25 Miles	1:11:53	Marcel Hug	2024
Finish	1:15:33	Marcel Hug	2024

HALF-MARATHON RECORDS

1st Half	36:03	Marcel Hug, Ernst van Dyk	2017
2nd Half	39:36	Marcel Hug	2024

WOMEN'S WHEELCHAIR DIVISION CHECKPOINT RECORDS

Checkpoint	Time	Name	Year
5 Kilometers	8:23	Manuela Schär	2017
5 Miles	14:33	Manuela Schär	2017
10 Kilometers	18:19	Manuela Schär	2017
15 Kilometers	28:34	Manuela Schär	2017
10 Miles	31:05	Manuela Schär	2017
20 Kilometers	39:20	Manuela Schär	2017
1/2 Marathon	41:28	Manuela Schär	2017
15 Miles	48:14	Manuela Schär	2017
25 Kilometers	49:59	Manuela Schär	2017
30 Kilometers	1:02:03	Manuela Schär	2017
20 Miles	1:07:04	Manuela Schär	2017
35 Kilometers	1:14:14	Manuela Schär	2017
40 Kilometers	1:23:32	Manuela Schär	2017
25 Miles	1:24:15	Manuela Schär	2017
Finish	1:28:17	Manuela Schär	2017

HALF-MARATHON RECORDS

1st Half	41:28	Manuela Schär	2017
2nd Half	46:49	Manuela Schär	2017

ALL-TIME TOP 10 TIMES BY PLACE

MEN'S PLACES

Place	Time	Name	Home	Date
1	1:15:33	Marcel Hug	Switzerland	15 APR 2024
2	1:18:04	Ernst van Dyk	South Africa	17 APR 2017
3	1:18:51	Ernst van Dyk	South Africa	18 APR 2011
4	1:20:28	Kurt Fearnley	Australia	17 APR 2017
5	1:20:28	Hiroki Nishida	Japan	17 APR 2017
6	1:21:47	Josh George	Illinois	17 APR 2017
7	1:22:09	Aaron Pike	Illinois	17 APR 2017
8	1:22:09	Rafael Botello Jimenez	Spain	17 APR 2017
9	1:22:10	Jordi Madera Jimenez	Spain	17 APR 2017
10	1:23:07	Kota Hokinoue	Japan	17 APR 2017

WOMEN'S PLACES

Place	Time	Name	Home	Date
1	1:28:17	Manuela Schär	Japan	17 APR 2017
2	1:33:13	Amanda McGrory	Illinois	17 APR 2017
3	1:33:17	Susannah Scaroni	Illinois	17 APR 2017
4	1:35:05	Tatyana McFadden	Maryland	17 APR 2017
5	1:37:09	Chelsea McClammer	Illinois	17 APR 2017
6	1:37:14	Christie Dawes	Australia	17 APR 2017
7	1:37:16	Shirley Reilly	Arizona	17 APR 2017
8	1:38:33	Margriet Van Den Broek	Illinois	17 APR 2017
9	1:40:34	Katrina Gerhard	Illinois	17 APR 2017
10	1:41:26	Arielle Rausin	Illinois	17 APR 2017

MARGIN OF VICTORY

MEN'S WIDEST MARGIN OF VICTORY

Rank	Margin	Year	Winner (Time)	Runner-Up (Time)
1	11:39	1988	Mustapha Badid (1:43:19)	Philippe Couprie (1:54:58)
2	10:39	2023	Marcel Hug (1:17:06)	Daniel Romanchuk (1:27:45)
3	9:38	1984	Andre Viger (2:05:20)	Jim Martinson (2:14:58)
4	7:41	1978	George Murray (2:26:57)	Curt Brinkman (2:34:38)
5	7:35	2021	Marcel Hug (1:18:11)	Daniel Romanchuk (1:25:46)

WOMEN'S WIDEST MARGIN OF VICTORY

Rank	Margin	Year	Winner (Time)	Runner-Up (Time)
1	29:27	1979	Sheryl Bair (3:27:56)	Sharon Limpert (3:57:23)
2	27:37	1978	Susan Shapiro (3:52:35)	Cindy Patton (4:20:12)
3	19:33	1988	Candace Cable-Brookes (2:10:44)	Sharon Frenette (2:30:17)
4	19:01	1983	Sherry Ramsey (2:27:07)	Jennifer Smith (2:46:08)
5	16:27	1984	Sherry Ramsey (2:56:51)	Jan Burkhart (3:13:18)

CLOSEST FINISHES

MEN'S CLOSEST RACES (Among Top Two Finishers)

Based on Elapsed Time Between First- and Second-Place Finishers

Rank	Margin	Year	Winner (Time)	Second (Time)
1	- -	2017	Marcel Hug (1:18:04)	Ernst van Dyk (1:18:04)
	- -	2016	Marcel Hug (1:24:06)	Ernst van Dyk (1:24:06)
	- -	2011	Masazumi Soejima (1:18:50)	Kurt Fearnley (1:18:50)
4	2 Seconds	1982	Jim Knaub (1:51:31)	George Murray (1:51:33)
5	3 Seconds	2010	Ernst van Dyk (1:26:53)	Krige Schabort (1:26:56)
6	38 Seconds	2014	Ernst van Dyk (1:20:36)	Kota Hokinoue (1:21:14)
7	41 Seconds	1989	Philippe Couprie (1:36:04)	Andre Viger (1:36:45)

WOMEN'S CLOSEST RACES (Among Top Two Finishers)

Based on Elapsed Time Between First- and Second-Place Finishers

Rank	Margin	Year	Winner (Time)	Second (Time)
1	- -	1998	Louise Sauvage (1:41:19)	Jean Driscoll (1:41:19)
	- -	1999	Louise Sauvage (1:42:23)	Jean Driscoll (1:42:23)
	- -	2003	Christina Ripp (1:54:47)	Cheri Blauwet (1:54:57)
4	1 Second	2012	Shirley Reilly (1:37:36)	Wakako Tsuchida (1:37:37)
5	4 Seconds	2001	Louise Sauvage (1:53:54)	Edith Hunkeler (1:53:58)

PARTICIPATION THROUGH THE YEARS

First Year of Official Wheelchair Participation

Monday, April 21, 1975..... 1 entrant..... 1 starter..... 1 finisher

Growth of the Field

Year	Finishers
1975.....	1
1976.....	No competitors
1977.....	8
1978.....	20
1979.....	*
1980.....	*
1981.....	17
1982.....	*
1983.....	19
1984.....	19
1985.....	24
1986.....	34
1987.....	41
1988.....	48
1989.....	42
1990.....	46
1991.....	78
1992.....	57
1993.....	69
1994.....	80
1995.....	89
1996.....	81
1997.....	63
1998.....	58
1999.....	60
2000.....	51
2001.....	35
2002.....	44
2003.....	25
2004.....	43
2005.....	30
2006.....	27
2007.....	25
2008.....	16
2009.....	29
2010.....	29
2011.....	32
2012.....	32
2013.....	52
2014.....	53
2015.....	50
2016.....	42
2017.....	53
2018.....	28
2019.....	60
2020.....	10 (race held virtually)
2021.....	23 (20 In-Person + 3 Virtual)
2022.....	41
2023.....	49
2024.....	47
TOTAL.....	1,880

WHEELCHAIR ROAD RACING CLASSIFICATIONS

The Wheelchair Division is a competitive division for athletes who use racing wheelchairs in track and road racing events and hold a national or World Para Athletics classification.

ELIGIBILITY

The athlete must hold a national or WPA classification T51 – T54, T33 or T34 at time of registration with a New (N), Review (R), or Confirmed (C) status. Impairment documentation may be accepted for non-elite athletes in lieu of classification at the B.A.A.'s discretion.

CLASSIFICATION PROFILE

Sport Class	Description
T54	Normal arm muscle power with a range of trunk muscle power extending from partial trunk control to normal trunk control.
T53	Normal arm muscle power with no abdominal and no lower spinal muscle activity.
T52	Use shoulder, elbow, and wrist for propulsion. Poor to normal muscle power of the finger flexors and extensors. Usually has no muscle power in the trunk.
T51	Use elbow flexors and wrist dorsiflexes for propulsion. Decrease in shoulder power. Usually has no muscle power in the trunk.
T34	Diplegia caused by hypertonia, athetosis, or ataxia. Normal functional strength of upper limbs and minimal trunk limitation.
T33	Quadriplegia, triplegia, or hemiplegia caused by hypertonia, athetosis, or ataxia. Limitation of upper limb(s) and trunk control.

Information on this page is excerpted from World Para Athletics Classification Rules and Regulations.

9. Bank of America 2025 Professional Athlete Team

Men.....208
Women.....242

2025 BOSTON MARATHON PROFESSIONAL MEN'S TEAM — PERSONAL BESTS

NAME	PERSONAL BEST	COUNTRY
Sisay Lemma	2:01:48 (Valencia, 2023)	ETH
John Korir	2:02:44 (Chicago, 2024)	KEN
Evans Chebet	2:03:00 (Valencia, 2020)	KEN
CyBrian Kotut	2:03:22 (Berlin, 2024)	KEN
Haymanot Alew	2:03:31 (Berlin, 2024)	ETH
Daniel Mateiko	2:04:24 (Valencia, 2024)	KEN
Alphonse Felix Simbu	2:04:38 (Valencia, 2024)	TAN
Lelisa Desisa	2:04:45 (Dubai, 2013)	ETH
Victor Kiplangat	2:05:09 (Hamburg, 2022)	UGA
Asefa Boki	2:05:40 (Amsterdam, 2024)	ETH
Tebello Ramakongoana	2:06:18 (Xiamen, 2025) NR	LES
Abel Kipchumba	2:06:49 (Berlin, 2022)	KEN
Albert Korir	2:06:57 (New York City, 2023)	KEN
Tsegay Weldibanos	2:07:35 (Sacramento, 2024)	ERI
Patrick Tiernan	2:07:45 (Houston, 2024)	AUS
Conner Mantz	2:07:47 (Chicago, 2023)	USA
Clayton Young	2:08:00 (Chicago, 2023)	USA
Rory Linkletter	2:08:01 (Seville, 2024)	CAN
CJ Albertson	2:08:17 (Chicago, 2024)	USA
Amanuel Mesel	2:08:17 (Valencia, 2013)	ERI
Yemane Haileselassie	2:08:25 (Houston, 2025)	ERI
Erenjia Jia	2:08:32 (Berlin, 2024)	CHN
Zach Panning	2:09:16 (Chicago, 2024)	USA
Colin Bennie	2:09:38 (Chandler, 2020)	USA
Brian Shrader	2:09:46 (Chicago, 2023)	USA
Reed Fischer	2:10:14 (Chicago, 2024)	USA
Tesfu Tewelde	2:10:21 (St. Paul, 2024)	ERI
Wesley Kiptoo	2:10:28 (Chicago, 2023)	KEN
Christian Allen	2:10:32 (Houston, 2025)	USA
Johannes Motschmann	2:10:39 (London, 2024)	GER
Nathan Martin	2:10:45 (Duluth, 2023)	USA
Ryan Ford	2:11:08 (New York City, 2024)	USA
Colin Mickow	2:11:22 (Chandler, 2020)	USA
Turner Wiley	2:11:55 (Chicago, 2024)	USA
Robert Miranda	2:12:07 (Sacramento, 2024)	USA
Charlie Sweeney	2:12:23 (Chicago, 2024)	USA
JP Flavin	2:12:34 (Chicago, 2024)	USA
Ryan Eiler	2:13:36 (New York City, 2024)	USA
Joseph Whelan	2:13:39 (Duluth, 2019)	USA
Donnie Cowart	2:13:39 (Valley Cottage, 2023)	USA
Steven Martinez	2:13:44 (Sacramento, 2024)	USA
Lyle O'Brien	2:13:58 (Duluth, 2024)	USA
Erik Linden	2:14:15 (Sacramento, 2024)	USA
Andrew Bowman	2:14:19 (Sacramento, 2024)	USA
Louis Serafini	2:14:59 (Sacramento, 2024)	USA
Thomas Toth	2:15:09 (Sacramento, 2024)	CAN
Ben Kendall	2:15:11 (Chicago, 2024)	USA

NAME	PERSONAL BEST	COUNTRY
Jacob Heslington	2:15:12 (Orlando, 2024).....	USA
Primož Kobe	2:15:37 (Rotterdam, 2022)*	SLO
Yudai Fukuda.....	2:15:57 (Gold Coast, 2024)	JPN
Hiroaki Furukawa	2:16:14 (Kumamoto, 2024).....	JPN
Grant O'Connor	2:16:17 (Boston, 2024).....	USA
Aaron Davidson	2:16:30 (Duluth, 2023).....	USA
Kevin Kirk.....	2:16:33 (Twin Cities, 2024).....	USA
Michael Blaszczyk.....	2:16:43 (Sacramento, 2023)	USA
Joost Plaetfinck	2:16:47 (Sacramento, 2023)	USA
Kyle Johnson.....	2:16:59 (Duluth, 2024).....	USA
Jesse Davis	2:17:30 (Indianapolis, 2023)*	USA
Dustin Bybee	2:19:48 (St. George, 2023)*	USA
Jonathan Kotter	2:20:08 (St. George, 2023)*	USA
David Cisewski.....	2:20:53 (Chicago, 2023)*	USA
Juan Vidal Ribero.....	2:22:14 (Valencia, 2023)*	ESP
Sam Morse.....	2:22:15 (Boston, 2024)*	USA
Pablo Villalobos Bazaga	2:22:32 (Seville, 2024)*	ESP
Iain Hunter.....	2:23:45 (St. George, 2023)*	USA
Muktar Edris	debut / 1:00:52 HM PB	ETH
Barry Keane	debut/ 1:02:35 HM PB	IRL

Team as of March 20, 2025

NR = National Record

*=Master's Athlete (40+)

2025 BOSTON MARATHON PROFESSIONAL MEN'S TEAM — ALPHABETICAL

NAME	PERSONAL BEST	COUNTRY
CJ Albertson	2:08:17 (Chicago, 2024)	USA
Haymanot Alew	2:03:31 (Berlin, 2024)	ETH
Christian Allen	2:10:32 (Houston, 2025)	USA
Colin Bennie	2:09:38 (Chandler, 2020)	USA
Michael Blaszczyk	2:16:43 (Sacramento, 2023)	USA
Asefa Boki	2:05:40 (Amsterdam, 2024)	ETH
Andrew Bowman	2:14:19 (Sacramento, 2024)	USA
Dustin Bybee	2:19:48 (St. George, 2023)*	USA
Evans Chebet	2:03:00 (Valencia, 2020)	KEN
David Cisewski	2:20:53 (Chicago, 2023)*	USA
Donnie Cowart	2:13:39 (Valley Cottage, 2023)	USA
Aaron Davidson	2:16:30 (Duluth, 2023)	USA
Jesse Davis	2:17:30 (Indianapolis, 2023)*	USA
Lelisa Desisa	2:04:45 (Dubai, 2013)	ETH
Muktar Edris	debut / 1:00:52 HM PB	ETH
Ryan Eiler	2:13:36 (New York City, 2024)	USA
Reed Fischer	2:10:14 (Chicago, 2024)	USA
JP Flavin	2:12:34 (Chicago, 2024)	USA
Ryan Ford	2:11:08 (New York City, 2024)	USA
Yudai Fukuda	2:15:57 (Gold Coast, 2024)	JPN
Hiroaki Furukawa	2:16:14 (Kumamoto, 2024)	JPN
Yemane Haileselassie	2:08:25 (Houston, 2025)	ERI
Jacob Heslington	2:15:12 (Orlando, 2024)	USA
Iain Hunter	2:23:45 (St. George, 2023)*	USA
Erenjia Jia	2:08:32 (Berlin, 2024)	CHN
Kyle Johnson	2:16:59 (Duluth, 2024)	USA
Barry Keane	debut / 1:02:35 HM PB	IRL
Ben Kendell	2:15:11 (Chicago, 2024)	USA
Abel Kipchumba	2:06:49 (Berlin, 2022)	KEN
Victor Kiplangat	2:05:09 (Hamburg, 2022)	UGA
Wesley Kiptoo	2:10:28 (Chicago, 2023)	KEN
Kevin Kirk	2:16:33 (Twin Cities, 2024)	USA
Primož Kobe	2:15:37 (Rotterdam, 2022)*	SLO
John Korir	2:02:44 (Chicago, 2024)	KEN
Albert Korir	2:06:57 (New York City, 2023)	KEN
Jonathan Kotter	2:20:08 (St. George, 2023)*	USA
CyBrian Kotut	2:03:22 (Berlin, 2024)	KEN
Sisay Lemma	2:01:48 (Valencia, 2023)	ETH
Erik Linden	2:14:15 (Sacramento, 2024)	USA
Rory Linkletter	2:08:01 (Seville, 2024)	CAN
Conner Mantz	2:07:47 (Chicago, 2023)	USA
Nathan Martin	2:10:45 (Duluth, 2023)	USA
Steven Martinez	2:13:44 (Sacramento, 2024)	USA
Daniel Mateiko	2:04:24 (Valencia, 2024)	KEN
Amanuel Mesel	2:08:17 (Valencia, 2013)	ERI
Colin Mickow	2:11:22 (Chandler, 2020)	USA
Robert Miranda	2:12:07 (Sacramento, 2024)	USA

NAME	PERSONAL BEST	COUNTRY
Sam Morse.....	2:22:15 (Boston, 2024) *	USA
Johannes Motschmann.....	2:10:39 (London, 2024)	GER
Lyle O'Brien.....	2:13:58 (Duluth, 2024)	USA
Grant O'Connor.....	2:16:17 (Boston, 2024)	USA
Zach Panning.....	2:09:16 (Chicago, 2024)	USA
Joost Plaetfinck.....	2:16:47 (Sacramento, 2023)	USA
Tebello Ramakongoana.....	2:06:18 (Xiamen, 2025) NR	LES
Louis Serafini.....	2:14:59 (Sacramento, 2024)	USA
Brian Shrader.....	2:09:46 (Chicago, 2023)	USA
Alphonse Felix Simbu.....	2:04:38 (Valencia, 2024)	TAN
Charlie Sweeney.....	2:12:23 (Chicago, 2024)	USA
Tesfu Tewelde.....	2:10:21 (St. Paul, 2024)	ERI
Patrick Tiernan.....	2:07:45 (Houston, 2024)	AUS
Thomas Toth.....	2:15:09 (Sacramento, 2024)	CAN
Juan Vidal Ribero.....	2:22:14 (Valencia, 2023) *	ESP
Pablo Villalobos Bazaga.....	2:22:32 (Seville, 2024) *	ESP
Tsegay Weldlibanos.....	2:07:35 (Sacramento, 2024)	ERI
Joseph Whelan.....	2:13:39 (Duluth, 2019)	USA
Turner Wiley.....	2:11:55 (Chicago, 2024)	USA
Clayton Young.....	2:08:00 (Chicago, 2023)	USA

Team as of March 20, 2025

NR = National Record

*=Master's Athlete (40+)

CLAYTON 'CJ' ALBERTSON

Fresno, California, USA



BIB: ALBERTSON

PRONUNCIATION: C J Al-ber-son

BIRTHDATE: 11 October 1993

PERSONAL BEST: 2:08:17 (Chicago, 2024)

ABBOTT WORLD MARATHON MAJORS

03Nov24 TCS New York City Marathon.....	10th 2:10:57
13Oct24 Bank of America Chicago Marathon.....	7th 2:08:17
15Apr24 Boston Marathon	7th 2:09:45
17Apr23 Boston Marathon	12th 2:10:33
18Apr22 Boston Marathon	13th 2:10:23
11Oct21 Boston Marathon	10th 2:11:44

[World Athletics Bio](#)

CAREER NOTES

- Ran 5 marathons in 2024 with three PBs
- 2nd 2024 California International Marathon, Sacramento
- 5th 2024 U.S. Olympic Team Trials, Orlando
- 1st 2023 Baja California Marathon
- 1st 2023 California International Marathon
- World Record 50K, 2:38:43 San Francisco, 2022
- 10th 2022 Malaga Marathon
- 5th 2022 Grandma's Marathon
- 50K track world record holder, 2:38:43 (5:07 pace)
- 2nd 2021 Grandma's Marathon
- 8th 2021 California International Marathon
- 7th 2020 U.S. Olympic Trials Marathon
- 2nd 2019 California International Marathon
- 1st 2019 Modesto Marathon
- 1st 2018 and 2019 Two Cities Marathon
- Indoor marathon world record 2:17:59 (New York City, 2019)

PERSONAL NOTES

- C J stands for Clayton Jordan
- Ran for Arizona State
- The 2025 Boston Marathon is C J's fifth Boston
- At the 2021 Boston Marathon C J led for the first 20 miles then finished 10th
- Physical Ed/Health Professor and cross country and track coach at Clovis Community College
- Married to Chelsey, a nurse, and the couple has two children: Luke and Noelle and the couple is expecting a baby girl in March 2025
- Favorite travel place: Hawaii
- Likes to bake and cook without recipes
- Favorite food is eggs and rice curry
- Favorite Boston training prep: downhill sprints and long runs; self-coached
- Instagram: CJ Albertson Strava: CJ Albertson

HAYMANOT ALEW
Addis Ababa, Ethiopia

BIB: ALEW

PRONUNCIATION: Hay-ma-not Al-ew

BIRTHDATE: 11 November 1997

PERSONAL BEST: 2:03:31 (Berlin, 2024)

ABBOTT WORLD MARATHON MAJORS

29Sep24 BMW Berlin Marathon 3rd 2:03:31

[World Athletics Bio](#)

CAREER NOTES

- 2nd 2024 Haspa Hamburg Marathon, 2:05:29
- 2nd 2024 Tata Mumbai Marathon
- 7th 2023 TCS Amsterdam Marathon
- 3rd 2023 Lanzhou Marathon
- 3rd 2023 Dubai Marathon
- 2nd 2022 EDP Porto Marathon

PERSONAL NOTES

- Instagram: hayimanotalew
- Trains in Addis Ababa, Ethiopia with the NN Running Team



COLIN BENNIE

San Francisco, California, USA

BIB: BENNIE

BIRTHDATE: 03 June 1995

PERSONAL BEST: 2:09:38 (Chandler, 2020)

ABBOTT WORLD MARATHON MAJORS

03Nov24 TCS New York City Marathon 12th 2:11:16
11Oct21 Boston Marathon 7th 2:11:26

[World Athletics Bio](#)

CAREER NOTES

- 10th 2024 US Olympic Marathon Team Trials
- Top U.S. athlete at the 2021 Boston Marathon
- 3rd 2020 The Marathon Project, AZ
- 9th 2020 USA Olympic Marathon Team Trials

PERSONAL NOTES

- Instagram: colin_bennie
- Graduate of Wachusett High School in Mass.
- All-American at Syracuse University
- Hometown is Princeton, MA
- Lives and trains in San Francisco, CA
- Has a dachshund named Louie
- Fiancé is pro runner Abbie McNulty, also running the 2025 Boston Marathon
- Strava: <https://www.strava.com/pros/32464862>



A SEFA BOKI
Addis Ababa, Ethiopia

BIB: BOKI

PRONUNCIATION: Ah- sef-ah Bow-key

BIRTHDATE: 26 September 1997

PERSONAL BEST: 2:05:40 (Amsterdam, 2024)

ABBOTT WORLD MARATHON MAJORS

Debut

[World Athletics Bio](#)

CAREER NOTES

- 3rd 2025 Xiamen Marathon
- 2nd 2024 TCS Amsterdam Marathon
- 1st 2024 Xiamen Marathon

PERSONAL NOTES

- Favorite marathon training: the structured long runs
- Proudest running moment: finishing second at the 2024 Amsterdam Marathon
- Coached by Haji Adilo in Addis Ababa, Ethiopia



EVANS CHEBET


Kapsabet, Kenya

BIB: EVANS

PRONUNCIATION: Eh-vens Cheh-bet

BIRTHDATE: 10 November 1988

PERSONAL BEST: 2:03:00 (Valencia Spain, 2020)



ABBOTT WORLD MARATHON MAJORS

03Nov24	TCS New York City Marathon	2nd	2:07:45
15Apr24	Boston Marathon	3rd	2:07:22
17Apr23	Boston Marathon	1st	2:05:54
06Nov22	TCS New York City Marathon	1st	2:08:41
18Apr22	Boston Marathon	1st	2:06:51
03Oct21	Virgin Money London Marathon	4th	2:05:43
16Apr18	Boston Marathon	DNF	
26Feb17	Tokyo Marathon	4th	2:06:42
25Sep16	BMW Berlin Marathon	3rd	2:05:31

[World Athletics Bio](#)

CAREER NOTES

- Two-time Boston Marathon Champion
- Six podium finishes at Abbott World Marathon Majors races
- One of the few men to win both the Boston and New York City Marathons in the same year
- Has finished 1st or 2nd in 13 career marathons, average of 2:05:57 for his top 10 marathons
- 1st place 2020 Lake Biwa Mainichi Marathon
- 1st place 2020 Valencia Trinidad Alfonso Marathon, 2:03:00
- 1st place 2019 Buenos Aires South American Marathon
- Fastest men's marathon time in the world in 2020

PERSONAL NOTES

- Married to Lilian Chepkemei and the couple has 2 boys and 1 girl
- From Kapsabet, Nandi County and a member of the Kalenjin tribe
- Enjoys farming wheat and corn
- Manchester United supporter
- Enjoys listening to gospel music
- Favorite food is ugali and managu, a green vegetable
- Favorite travel place is Lake Nakuru, Kenya
- Coached by Claudio Berardelli and teammates with Benson Kipruto, Vincent Kipchumba, CyBrian Kotut and Amos Kipruto
- Favorite training place: long runs around Nandi District and on the tea, plantation trails

LELISA DESISA

Addis Ababa, Ethiopia

BIB: LELISA

PRONUNCIATION: Le-LEE-sa DEH-see-sa

BIRTHDATE: 14 January 1990

PERSONAL BEST: 2:04:45 (Dubai, 2013)



ABBOTT WORLD MARATHON MAJORS

17Apr23 Boston Marathon	DNF	
18Apr22 Boston Marathon	DNF	
11Oct21 Boston Marathon	DNF	
03Nov19 TCS New York City Marathon.....	DNF	
15Apr19 Boston Marathon	2nd.....	2:07:59
04Nov18 New York Marathon.....	1st.....	2:05:59
16Apr18 Boston Marathon	DNF	
05Nov17 New York Marathon.....	3rd.....	2:11:32
06Nov16 New York Marathon.....	DNF	
18Apr16 Boston Marathon	2nd.....	2:13:32
01Nov15 New York Marathon.....	3rd.....	2:12:10
20Apr15 Boston Marathon	1st.....	2:09:17
02Nov14 New York Marathon.....	2nd.....	2:11:06
21Apr14 Boston Marathon	DNF	
15Apr13 Boston Marathon	1st.....	2:10:22

[World Athletics Bio](#)

CAREER NOTES

- 1st 2019 IAAF World Championships
- 3rd 2017 Monza Nike Breaking2
- 7th 2015 IAAF World Championships
- 2nd 2015 Dubai Standard Chartered Marathon
- 1st 2014 B.A.A. Half Marathon
- 2nd 2013 IAAF World Championships
- 1st 2013 Dubai Standard Chartered Marathon

PERSONAL NOTES

- Two-time Boston champion
- Celebrating his ten-year anniversary as the 2015 Boston Marathon champion
- After his 2013 Boston win, Lelisa gifted his champion's medal back to the City of Boston to honor the victims and families affected by the April 15 race-day tragedy
- Born in Ethiopia's Oromia region
- Trains in Addis Ababa with coach Hagi Adilo

MUKTAR EDRIS

Addis Ababa, Ethiopia

BIB: EDRIS

BIRTHDATE: 14 January 1994

PERSONAL BEST: Debut

ABBOTT WORLD MARATHON MAJORS

Debut


[World Athletics Bio](#)

CAREER NOTES


- Four World Titles: 2019 5,000m; 2017 5,000m and XC Team; 2015 XC Team
- 2016 Olympic Games 5,000m; H2 – 2nd; F DQ
- 2015 World Championships XC bronze medal
- 2012 World Junior Champion 5,000m and Cross Country
- Half Marathon personal best, 58:40 (Valencia, 2021)

PERSONAL NOTES

- Instagram: muktar.edris
- Trains in Addis Ababa, Ethiopia
- Coached by Gemedu Dedefo



REED FISCHER
Westminster, Colorado, USA



BIB: FISCHER

BIRTHDATE: 09 July 1995

PERSONAL BEST: 2:10:24 (Chicago, 2024)

ABBOTT WORLD MARATHON MAJORS

13Oct24	Bank of America Chicago Marathon	13th	2:10:14
05Nov23	TCS New York Marathon	DNF	
06Nov22	TCS New York City Marathon	10th	2:15:23
18Apr22	Boston Marathon	16th	2:10:54
10Oct21	Bank of America Chicago Marathon	9th	2:14:41

[World Athletics Bio](#)

CAREER NOTES

- 9th 2024 U.S Olympic Team Trials, Orlando
- Member of Team USA at the 2023 World Athletics Road Running Half Marathon Championships
- 2023 Bank of America Chicago 13.1 Champion

PERSONAL NOTES

- Married to Christine Thorn, a steeplechaser and breast cancer survivor
- Two brothers: Evan and Graham
- Instagram: reedfish
- Hometown: Minnetonka, MN
- Runs with Tinman Elite
- Graduate of Drake University

RYAN FORD
Boone, North Carolina, USA

BIB: FORD

BIRTHDATE: 26 October 1997

PERSONAL BEST: 2:11:08 (New York City, 2024)

ABBOTT WORLD MARATHON MAJORS

03Nov24 TCS New York City Marathon..... 11th..... 2:11:08


[World Athletics Bio](#)

CAREER NOTES

- Made his marathon debut at the 2024 NYC Marathon running the fastest debut time by an American finishing 11th in 2:11:08
- 14th place, 2025 Houston Half Marathon in 1:00:59
- 9th place, 2024 U.S. Olympic Track Trials 10,000m
- Runs with ZAP Endurance
- Coached by Pete Rea
- Favorite Marathon training: 21-23 mile run with a 5, 4, 3, 1-mile repeat at marathon pace with 1 mile steady in between each rep

PERSONAL NOTES

- Hometown: Huntsville, Alabama
- Favorite food: Spicy Curry
- Favorite travel place: Orlando, Florida because his family lives there and he enjoys warm weather training
- Graduated from UT Martin and finished his collegiate career at Iowa State
- Instagram: @ryanford_chevy
- Strava: Ryan Ford



YEMANE HAILESELASSIE

Eritrea / Flagstaff, Arizona

BIB: HAILESELASSIE

BIRTHDATE: 21 February 1998

PERSONAL BEST: 2:08:25 (Houston, 2025)

ABBOTT WORLD MARATHON MAJORS

15Apr24 Boston Marathon 16th 2:14:44


[World Athletics Bio](#)

CAREER NOTES

- Two-time Olympian in steeplechase
- 2nd 2025 Chevron Houston Marathon, 2:08:25
- 1st 2024 Honolulu Marathon
- 1st 2024 B.A.A. Half Marathon
- Three-time World Cross Country Eritrean Team
- Two-Time Olympian in 3,000m steeplechase
- 3rd 2023 B.A.A. Half Marathon, 1:02:17
- 1st 2022 National Championships 3,000m steeplechase
- 7th 2022 Eugene World Athletics Championships 3,000m steeplechase
- 5th Tokyo Olympic Games steeplechase
- 11th Rio de Janeiro Olympic Games steeplechase
- Set NU18 and NU20 records in steeplechase; holds NR 8:11.22

PERSONAL NOTES

- Has finished top eight at the World Championships, All African Games, and World Cross Country
- Instagram @yemanehaileselassie
- Lives in Arizona, USA, and trains with his coach James McKirdy



BARRY KEANE

Bunmahon, Ireland

BIB: KEANE

BIRTHDATE: 19 November 1997

PERSONAL BEST: Debut

ABBOTT WORLD MARATHON MAJORS

Debut

[World Athletics Bio](#)

CAREER NOTES

- Member of the Boston Athletic Association High Performance Team
- All-American in track and cross country
- Has competed for Ireland at the European Championships in cross country and European Junior Championships on the track
- 7th at 2023 NCAA 10,000m championships
- 1:01:22 Half Marathon PB (Houston, 2025)

PERSONAL NOTES

- Grew up in Bunmahon in County Waterford, Ireland
- Has two younger brothers
- Graduate of Butler University
- Enjoys good coffee and listening to traditional Irish music
- Favorite food: Sushi
- Favorite travel place: Switzerland
- Coached by Mark Carroll



ABEL KIPCHUMBA

Iten, Kenya

BIB: KIPCHUMBA

BIRTHDATE: 03 February 1994

PERSONAL BEST: 2:06:49 (Berlin, 2022)



ABBOTT WORLD MARATHON MAJORS

03Nov24 TCS New York City Marathon.....	8th.....	2:10:39
24Sep23 BMW Berlin Marathon.....	DNF	
25Sep22 BMW Berlin Marathon.....	5th.....	2:06:49
29Sep19 BMW Berlin Marathon.....	10th.....	2:09:39

[World Athletics Bio](#)

CAREER NOTES

- 1st 2023 B.A.A. Half Marathon
- Average time of top 10 best half marathons: 59:33
- Winner of Half Marathons in Boston, Napoli, Herzogenaurach, Valencia, New York City and South Shields
- Began his running career as a 10K pacemaker
- Running advice: "To remain consistent and be present in training is the most important advice for runners."

PERSONAL NOTES

- Married
- Favorite foods: ugali, chapati, roasted meat
- Fan of Manchester United Football Club
- Favorite travel place: United States and Spain
- Coached by Julien Di Maria
- Instagram: abelkipchumba94

VICTOR KIPLANGAT


Kapchorwa, Uganda

BIB: KIPLANGAT

PRONUNCIATION: KIP-Lan-Gat

BIRTHDATE: 10 November 1999

PERSONAL BEST: 2:05:09 (Hamburg, 2022)



ABBOTT WORLD MARATHON MAJORS

10Aug24 Paris Olympic Games Marathon 37th 2:11:59
03Mar24 Tokyo Marathon 15th 2:07:44
27Aug23 Budapest World Championships Marathon 1st 2:08:53

[World Athletics Bio](#)

CAREER NOTES

- Reigning World Marathon Champion
- 2nd 2023 Osaka Marathon, 2:06:03
- 1st 2022 Birmingham Commonwealth Games Marathon
- 4th 2022 Hamburg Marathon, 2:05:09
- 1st 2021 Istanbul Marathon
- Running advice: "During training, don't take the easy road. As a mountain runner, I know that the toughest hills make you the strongest athletes. Run in tough conditions and you will be the strongest version of yourself."

PERSONAL NOTES

- Raised in the village of Kween, near Kapchorwa
- Is a pastor at his church in Kapchorwa; married with five children
- Inspired by compatriots Stephen Kiprotich (2012 Olympic Marathon champion) and Moses Kipsiro (world 5,000m bronze medalist and two-time World Cross Country medalist)
- Won selection to the 2016 World U20 5,000m championships and 2017 U20 World XC Championships
- Was the 2017 World Mountain Running Champion
- Trains under Ugandan-based Dutch coach Addy Ruiters with training partner Joshua Cheptegei
- Half-brother of Jacob Kiplimo (2020 HM Championships gold medalist)
- Favorite food: posho, ugali, matoke
- Instagram: victorkiplangat2023

WESLEY KIPTOO

Marakwet, Kenya

BIB: KIPTOO

BIRTHDATE: 19 May 96

PERSONAL BEST: 2:10:28 (Chicago, 2023)



ABBOTT WORLD MARATHON MAJORS

03Nov24 TCS New York City Marathon 16th 2:11:58
08Oct23 Bank of America Chicago Marathon 12th 2:10:28

[World Athletics Bio](#)

CAREER NOTES

- 1:00:34 Half Marathon PB (Houston, 2025)
- 2nd 2024 Boston 10K
- 3-time UMC Pittsburgh Half Marathon Champion
- 2nd 2023 and 2024 Houston Half Marathon
- 1st 2024 Cherry Blossom 10 Mile
- 2021 NCAA Indoor Champion, 5,000m
- 1st 2023 Falmouth Road Race

PERSONAL NOTES

- Began his collegiate career at Colby Community College before transferring to Iowa State University
- Seven-time NCAA Division 1 All-American in track and cross country
- Seven time Big 12 Champion
- Instagram: marakwetexpress
- A native of Marakwet, Kenya, Kiptoo lives and trains in Arizona
- Married to Maribel and the couple has two children: Natalia and Santos
- Attended Transcend Academy a Kenyan school founded by 2012 Boston Marathon champion Wesley Korir

ALBERT KORIR

Eldoret, Kenya

BIB: A KORIR

PRONUNCIATION: Al-Burt KO-REER

BIRTHDATE: 02 March 1994

PERSONAL BEST: 2:06:57 (New York, 2023)



ABBOTT WORLD MARATHON MAJORS

03Nov24	TCS New York City Marathon.....	3rd.....	2:08:00
15Apr24	Boston Marathon	5th	2:07:47
05Nov23	TCS New York City Marathon.....	2nd.....	2:06:57
17Apr23	Boston Marathon	4th	2:08:01
06Nov22	TCS New York City Marathon.....	7th	2:13:27
18Apr22	Boston Marathon	6th	2:08:50
07Nov21	TCS New York City Marathon	1st.....	2:08:22
03Nov19.....	TCS New York City Marathon.....	2nd	2:08:36

[World Athletics Bio](#)


CAREER NOTES

- 1st 2019 Ottawa Marathon
- 1st 2019 Houston Marathon
- 1st 2017 Vienna City Marathon
- Podium finishes in Eldoret, Barcelona, Toronto, Vienna, Ljubljana, Lake Biwa, Cape Town, Houston, Ottawa, NYC (4)

PERSONAL NOTES

- Married to Mercy Jepkorir and father of Allan Kimutai and Arnold Kibet
- Trains in Kapkitony with Gideon Kipkeeter, Stephen Chebogut and Brian Kipsang
- Abbott World Marathon Majors Series XIII Men's Champion
- Enjoys: Learning to play the guitar, driving and farming
- Favorite food: roasted meat and ugali

JOHN KORIR
Eldoret, Kenya



BIB: J KORIR

PRONUNCIATION: KO-REER

BIRTHDATE: 02 December 1996

PERSONAL BEST: 2:02:44 (Chicago, 2024)

ABBOTT WORLD MARATHON MAJORS

13Oct24	Bank of America Chicago Marathon.....	1st.....	2:02:44
15Apr24	Boston Marathon	4th	2:07:40
08Oct23	Bank of America Chicago Marathon.....	4th	2:05:09
17Apr23	Boston Marathon	9th	2:10:04
09Oct22	Bank of America Chicago Marathon.....	3rd.....	2:05:01

[World Athletics Bio](#)

CAREER NOTES

- 2014 Chicago Marathon win was the second fastest time in race history (Kelvin Kiptum holds the course record of 2:00:35)
- 1st 2022 Los Angeles Marathon
- 1st 2021 Los Angeles Marathon
- 2nd 2019 Los Angeles Marathon
- 12th Frankfurt Marathon
- 2nd 2018 Ottawa Marathon

PERSONAL NOTES

- John Korir is the younger brother of 2012 Boston Marathon champion Wesley Korir
- Coached by Ron Mann
- Lives in Eldoret and has three children
- Favorite food is Chapati
- Instagram: @Korir564

CYBRIAN KOTUT

Eldoret, Kenya

BIB: KOTUT

PRONUNCIATION: See-bri-an KO-TUT

BIRTHDATE: 06 June 1992

PERSONAL BEST: 2:03:22 (Berlin, 2024)



ABBOTT WORLD MARATHON MAJORS

29Sep24	BMW Berlin Marathon.....	2nd.....	2:03:22
15Apr24	Boston Marathon	9th	2:10:29
13Apr14	Virgin Money London Marathon.....	DNF	

[World Athletics Bio](#)

CAREER NOTES

- 2nd 2023 TCS Amsterdam Marathon, 2:04:34
- 1st 2022 Haspa Hamburg Marathon, 2:04:47
- 6th 2022 TCS Amsterdam Marathon, 2:05:15
- 1st 2021 Firenze Marathon
- 1st 2019 Krakow Marathon
- 10th 2017 Singapore Standard Chartered Marathon
- 1st 2016 Paris Marathon
- 3rd 2016 Frankfurt Marathon
- 2nd 2015 Milano City Marathon

PERSONAL NOTES

- Youngest of 9 siblings
- 3 runners in the family including Martin Lel
- Married and father to a girl and boy
- Enjoys: dancing
- Favorite food: Chapati
- Favorite travel place: Puerto Rico
- Coached by Claudio Berardelli and trains with Evans Chebet and Benson Kipruto
- Instagram @kimurgorkotut


SISAY LEMMA

Addis Ababa, Ethiopia

BIB: SISAY

BIRTHDATE: 12 December 1990

PERSONAL BEST: 2:01:48 (Valencia, 2023)



ABBOTT WORLD MARATHON MAJORS

15Apr24 Boston Marathon	1st.....	2:06:17
05Mar23 Tokyo Marathon.....	DNF	
02Oct22 TCS London Marathon	7th	2:07:26
18Apr22 Boston Marathon	DNF	
03Oct21 Virgin Money London Marathon	1st.....	2:04:01
08Aug21 Tokyo Olympic Games Marathon.....	DNF	
04Oct20 London Marathon	3rd.....	2:05:45
01Mar20 Tokyo Marathon.....	3rd.....	2:04:51
29Sep19 BMW Berlin Marathon.....	3rd.....	2:03:36
15Apr19 Boston Marathon.....	30th.....	2:22:08
08Oct17 Chicago Marathon	4th	2:11:01
25Sep16 Berlin Marathon	4th	2:06:56
24Apr16 Virgin Money London Marathon.....	7th	2:10:45

[World Athletics Bio](#)

CAREER NOTES

- 1st in 2023 Valencia Marathon, 2:01:48 PB, becoming 4th man under 2:02
- 2nd in 2023 Prague Marathon
- 1st in 2018 Ljubljana Marathon
- 2nd in 2018 Prague Marathon
- 5th in 2018 Dubai Standard Chartered Marathon
- 3rd in 2017 Dubai Standard Chartered Marathon
- 4th in 2016 Dubai Standard Chartered Marathon
- 1st in 2015 Frankfurt Marathon
- 1st in 2015 Vienna City Marathon
- 5th in 2015 Dubai Standard Chartered Marathon
- 1st in 2013 Warszawa Marathon
- 4th in 2013 Eindhoven Marathon
- 5th in See Genezareth Tiberias Marathon
- 1st in 2012 Capri Marathon

PERSONAL NOTES

- Married and has two boys
- Lives in Sendafa, 40K from Addis Ababa
- Manchester United Fan
- Favorite Food: doro wat
- Favorite Travel Place: The United States
- Coached by Gemedu Dedefo and teammates with Tamirat Tola and Boston champion Lemi Berhanu
- FB: Sisay Lemma

RORY LINKLETTER

Calgary, Alberta, Canada

BIB: LINKLETTER

BIRTHDATE: 12 AUG 1996

PERSONAL BEST: 2:08:01 (Seville, 2024)



ABBOTT WORLD MARATHON MAJORS

03Nov24 TCS New York City Marathon 15th 2:11:45
10Aug24 Paris Olympic Games Marathon 47th 2:13:09
13Oct24 Bank of America Chicago Marathon 45th 2:23:35
27Aug23 Budapest World Championships Marathon 18th 2:12:16
17July22 Eugene World Championships Marathon 20th 2:10:24
11Oct21 Boston Marathon 33rd 2:23:34

[World Athletics Bio](#)

CAREER NOTES

- 1:00:57 Half Marathon PB (Marugame, 2025)
- 13th 2024 Seville Marathon in 2:08:01 becoming the second fastest Canadian marathoner
- 7th 2022 TCS Toronto Waterfront Marathon
- 2nd 2021 California International Marathon
- 6th 2019 Pan American Games 10,000m

PERSONAL NOTES

- Moved to Utah when he was six and has been living in the U.S. since
- 6-time All-American for Brigham Young University
- Married with two children
- Enjoys golfing and watching sports
- Works as an online running coach
- Instagram: @rory_linkletter

CONNER MANTZ

Provo, Utah, USA

BIB: MANTZ

BIRTHDATE: 08 DEC 1996

PERSONAL BEST: 2:07:47 (Chicago, 2023)



ABBOTT WORLD MARATHON MAJORS

03Nov24	TCS New York City Marathon	6th	2:09:00
10Aug24	Paris Olympic Games Marathon	8th	2:08:12
08Oct23	Bank of America Chicago Marathon	6th	2:07:47
17Apr23	Boston Marathon	11th	2:10:25
09Oct22	Bank of America Chicago Marathon	7th	2:08:16

[World Athletics Bio](#)

CAREER NOTES

- Top U.S. finisher at the Paris Olympics Games Marathon
- 2nd 2025 Houston Half Marathon in 59:17 American Record
- 1st 2024 U.S. Olympic Team Trials Marathon
- 1st 2022 USATF 20K Championships
- 1st 2021 and 2020 NCAA Division 1 Cross Country Championships
- 1st 2021 USATF Half Marathon Championships

PERSONAL NOTES

- Married to his wife Kylie, also a runner
- Ran his first half marathon at the age of 12
- Attended Sky View High School in Smithfield, Utah
- Graduate of Brigham Young University and training partner of Clayton Young
- Served as a missionary for the Church of Jesus Christ of Latter-day Saints in Ghana
- Coached by Ed Eyestone
- Instagram: @connermantz

NATHAN MARTIN
Jackson, Michigan, USA

BIB: MARTIN

BIRTHDATE: 8 DEC 1989

PERSONAL BEST: 2:10:45 (Duluth, 2023)



ABBOTT WORLD MARATHON MAJORS

13Oct24.....	Bank of America Chicago Marathon.....	25th.....	2:14:48
05Nov23.....	TCS New York Marathon.....	14th.....	2:16:16
06Nov22.....	TCS New York City Marathon.....	19th.....	2:25:27
07Nov21.....	TCS New York Marathon.....	8th.....	2:12:57

[World Athletics Bio](#)

CAREER NOTES

- Fastest U.S. born Black Marathoner
- 7th 2024 U.S. Olympic Marathon Team Trials
- 4th 2023 Grandma’s Marathon, Duluth
- 9th 2020 The Marathon Project, Arizona
- 3-time U.S. Olympic Marathon Trials qualifier
- 3-time NAIA national champion

PERSONAL NOTES

- Graduate of Spring Arbor University
- Instagram: @nim_i_am
- Grew up with six sisters
- Works as a running coach and teacher
- Coached by James McKirdy

DANIEL MATEIKO

Eldoret, Kenya

BIB: MATEIKO

PRONUNCIATION: Ma-take-o

BIRTHDATE: 04 AUG 1998

PERSONAL BEST: 2:04:24 (Valencia, 2024)



ABBOTT WORLD MARATHON MAJORS

21Apr24 TCS London Marathon	DNF
08Oct23 Bank of America Chicago Marathon.....	DNF
23Apr23 TCS London Marathon	DNF

[World Athletics Bio](#)

CAREER NOTES

- 3rd 2024 Trinidad Alfonso Zurich Valencia Marathon
- 11th 2024 Paris Olympic Games 10,000m
- 1st 2024 Prefontaine Classic 10,000m (26:50.81 PB)
- 8th 2022 World Championships 10,000m
- 58:17 Half Marathon PB (Valencia, 2024)

PERSONAL NOTES

- Born in the Mount Elgon region in Kenya
- Trains with Geoffrey Kamworor and Eliud Kipchoge
- Part of the NN Running Team
- Favorite food: ugali with sukuma wiki and goat
- Coached by Patrick Sang
- Instagram: @danielmateiko

ROBERT MIRANDA
San Mateo, California, USA

BIB: MIRANDA

BIRTHDATE: 20 AUG 2000

PERSONAL BEST: 2:12:07 (Sacramento, 2024)

ABBOTT WORLD MARATHON MAJORS

15Apr24 Boston Marathon 21st 2:16:28

[World Athletics Bio](#)

CAREER NOTES

- 4th 2024 California International Marathon
- 4th Boston Half Marathon in 1:02:09 (fastest time ever run by a U.S. male at the event)
- 6th 2023 California International Marathon
- Qualified for the 2024 U.S. Olympic Marathon Team Trials in his first marathon
- Ran cross country and track at Yale University

PERSONAL NOTES

- Married to Sophia Donovan Miranda
- Ph.D. candidate in mathematics at UCLA and teaching assistant
- Has two German shepherds: Paz and Pico
- Runs with the Hoka Aggies
- Coached by Jon Green
- Favorite food: Mexican food
- Favorite travel: hiking in the Santa Monica mountains
- Instagram @robert_miranda



JOHANNES MOTSCHMANN
Magdeburg, Germany

BIB: MOTSCHMANN

PRONUNCIATION: Mawtch-mahn

BIRTHDATE: 03 AUG 1994

PERSONAL BEST: 2:10:39 (London, 2024)



ABBOTT WORLD MARATHON MAJORS

29Sep24 BMW Berlin Marathon 33rd 2:12:02
21Apr24 TCS London Marathon 9th 2:10:39
27Aug23 Budapest World Championships Marathon 25th 2:14:19
05Mar23 Tokyo Marathon 33rd 2:11:30
25Sep22 BMW Berlin Marathon 24th 2:14:02

[World Athletics Bio](#)

CAREER NOTES

- 5th 2024 Boston Half Marathon
- 11th 2021 Rotterdam Marathon

PERSONAL NOTES

- Works as a running coach
- Holds a master's degree in psychology from Iona College
- Instagram; @johannes.motschmann


ZACH PANNING

Romeo, Michigan, USA

BIB: PANNING

BIRTHDATE: 29 MAR 1995

PERSONAL BEST: 2:09:16 (Chicago, 2024)



ABBOTT WORLD MARATHON MAJORS

13Oct24	Bank of America Chicago Marathon.....	10th.....	2:09:16
27Aug23	Budapest World Championships Marathon.....	12th	2:11:21
09Oct22	Bank of America Chicago Marathon.....	11th.....	2:09:28
10Oct21	Bank of America Chicago Marathon.....	11th.....	2:15:04

[World Athletics Bio](#)

CAREER NOTES

- 6th 2024 U.S Olympic Marathon Team Trials (after leading for 18 miles)
- 1:01:25 Half Marathon PB (Houston, 2025)
- 3 NCAA Division II National Titles

PERSONAL NOTES

- Married to wife Justine who he met at Grand Valley State University where they both ran track and cross country
- Trains with the Hansons-Brooks Original Distance Project team
- Coached by Kevin and Keith Hanson
- Attended Concordia Lutheran High School in Fort Wayne, Indiana
- Favorite food: pizza
- Favorite travel place: Kauai, Hawaii
- Instagram: @zachpanning


TEBELLO RAMAKONGOANA
Gachas Nek, Lesotho

BIB: RAMAKONGOANA

PRONUNCIATION: Teh-bell-oh Ram-a-go-an-a

BIRTHDATE: 13 OCT 1996

PERSONAL BEST: 2:06:18 (Xiamen, 2025) NR



ABBOTT WORLD MARATHON MAJORS

10Aug24	Paris Olympic Games Marathon.....	7th	2:07:58
27Aug23	Budapest World Championships Marathon.....	4th	2:09:57
17July22	Eugene World Championships Marathon.....	35th	2:12:35

[World Athletics Bio](#)

CAREER NOTES

- 2nd 2025 C&D Xiamen Marathon
- 1st 2024 Duluth Half Marathon
- 12th 2024 Osaka Marathon
- 1st 2023 Durban International Marathon
- 3rd 2021 Sanlam Cape Town Marathon

PERSONAL NOTES

- Married and has a son
- Graduate of his high school
- Building a new home for his family
- Favorite place to travel is Flagstaff, Arizona
- Favorite food is ugali and beef
- Coached by James McKirdy
- Instagram: @tebelloruns

BRIAN SHRADER
Cambridge, Massachusetts, USA



BIB: SHRADER

BIRTHDATE: 22 JUL 1991

PERSONAL BEST: 2:09:46 (Chicago, 2023)

ABBOTT WORLD MARATHON MAJORS

13Oct24 Bank of America Chicago Marathon.....	14th 2:10:25
21Apr24 TCS London Marathon	10th 2:10:50
08Oct23 Bank of America Chicago Marathon.....	11th 2:09:46
07Nov21 TCS New York Marathon	19th 2:21:55
13Oct19 Bank of America Chicago Marathon.....	22nd 2:13:27
15Apr19 Boston Marathon		DNF

[World Athletics Bio](#)

CAREER NOTES

- 12th 2024 U.S. Olympic Trials 10,000m
- DNF 2023 U.S. 10,000m National Championships
- 3rd 2023 U.S. 15K National Championships
- 3rd 2023 U.S. 25K National Championships
- 5th 2023 U.S. Half Marathon Championships
- 10th 2023 Houston Half Marathon in 1:02:43 PB
- 6th 2018 Sacramento U.S. Marathon Championships
- 1st 2014 U.S. 12K National Championships in 34:11, and American Record

PERSONAL NOTES

- Grew up in Flagstaff, Arizona
- Works as an assistant track and cross-country coach at Harvard University
- 4-time All-American at Northern Arizona University and graduated with a finance degree
- Fiancé is Helen Schlachtenhaufen, also a professional runner
- Instagram: @b_shrader

PATRICK TIERNAN
Australia / Durham, North Carolina, USA



BIB: TIERNAN

BIRTHDATE: 11 SEP 1994

PERSONAL BEST: 2:07:45 (Houston, 2024)

ABBOTT WORLD MARATHON MAJORS

10Aug24 Paris Olympic Games Marathon..... 24th 2:10:34
09Oct22 Bank of America Chicago Marathon..... 16th 2:11:02

[World Athletics Bio](#)

CAREER NOTES

- 3-time Olympian: 2016 5,000m (13h2); 2021 10,000m (18th); 2024 marathon (24th)
- 4th 2024 Chevron Houston Marathon in 2:07:45 PB
- 2nd 2023 B.A.A. Half Marathon
- World Championships: 2017 5,000m (11th), 10,000m (22nd), and cross country (13th); 2019 5,000m (10h1); 2024 cross country (29th)

PERSONAL NOTES

- 8-time All-American at Villanova University; won the 2016 NCAA Division I Cross Country Championships
- Grew up in Toowoomba, Queensland
- Played cricket through primary and high school
- Instagram: @tiernan_pat
- Coached by Alistair Cragg
- Married to professional athlete Angel Piccirillo

TSEGAY TUEMAY WELDLIBANOS

Eritrea/Flagstaff, Arizona

BIB: WELDLIBANOS

BIRTHDATE: 20 December 1995

PERSONAL BEST: 2:07:25 (Sacramento, 2024)

ABBOTT WORLD MARATHON MAJORS

15Apr24 Boston Marathon 33rd 2:22:00
18Apr22 Boston Marathon DNF



[World Athletics Bio](#)

CAREER NOTES


- 1st 2024 California International Marathon
- 1st Mesa Half Marathon, 1:03:26
- 1st 2023 McKirdy Micro Marathon, 2:11:04
- 8th 2023 Grandma's Marathon, 2:12:15
- 12th 2023 B.A.A. Half Marathon
- 7th Philadelphia Marathon
- 3rd 2019 Kosice Peace Marathon
- 6th 2019 Daegu International Marathon, 2:09:07 PB
- 4th 2018 Guangzhou Marathon
- 4th 2018 Ciudad De Mexico Marathon
- 10th 2018 Rotterdam Marathon
- 5th 2017 Hengshui Lake Marathon
- 3-time World Cross Country Championships Eritrean Team

PERSONAL NOTES

- Lives and trains in Flagstaff, Arizona
- Coached by James McKirdy
- Married with one daughter

CLAYTON YOUNG

Provo, Utah, USA



BIB: YOUNG

BIRTHDATE: 14September 1993

PERSONAL BEST: 2:08:00 (Chicago, 2023)

ABBOTT WORLD MARATHON MAJORS

03Nov24	TCS New York City Marathon.....	7th	2:09:21
10Aug24	Paris Olympic Games Marathon.....	9th	2:09:06
08Oct23	Bank of America Chicago Marathon.....	7th	2:08:00
09Oct22	Bank of America Chicago Marathon.....	18th	2:11:51
10Oct21	Bank of America Chicago Marathon.....	13th	2:11:51

[World Athletics Bio](#)

CAREER NOTES

- 10th 2025 Houston Half Marathon
- 9th 2024 Boston 10K
- 13th 2024 New York City Half Marathon
- 2nd 2024 U.S. Olympic Marathon Team Trials
- 1st 2023 USATF National 8K Championships
- 1st 2023 USATF National 20K Championships
- 1st 2021 USATF National 15K Championships
- 136th 2020 U.S. Olympic Marathon Team Trials
- 1st 2019 NCAA Division I National Championships, 10,000m

PERSONAL NOTES

- Graduated from Brigham Young University and holds a master's in engineering
- 8-time NCAA Division I All-American
- Married to Ashley Young and the couple has two daughters, Lucy and Jenna
- Hometown is American Fork, Utah
- Served a two-year mission in North Carolina after high school
- Works as a Mechanical Engineer at Stryker

2025 BOSTON MARATHON PROFESSIONAL WOMEN'S TEAM — PERSONAL BESTS

WOMEN	Personal Best	Country
Amane Beriso.....	2:14:58 (Valencia, 2022)	ETH
Yalemzerf Yehualaw	2:16:52 (Amsterdam, 2024).....	ETH
Irine Cheptai.....	2:17:51 (Chicago, 2024).....	KEN
Joan Melly.....	2:18:04 (Seoul, 2022).....	ROU
Keira D'Amato.....	2:19:12 (Houston, 2022)*.....	USA
Rahma Tusa.....	2:19:33 (Houston).....	ETH
Edna Kiplagat.....	2:19:50 (London, 2012)*.....	KEN
Buze Diriba.....	2:20:22 (Chicago, 2024).....	ETH
Mary Ngugi-Cooper.....	2:20:22 (London, 2022).....	KEN
Sara Hall.....	2:20:32 (Chandler, 2020)*.....	USA
Calli Hauger-Thackery.....	2:21:34 (Berlin, 2024).....	GBR
Hellen Obiri.....	2:21:38 (Boston, 2023).....	KEN
Emma Bates.....	2:22:10 (Boston, 2023).....	USA
Tsige Haileselase.....	2:22:10 (Hamburg, 2023).....	ETH
Sharon Cherop.....	2:22:28 (Berlin, 2013)*.....	KEN
Desiree Linden.....	2:22:38 (Boston, 2011)*.....	USA
Viola Cheptoo.....	2:22:44 (New York City, 2021).....	KEN
Sharon Lokedi.....	2:22:45 (Boston, 2024).....	KEN
Sara Vaughn.....	2:23:24 (Chicago, 2023).....	USA
Lindsay Flanagan.....	2:23:31 (Chicago, 2024).....	USA
Stacy Ndiwa.....	2:23:42 (Chicago, 2024).....	KEN
Gabi Rooker.....	2:24:29 (Chicago, 2024).....	USA
Kellyn Taylor.....	2:24:29 (Duluth, 2018).....	USA
Dakotah Popehn.....	2:24:40 (Chicago, 2023).....	USA
Jackie Gaughan.....	2:24:40 (Sacramento).....	USA
Nell Rojas.....	2:24:51 (Boston, 2023).....	USA
Cynthia Limo.....	2:25:10 (Hamburg, 2024).....	KEN
Lily Partridge.....	2:25:12 (Valencia, 2023).....	GBR
Angie Orjuela.....	2:25:35 (Berlin, 2023) NR.....	COL
Jess McClain.....	2:25:46 (Orlando, 2024).....	USA
Lauren Hagans.....	2:25:47 (Chicago, 2024).....	USA
Tristin Colley.....	2:25:58 (Chicago, 2023).....	USA
Annie Frisbie.....	2:26:18 (New York City, 2021).....	USA
Stephanie Bruce.....	2:28:41 (Sacramento, 2024)*.....	USA
Kodi Kleven.....	2:30:43 (St. George, 2024).....	USA
Hannah Lindholm.....	2:31:18 (Seville, 2024)*.....	SWE
Lindsey Bradley.....	2:31:46 (Indianapolis, 2024).....	USA
Sarah Reiter.....	2:31:58 (Duluth, 2023).....	USA
Diana Bogantes.....	2:32:08 (Valencia, 2023) NR.....	CRC
Jessie Cardin.....	2:33:34 (Chicago, 2022).....	USA
Ashlee Powers.....	2:33:40 (Twin Cities, 2024).....	USA
Kaylee Flanagan.....	2:34:03 (Berlin, 2024).....	USA
Mimi Smith.....	2:34:24 (Chicago, 2023).....	USA
Rachel Hannah.....	2:34:33 (Toronto, 2024).....	CAN
Hailey Bowes.....	2:35:36 (Chicago, 2023).....	USA
Rena Elmer.....	2:35:45 (Duluth, 2024).....	USA
Veronica Eder.....	2:35:46 (Orlando, 2024).....	USA

WOMEN	Personal Best	Country
Claire Benjamin	2:35:53 (Sacramento, 2023)	USA
Amanda Beach	2:35:59 (Indianapolis, 2024)	USA
Abbie McNulty	2:36:00 (Sacramento, 2023)	USA
Sydney Bowman	2:36:01 (NYC, 2023)	USA
Stephanie Rouse	2:36:20 (Sacramento, 2023)	USA
Lucy Dobbs	2:36:33 (Indianapolis, 2023)	USA
Tammy Hsieh	2:37:00 (Sacramento, 2023)	USA
Sarah Czuprynski	2:37:21 (Sacramento, 2024)	USA
Margaret Vido	2:38:06 (Sacramento, 2023)	USA
Lianne Pagano	2:38:26 (Sacramento, 2023)	USA
Dot McMahan	2:38:34 (Orlando, 2024)*	USA
Kylee Raftis	2:38:45 (NYC, 2024)	CAN
Emilee Risteen	2:38:46 (Duluth, 2023)	USA
Allie Hackett	2:38:54 (Duluth, 2023)	USA
Kate Bazeley	2:39:30 (Toronto, 2024)*	CAN
Brooke Starn	2:39:45 (Berlin, 2024)	USA
Meriah Earle	2:39:46 (Orlando, 2024)*	USA
Laurie Knowles	2:41:05 (Duluth, 2024)*	USA
Melissa Perlman	2:42:50 (Chicago, 2025)*	USA
April Lund	2:43:35 (Indianapolis, 2023)*	USA
Amber Green	2:45:37 (St. George, 2023)*	USA
Amber Thielbar	2:45:45 (North Bend, 2024)*	USA

Team as of March 20, 2025

NR = National Record

*=Master's Athlete (40+)

2025 BOSTON MARATHON PROFESSIONAL WOMEN'S TEAM — ALPHABETICAL

WOMEN	Personal Best	Country
Emma Bates.....	2:22:10 (Boston, 2023)	USA
Kate Bazaley.....	2:39:30 (Toronto, 2024)*	CAN
Amanda Beach.....	2:35:59 (Indianapolis, 2024)	USA
Claire Benjamin.....	2:35:53 (Sacramento, 2023)	USA
Amane Beriso.....	2:14:58 (Valencia, 2022)	ETH
Diana Bogantes.....	2:32:08 (Valencia, 2023) NR	CRC
Hailey Bowes.....	2:35:36 (Chicago, 2023)	USA
Sydney Bowman.....	2:36:01 (NYC, 2023)	USA
Lindsey Bradley.....	2:31:46 (Indianapolis, 2024)	USA
Stephanie Bruce.....	2:28:41 (Sacramento, 2024)*	USA
Jessie Cardin.....	2:33:34 (Chicago, 2022)	USA
Irine Cheptai.....	2:17:51 (Chicago, 2024)	KEN
Viola Cheptoo.....	2:22:44 (New York City, 2021)	KEN
Sharon Cherop.....	2:22:28 (Berlin, 2013)*	KEN
Tristin Colley nee Van Ord.....	2:25:58 (Chicago, 2023)	USA
Sarah Czuprynski.....	2:37:21 (Sacramento, 2024)	USA
Keira D'Amato.....	2:19:12 (Houston, 2022)*	USA
Buze Diriba.....	2:20:22 (Chicago, 2024)	ETH
Lucy Dobbs.....	2:36:33 (Indianapolis, 2023)	USA
Meriah Earle.....	2:39:46 (Orlando, 2024)*	USA
Veronica Eder.....	2:35:46 (Orlando, 2024)	USA
Rena Elmer.....	2:35:45 (Duluth, 2024)	USA
Lindsay Flanagan.....	2:23:31 (Chicago, 2024)	USA
Kaylee Flanagan.....	2:34:03 (Berlin, 2024)	USA
Annie Frisbie.....	2:26:18 (New York City, 2021)	USA
Jackie Gaughan.....	2:24:40 (Sacramento)	USA
Amber Green.....	2:45:37 (St. George, 2023)*	USA
Allie Hackett.....	2:38:54 (Duluth, 2023)	USA
Lauren Hagans nee Paquette.....	2:25:47 (Chicago, 2024)	USA
Tsige Haileselase.....	2:22:10 (Hamburg, 2023)	ETH
Sara Hall.....	2:20:32 (Chandler, 2020)*	USA
Rachel Hannah.....	2:34:33 (Toronto, 2024)	CAN
Calli Hauger-Thackery.....	2:21:34 (Berlin, 2024)	GBR
Tammy Hsieh.....	2:37:00 (Sacramento, 2023)	USA
Edna Kiplagat.....	2:19:50 (London, 2012)*	KEN
Kodi Kleven.....	2:30:43 (St. George, 2024)	USA
Laurie Knowles.....	2:41:05 (Duluth, 2024)*	USA
Cynthia Limo.....	2:25:10 (Hamburg, 2024)	KEN
Desiree Linden.....	2:22:38 (Boston, 2011)*	USA
Hannah Lindholm.....	2:31:18 (Seville, 2024)*	SWE
Sharon Lokedi.....	2:22:45 (Boston, 2024)	KEN
April Lund.....	2:43:35 (Indianapolis, 2023)*	USA
Jess McClain.....	2:25:46 (Orlando, 2024)	USA
Dot McMahan.....	2:38:34 (Orlando, 2024)*	USA
Abbie McNulty.....	2:36:00 (Sacramento, 2023)	USA
Joan Melly.....	2:18:04 (Seoul, 2022)	ROU
Stacy Ndiwa.....	2:23:42 (Chicago, 2024)	KEN

WOMEN	Personal Best	Country
Mary Njugi-Cooper	2:20:22 (London, 2022)	KEN
Hellen Obiri	2:21:38 (Boston, 2023)	KEN
Angie Orjuela	2:25:35 (Berlin, 2023) NR	COL
Lianne Pagano	2:38:26 (Sacramento, 2023)	USA
Lily Partridge	2:25:12 (Valencia, 2023)	GBR
Melissa Perlman	2:42:50 (Chicago, 2025)*	USA
Dakotah Popehn	2:24:40 (Chicago, 2023)	USA
Ashlee Powers	2:33:40 (Twin Cities, 2024)	USA
Kylee Raftis	2:38:45 (NYC, 2024)	CAN
Sarah Reiter	2:31:58 (Duluth, 2023)	USA
Emilee Risteen	2:38:46 (Duluth, 2023)	USA
Nell Rojas	2:24:51 (Boston, 2023)	USA
Gabi Rooker	2:24:29 (Chicago, 2024)	USA
Stephanie Rouse	2:36:20 (Sacramento, 2023)	USA
Mimi Smith	2:34:24 (Chicago, 2023)	USA
Brooke Starn	2:39:45 (Berlin, 2024)	USA
Kellyn Taylor	2:24:29 (Duluth, 2018)	USA
Amber Thielbar	2:45:45 (North Bend, 2024)*	USA
Rahma Tusa	2:19:33 (Houston)	ETH
Sara Vaughn	2:23:24 (Chicago, 2023)	USA
Margaret Vido	2:38:06 (Sacramento, 2023)	USA
Yalemzerf Yehualaw	2:16:52 (Amsterdam, 2024)	ETH

Team as of March 20, 2025

NR = National Record

*=Master's Athlete (40+)

EMMA BATES
Boulder, Colorado, USA



BIB: BATES

BIRTHDATE: 08 July 1992

PERSONAL BEST: 2:22:10 (Boston, 2023)

ABBOTT WORLD MARATHON MAJORS

13Oct24 Bank of America Chicago Marathon.....	11th 2:24:00
15Apr24 Boston Marathon	12th 2:27:14
08Oct23 Bank of America Chicago Marathon.....	13th 2:25:04
17Apr23 Boston Marathon	5th 2:22:10
06Nov22 TCS New York City Marathon.....	8th 2:26:53
18Jul22 Eugene World Athletics Championships Marathon.....	7th 2:23:18
10Oct21 Bank of America Chicago Marathon.....	2nd 2:24:20
13Oct19 Bank of America Chicago Marathon.....	4th 2:25:27

[World Athletics Bio](#)

CAREER NOTES

- Holds second fastest U.S. women's marathon time (2:22:10, 2023) at the Boston Marathon, behind Shalane Flanagan (2:22:02, 2014)
- Top American at the 2023 and 2024 Boston Marathons
- 4th 2020 The Marathon Project
- 7th 2020 US Olympic Team Trials
- 1st USATF 25K Championships
- 1st 2018 California International Marathon, USATF National Championships
- 27th 2018 Valencia IAAF World Half Marathon Championships

PERSONAL NOTES

- Grew up in Elk River, Minnesota
- Likes to hike
- 12-time All-American and 2014 NCAA 10,000m champion at Boise State University
- Has lived and trained in Boston (part of the BAA High Performance Team) and Idaho; now lives and trains in Boulder, Colorado with Emma Coburn
- Coached by Joe Bosshard
- Instagram: @emmajanelbates

AMANE BERISO

Addis Ababa, Ethiopia

BIB: BERISO

BIRTHDATE: 13 OCT 1991

PERSONAL BEST: 2:14:58 (Valencia, 2022)



ABBOTT WORLD MARATHON MAJORS

11Aug24.....	Paris Olympic Games Marathon.....	5th.....	2:23:57
03Mar24.....	Tokyo Marathon.....	3rd.....	2:16:58
26Aug23.....	Budapest World Athletics Championships Marathon.....	1st.....	2:24:23
17Apr23.....	Boston Marathon.....	2nd.....	2:21:50
24Sep17.....	Berlin Marathon.....	DNF	
26Feb17.....	Tokyo Marathon.....	DNF	
18Apr16.....	Boston Marathon.....	12th.....	2:39:38

[World Athletics Bio](#)

CAREER NOTES

- Reigning World Marathon Champion
- Finished second to Hellen Obiri at the 2023 Boston Marathon
- 1st 2022 Valencia Trinidad Alfonso Marathon in a then NR 2:14:58
- 1st 2020 Telcel Mexico City Marathon
- 1st 2020 Tata Mumbai Marathon
- 6th p 2018 Toronto Waterfront Marathon
- 2nd 2017 Praha Marathon; 2:22:15
- 2nd 2016 Dubai Standard Chartered Marathon, 2:20:48

PERSONAL NOTES

- Coached by Gemedu Dedefo
- Lives and trains in Addis Ababa; born in Kokosa, Oromia, Ethiopia
- Full name is Amane Beriso Shankule

IRINE CHEPTAI

Kenya

BIB: CHEPTAI

PRONUNCIATION: Chep-tie

BIRTHDATE: 04 FEB 1992

PERSONAL BEST: 2:17:51 (Chicago, 2024)

ABBOTT WORLD MARATHON MAJORS

13 Oct 24 Bank of America Chicago Marathon 3rd 2:17:51


[World Athletics Bio](#)

CAREER NOTES

- 1st 2024 Haspa Marathon Hamburg in 2:18:22 (marathon debut)
- 4th 2024 Boston 10K
- 2nd 2023 Valencia Half Marathon in 1:04:53 PB
- 2nd 2022 Commonwealth Games 10,000m
- 6th 2020 Tokyo Olympic Games 10,000m
- 2017 World Cross Country Championships gold medalist
- 2017 and 2013 World Cross Country Championships, team gold medal
- 2015 World Cross Country Championships, team silver medal

PERSONAL NOTES

- Runs for the National Police Service Team
- Has excelled on the track, roads and cross country



VIOLA CHEPTOO

Iten, Kenya

BIB: CHEPTOO

PRONUNCIATION: Vi-oh-lah Chep-too

BIRTHDATE: 01 March 1989

PERSONAL BEST: 2:22:44 (New York City, 2021)



ABBOTT WORLD MARATHON MAJORS

05Nov23	TCS New York City Marathon	6th	2:28:11
17Apr23	Boston Marathon	13th	2:24:49
06Nov22	TCS New York City Marathon	5th	2:25:34
18Apr22	Boston Marathon	6th	2:23:47
07Nov21	TCS New York City Marathon	2nd	2:22:44

[World Athletics Bio](#)

CAREER NOTES

- 2nd 2021 New York City Marathon, in her debut
- 6th 2021 Adizero Road to Records Half Marathon
- 1st 2020 Napoli Half Marathon, PB of 1:06:47
- 2nd 2019 B.A.A. 5k
- 8th 2016 World Athletics Indoor Championships 1500m
- 6th semi-final heat 2016 Rio Olympic Games 1500m

PERSONAL NOTES

- Grew up the youngest of ten children in Kapsabet
- Married to Elias Ng'isirei
- Sister of 5-time Olympian Bernard Lagat and professional runners Mary Chepkemboi and Robert Cheseret
- Chairperson of Tirop's Angels, a foundation formed after the death of professional runner Agnes Tirop
- Favorite food is chapati
- Coached by Julien De Maria
- Trains in Iten, Kenya
- Graduated from Florida State University with a degree in sociology and nursing
- FSU All-American in cross country and outdoor track

SHARON CHEROP

Marakwet, Kenya

BIB: SHARON

BIRTHDATE: 16 MAR 1984

PERSONAL BEST: 2:22:28 (Berlin, 2013)



ABBOTT WORLD MARATHON MAJORS

15Apr19 Boston Marathon 12th 2:31:41
20Apr15 Boston Marathon 5th 2:26:05
21Apr14 Boston Marathon 6th 2:23:00
29Sep13 Berlin Marathon 2nd 2:22:28
15Apr13 Boston Marathon 3rd 2:27:01
16Apr12 Boston Marathon 1st 2:31:50
27Aug11 Daegu World Athletics Championships Marathon 3rd 2:29:14
18Apr11 Boston Marathon 3rd 2:22:42

[World Athletics Bio](#)


CAREER NOTES

- 4th place finish 2024 Singapore Marathon
- 2nd place finish 2024 Maybank Marathon
- 2nd place finish 2024 ADAC Hannover Marathon
- 3rd place finish 2024 Lagos City Marathon
- 2nd place finish 2023 Buenos Aires Marathon
- 2nd place finish 2023 Kigali Marathon
- 1st place finish 2023 Milano Marathon
- 9th place finish 2023 Mumbai Marathon
- 3rd place finish 2022 Marathon du Gabon Arise Marathon
- 3rd place finish 2022 Buenos Aires Marathon
- 6th place finish 2022 Lagos City Marathon
- 1st place finish 2020 Lagos City Marathon
- 6th place finish 2019 Singapore Marathon
- 5th place finish 2019 Ljubljana Marathon
- 4th place finish 2018 Ljubljana Marathon
- 4th place finish 2018 Roma Marathon
- 6th place finish 2017 Istanbul Marathon
- 3rd place finish 2015 Singapore Marathon
- 2nd place finish 2017 Toronto Waterfront Marathon
- 2nd place finish 2014 Frankfurt Marathon
- 1st place finish 2013 Singapore Marathon
- 1st place finish 2012 Torino Marathon
- 7th place finish 2012 Dubai Standard Chartered Marathon
- 3rd place finish 2011 IAAF World Championships, Daegu
- 1st place finish 2010 Toronto Waterfront Marathon
- 1st place finish 2010 Hamburg Marathon
- 3rd place finish 2009 Nairobi Standard Chartered Marathon
- 4th place finish 2008 Nashville Country Music Marathon
- 3rd place finish 2007 St. Paul Twin Cities Marathon

PERSONAL NOTES

- One of the most prolific marathon runners in the world
- Trains in Marakwet and in Iten
- Started running in primary school and in 2000, at the age of 16 won the bronze medal in the 5,000m at the World Junior Championships
- Inspired by four-time Boston Marathon champion Catherine Ndereba who lived nearby
- Enjoys reading and swimming

TRISTIN COLLEY
Chapel Hill, North Carolina, USA



BIB: COLLEY

BIRTHDATE: 03 OCT 1994

PERSONAL BEST: 2:25:58 (Chicago, 2023)

ABBOTT WORLD MARATHON MAJORS

03Nov24	TCS New York City Marathon.....	13th	2:30:02
08Oct23	Bank of America Chicago Marathon.....	14th	2:25:58
10Oct21	Bank of America Chicago Marathon.....	17th	2:37:25

[World Athletics Bio](#)

CAREER NOTES

- 17th 2024 US Olympic Marathon Team Trails
- 4th 2023 Chevron Houston Marathon
- 5th 2022 Rotterdam Marathon
- 3rd 2021 Grandma’s Marathon
- 52nd 2020 U.S. Olympic Marathon Team Trails

PERSONAL NOTES

- Married to Andrew Colley; maiden name: Tristin Van Ord. The couple has a dog named Smokey
- Graduate of Appalachian State University
- Member of the ZAP Endurance Team
- Grew up in Chapel Hill, North Carolina
- Instagram: @tristinvanord
- Is a youth running coach for Grades 2-8
- Favorite food is Mexican food “with a significant amount of cheese”

KEIRA D'AMATO
Park City, Utah, USA

BIB: D'AMATO

BIRTHDATE: 21 OCT 1984

PERSONAL BEST: 2:19:12 (Houston, 2022)



ABBOTT WORLD MARATHON MAJORS

06Nov23 TCS New York City Marathon 15th 2:31:31
26Aug23 Budapest World Athletics Championships Marathon 17th 2:31:35
25Sep22 BMW Berlin Marathon 6th 2:21:48
18Jul22 Eugene World Athletics Championships Marathon 8th 2:23:34
10Oct21 Bank of America Chicago Marathon 4th 2:28:22
29Sep19 BMW Berlin Marathon 17th 2:34:55
16Apr18 Boston Marathon 46th 2:56:44

[World Athletics Bio](#)


CAREER NOTES

- 1st 2024 USATF 20K National Championships
- 2nd USATF 15K National Championships
- 4th 2023 Boston Half Marathon
- 1:06:39 Half Marathon PB (Southport, 2023 – a then NR)
- 3 National Titles: 2021 HM, 2022 5K, 2022 20K
- 1st 2022 B.A.A. 10k, 31:17 PB
- 1st 2022 Chevron Houston Marathon (2:19:12- a then NR)
- Set World Best time in women's only 10 Mile, 51:23 (Washington, DC, 2020)
- 2nd 2020 The Marathon Project, Arizona
- 15th 2020 USA Olympic Marathon Team Trials
- 4th place finish 2017 Richmond Marathon

PERSONAL NOTES

- 4-time All American and 11-time Patriot League champion at American University
- Has a career in real estate
- Has two children: Thomas and Quin
- Coached by Ed Eyestone
- Instagram: @keiradamato

BUZE DIRIBA
Addis Ababa, Ethiopia



BIB: DIRIBA

PRONUNCIATION: Boo-zoo Deh-ree-bah

BIRTHDATE: 09 Feb 1994

PERSONAL BEST: 2:20:22 (Chicago, 2024)

ABBOTT WORLD MARATHON MAJORS

13Oct24	Bank of America Chicago Marathon.....	4th	2:20:22
15Apr24	Boston Marathon	4th	2:24:04
03Nov19.....	TCS New York City Marathon.....	DNF	

[World Athletics Bio](#)

CAREER NOTES

- 3rd 2025 Houston Half Marathon, 1:06:48
- 3rd 2024 Houston Half Marathon, 1:06:24
- 1st 2023 TCS Toronto Waterfront Marathon, 2:23:11
- 9th 2020 Standard Chartered Dubai Marathon
- 4th 2019 Chevron Houston Marathon
- 1st 2017 B.A.A. 5K
- 5th 2013 World Championships 5,000m
- 9th 2013 World Cross Country Championships
- 10th 2011 World Cross Country Championships U20
- 1st World U20 Championships 5,000m
- 1st at NYC HM, 2018; 1st Bay to Breakers, 2017; 1st Falmouth RR 2017, 1st Manchester Road Race 2017; 1st Crim 10 Miler

PERSONAL NOTES

- Lives and trains in Addis Ababa

LINDSAY FLANAGAN

Superior, Colorado, USA

BIB: FLANAGAN

BIRTHDATE: 24 JAN 1991

PERSONAL BEST: 2:23:31 (Chicago, 2024)



ABBOTT WORLD MARATHON MAJORS

13Oct24 Bank of America Chicago Marathon.....	9th 2:23:31
26Aug23 Budapest World Athletics Championships Marathon	9th 2:27:47
05Mar23 Tokyo Marathon.....	7th 2:26:08
06Nov22 TCS New York Marathon.....	11th 2:29:28
10Oct21 Bank of America Chicago Marathon.....	10th 2:33:20
04Oct20 Virgin Money London Marathon.....	17th 2:37:16
13Oct19 Bank of America Chicago Marathon.....	7th 2:28:08
15Apr19 Boston Marathon	9th 2:30:07
06Aug17 London World Athletics Championships Marathon.....	37 2:39:47
17Apr17 Boston Marathon	11th 2:34:44

[World Athletics Bio](#)

CAREER NOTES

- 9th 2025 Houston Half Marathon in 1:09:17 PB
- 8th 2024 U.S. Olympic Marathon Team Trials, Orlando
- 1st 2022 Gold Coast Marathon
- 10th 2022 Schneider Electric Paris Marathon
- 12th 2020 U.S. Olympic Marathon Team Trials, Atlanta
- 4th 2016 Frankfurt Marathon
- 14th 2016 U.S. Olympic Marathon Team Trials, Los Angeles
- 2nd 2015 Toronto Pan American Games Marathon, Toronto
- 9th 2015 Houston Marathon

PERSONAL NOTES

- Flanagan's sister Kaylee is also in the 2025 Boston Marathon professional field
- Flanagan coaches her sister Kaylee and other runners
- Graduated from the University of Washington with a degree in public health and anthropology
- All-American at University of Washington
- Instagram: @lindsay_flanagan24

ANNIE FRISBIE

Edina, Minnesota, USA

BIB: FRISBIE

BIRTHDATE: 31 DEC 1996

PERSONAL BEST: 2:26:18 (New York City, 2021)



ABBOTT WORLD MARATHON MAJORS

13Oct24	Bank of America Chicago Marathon.....	14th	2:27:52
24Sep23	BMW Berlin Marathon.....	17th	2:27:02
17Apr23	Boston Marathon	20th.....	2:28:45
06Nov22	TCS New York City Marathon.....	21 st.....	2:35:35
07Nov21	TCS New York City Marathon.....	7th	2:26:18

[World Athletics Bio](#)

CAREER NOTES

- 10th 2024 US Olympic Marathon Team Trials, Orlando
- 1st 2024 Duluth Half Marathon in 1:07:34 PB
- 2nd 2022 USATF 10 Mile National Championships
- 3rd 2022 USATF 10K National Championships
- 4th 2022 USATF 20K National Championships
- 8th 2022 United Airlines NYC Half Marathon
- 6th 2022 USATF 15K Championships
- 10th 2022 Houston Half Marathon
- 3rd 2021 USATF 10K Championships

PERSONAL NOTES

- Grew up in River Falls, Wisconsin with her two younger sisters, Karina and Elise
- Lives with boyfriend, Dhru and their two dogs
- All American and graduate of Iowa State University
- Trains with Minnesota Distance Elite and is coached by Chris Lundstrom
- Works as a graphic designer for Olive AI a remote health care company
- Favorite television show is White Lotus
- Trains with Dakotah Popehn

JACKIE GAUGHAN
Boston, Massachusetts, USA

BIB: GAUGHAN

PRONUNCIATION:

BIRTHDATE: 27 Oct 1999

PERSONAL BEST: 2:24:40 (Sacramento, 2024)

ABBOTT WORLD MARATHON MAJORS

13Oct24 Bank of America Chicago Marathon..... 23rd 2:38:40

[World Athletics Bio](#)

CAREER NOTES


- 2nd 2024 California International Marathon in 2:24:40 PB
- 2nd 2024 Bank of America Chicago 13.1
- 25th 2024 US Olympic Marathon Team Trials, Orlando
- 5th 2023 Ottawa International Marathon

PERSONAL NOTES

- Graduated from the University of Notre Dame
- Favorite Book: The Art of Racing in the Rain
- Works as a financial analyst at Goldman Sachs
- Trains with the Green Racing Project Team



LAUREN HAGANS
Little Rock, Arizona, USA



BIB: HAGANS

BIRTHDATE: 27 JUN 1986

PERSONAL BEST: 2:25:47 (Chicago, 2024)

ABBOTT WORLD MARATHON MAJORS

13Oct24 Bank of America Chicago Marathon 13th 2:25:47

[World Athletics Bio](#)

CAREER NOTES

- 6th 2024 USATF 20K Championships, New Haven
- DNF 2024 U.S. Olympic Marathon Team Trials
- 1st 2023 Grandma's Marathon in 2:25:56 (marathon debut)
- 2nd 2023 USATF Half Marathon National Championships, Ft Worth, TX
- 10th 2023 Valencia Half Marathon in 1:09:41 PB
- 4th 2021 USATF Half Marathon National Championships, Hardeeville, SC
- 7th 2021 U.S. Olympic 5,000m Track Trials
- 6th 2019 Pan American Games 5,000m
- 2nd 2018 NACAC Championships 5,000m

PERSONAL NOTES

- Graduate of Baylor University with degree in Exercise Physiology
- Graduate of University of Tennessee with a master's degree in psychology
- Married to Max Paquette; maiden name is Paquette
- Speaks French
- Favorite travel place is Switzerland
- Hometown is Little Rock, Arkansas, USA
- Has an Australian shepherd named Baylor
- Enjoys cooking, traveling, hiking and reading
- Favorite food is chicken tikka masala with garlic naan

TSIGE HAILESLASE

Addis Ababa, Ethiopia

BIB: HAILESLASE

PRONUNCIATION: Si-geh Hi-lee-see-las-ee

BIRTHDATE: 21 Sep 2000

PERSONAL BEST: 2:22:12 (Hamburg, 2023)

ABBOTT WORLD MARATHON MAJORS

21Apr24 TCS London Marathon 2:25:03 .. 10th

[World Athletics Bio](#)

CAREER NOTES

- 3rd 2025 Houston Marathon, 2:25:09
- 6th 2024 Cape Town Marathon, 2:27:07
- 1st 2023 Cape Town Marathon, 2:24:17
- 4th 2023 Hamburg Marathon, 2:22:10 PB
- 1st 2022 Stockholm Marathon, 2:31:48
- 7th Abu Dhabi Marathon, 2:27:06

PERSONAL NOTES

- Lives and trains in Addis Ababa




SARA HALL

Flagstaff, USA

BIB: HALL

BIRTHDATE: 15 April 1983

PERSONAL BEST: 2:20:32 (Chandler, 2020)



ABBOTT WORLD MARATHON MAJORS

13Oct24 Bank of America Chicago Marathon 18th 2:30:12
15Apr24 Boston Marathon 15th 2:27:58
17Apr23 Boston Marathon 17th 2:25:48
18Jul22 Eugene World Athletics Championships Marathon 5th 2:22:10
06Mar22 Tokyo Marathon 8th 2:22:56
10Oct21 Bank of America Chicago Marathon 3rd 2:27:19
04Oct20 Virgin Money London Marathon 2nd 2:22:01
03Nov19 TCS New York City Marathon DNF	
29Sep19 BWM Berlin Marathon 5th 2:22:16
15Apr19 Boston Marathon 15th 2:35:34
26Feb17 Tokyo Marathon 6th 2:28:26
06Nov16 TCS New York City Marathon 9th 2:36:12
24Apr16 Virgin Money London Marathon 12th 2:30:06
11Oct15 Bank of America Chicago Marathon 10th 2:31:14

[World Athletics Bio](#)

CAREER NOTES

- 10th 2024 Valencia Marathon in 2:23:45 Masters American Record
- 5th 2024 U.S. Olympic Marathon Trials, Orlando
- 2nd 2022 Houston Half Marathon, 1:07:15 PB (former American Record)
- 1st 2020 U.S. Marathon Project in 2:20:32
- DNF 2020 and 2016 U.S. Olympic Marathon Trials
- 3rd 2018 Ottawa Marathon
- 1st 2017 California International Marathon
- 6 National Titles
- 15th 2016 World Athletics Championships Half Marathon
- 20th 2015 World Athletics Cross Country Championships
- 8th 2012 World Athletics Indoor Championships 3000m
- Gold Medal 2011 Pan American Games 3,000m steeplechase

PERSONAL NOTES

- 7-time All-American at Stanford; ran Olympic Trials 5000m as a college student and finished 11th
- Married to professional runner Ryan Hall and the couple has four adopted daughters, sisters from Ethiopia: Hana, Mia, Jasmine and Lily
- Founded the Hall Steps Foundation which provides orphan prevention work in Ethiopia
- Raised in Santa Rosa, California; Won the 2000 Footlocker National H.S. Cross Country Championships

CALLI HAUGER-THACKERY

Yorkshire, England / Flagstaff, Arizona, USA



BIB: HAUGER - THACKERY

BIRTHDATE: 9 January 1993

PERSONAL BEST: 2:21:24 (Berlin, 2024)

ABBOTT WORLD MARATHON MAJORS

29Sep24 BMW Berlin Marathon 7th 2:21:24
11Aug24 Paris Olympic Games Marathon DNF

[World Athletics Bio](#)

CAREER NOTES

- 1st 2025 Gate River Run 15K
- 3rd 2025 New York City Half Marathon (1:07:49)
- 2nd 2025 Marugame Half Marathon, 1:06:58 PB
- 1st 2024 California International Marathon, 2:24:28
- Bronze Medal 2024 European Half Marathon Championships; team gold
- 1st McKirdy Micro Marathon, Valley Cottage, NY, 2:22:17 (third fastest European marathon debut, behind Sifan Hassan and Paula Radcliffe)
- 7th 2023 World Athletics Half Marathon Championships

PERSONAL NOTES

- Instagram: @callirianne
- Graduated from University of New Mexico
- Lived in Australia for three years
- Coached by and Married to marathon runner Nick Hauger
- Both parents were runners; Hauger – Thackery’s father, Carl, won the bronze medal at the 1993 World Half Marathon Championships

EDNA KIPLAGAT

Kenya / Colorado

BIB: EDNA

PRONUNCIATION: KIP-la-gat

BIRTHDATE: 15 November 1979

PERSONAL BEST: 2:19:50 (London, 2012)



ABBOTT WORLD MARATHON MAJORS

03Nov24 TCS New York City Marathon	12th 2:29:56
15Apr24 Boston Marathon	3rd 2:23:21
05Nov23 TCS New York Marathon	7th 2:29:40
17Apr23 Boston Marathon	30th 2:34:40
06Nov22 TCS New York City Marathon	4th 2:24:16
18Apr22 Boston Marathon	4th 2:21:40
11Oct21 Boston Marathon	1st 2:24:13
28Sep19 Doha World Athletics Marathon Championships	4th 2:35:36
15Apr19 Boston Marathon	2nd 2:24:13
16Sep18 BMW BERLIN-MARATHON	4th 2:21:18
16Apr18 Boston Marathon	9th 2:47:14
05Nov17 TCS New York City Marathon	4th 2:29:36
06Aug17 London IAAF World Championships Marathon	2nd 2:27:18
17Apr17 Boston Marathon	1st 2:21:52
09Oct16 Bank of America Chicago Marathon	2nd 2:23:28
28Feb16 Tokyo Marathon	3rd 2:22:36
30Aug15 Beijing IAAF World Championships Marathon	5th 2:28:15
26Apr15 Virgin Money London Marathon	10th 2:27:16
02Nov14 TCS New York City Marathon	12th 2:36:24
13Apr14 Virgin Money London Marathon	1st 2:20:21
03Nov13 ING New York City Marathon	9th 2:30:04
10Aug13 Moscow IAAF World Championships Marathon	1st 2:25:44
21Apr13 Virgin London Marathon	2nd 2:21:32
05Aug12 London Olympic Games Marathon	19th 2:27:52
22Apr12 Virgin London Marathon	2nd 2:19:50
27Aug11 Daegu IAAF World Championships Marathon	1st 2:28:43
17Apr11 Virgin London Marathon	2nd 2:20:46
07Nov10 ING New York City Marathon	1st 2:28:20

[World Athletics Bio](#)

CAREER NOTES

- One of the most accomplished marathoners in the world
- Two-time Boston Marathon champion
- Top 5 in 5 World Athletics Marathon Championships
- 3-time winner of the Abbott World Marathon Majors Championships
- First open division pro woman to run all 6 Abbott World Marathon Majors.
- 5-time member of Kenyan Team for World Championships

PERSONAL NOTES

- Kiplagat, husband Gilbert Koech and children Carlos and Wendy live in Colorado
- Also has two adopted children
- Coached by her husband Gilbert Koech
- Hobbies include reading and listening to gospel music
- Favorite food: rice and lamb stew with vegetables

CYNTHIA LIMO

Iten, Kenya

BIB: LIMO

BIRTHDATE: 18 December 1989

PERSONAL BEST: 2:25:10 (Hamburg, 2024)

ABBOTT WORLD MARATHON MAJORS

Debut

[World Athletics Bio](#)

CAREER NOTES

- 1st 2024 Honolulu Marathon
- 2nd 2024 Boilermaker Road Race, Utica
- 6th 2024 Haspa Hamburg Marathon
- 4th New York City Half Marathon
- 1st 2023 Honolulu Marathon
- Silver Medal, 2016 World Athletics Half Marathon Championships

PERSONAL NOTES

- From 2012 through 2016 Limo finished on the podium of more than 40 races before stepping away from running to have a family. After losing one of her three daughters, (Blessed from a spinal birth defect), Limo went through many challenges. She decided to return to racing with the help of Owen Anderson, a friend and agent who has since died of pancreatic cancer.
- Favorite travel place: United States, especially Hawaii
- Favorite food: ugali, chapati and roasted meat
- Also known as Cynthia Jerotich Limo



DESIREE LINDEN
Washington, Michigan, USA

BIB: DES

BIRTHDATE: 26 July 1983

PERSONAL BEST: 2:22:38 (Boston, 2011)



ABBOTT WORLD MARATHON MAJORS

03Nov24	TCS New York City Marathon	11th	2:29:32
15Apr24	Boston Marathon	16th	2:28:27
08Oct23	Bank of America Chicago Marathon	17th	2:27:35
17Apr23	Boston Marathon	18th	2:27:18
06Nov22	TCS New York City Marathon	16th	2:32:37
18Apr22	Boston Marathon	13th	2:28:47
11Oct21	Boston Marathon	17th	2:35:25
03Nov19	TCS New York City Marathon	6th	2:26:46
15Apr19	Boston Marathon	5th	2:27:00
04Nov18	TCS New York City Marathon	6th	2:27:51
16Apr18	Boston Marathon	1st	2:39:54
17Apr17	Boston Marathon	4th	2:25:06
14 Aug 16	Rio de Janeiro Olympic Games Marathon	7th	2:26:08
20 Apr 15	Boston Marathon	4th	2:25:39
02Nov14	TCS New York City Marathon	5th	2:28:11
21Apr14	Boston Marathon	8th	2:23:54
29Sep13	BMW BERLIN-MARATHON	5th	2:29:15
05Aug12	London Olympic Games Marathon	DNF	
18Apr11	Boston Marathon	2nd	2:22:38
10Oct10	Bank of America Chicago Marathon	2nd	2:26:20
23Aug09	IAAF World Championships, Berlin	10th	2:27:53
12Oct08	Bank of America Chicago Marathon	5th	2:31:33
16Apr07	Boston Marathon	18th	2:44:56

[World Athletics Bio](#)

CAREER NOTES

- 11th 2024 U.S. Olympic Trials Marathon; 4th in 2020, 2nd in 2016 and 2012; 13th in 2008
- 2-time Olympian; 7th at 2016 Rio Olympic Games Marathon
- 2018 Boston Marathon champion in driving rain, wind and near freezing temperatures; win marked the first time in 33 years that an American woman earned the coveted olive wreath.
- Has run Boston 11 times; missed the title by 2 seconds in 2011
- 50K world record holder
- Top 5 finisher in 9 Abbott World Marathon Majors
- Silver medalist 2015 Pan American Games 10,000m

PERSONAL NOTES

- Grew up in Chula Vista, California; currently lives in Michigan
- All-American on the track for Arizona State University, where she graduated with a B.A. in religious studies and a B.S. in psychology
- Enjoys traveling and writing
- Is "an espresso addict, a music junkie and a book nerd"
- Married to professional runner and triathlete Ryan Linden
- Two dogs, one named Atlas and the other named Boston
- Co-owner of Linden X2 Coffee
- Author of 'Choosing to Run'
- Podcast co-host with Kara Goucher on "Nobody Asked Us with Des & Kara"

"The Boston Marathon is a race that has captured my heart from day one. The road from Hopkinton to Boston is technical, challenging, and deserves to be respected -- it's a place where true racers thrive."

SHARON LOKEDI

Eldoret, Kenya

BIB: LOKEDI

PRONUNCIATION: Low-KEH-dee

BIRTHDATE: 10 March 1994

PERSONAL BEST: 2:23:23 (New York, 2022)



ABBOTT WORLD MARATHON MAJORS

03Nov24	TCS New York City Marathon.....	9th	2:27:45
11Aug24.....	Paris Olympic Games Marathon.....	4th	2:23:14
15Apr24	Boston Marathon	2nd.....	2:22:45
05Nov23	TCS New York City Marathon.....	3rd.....	2:27:33
06Nov22	TCS New York City Marathon.....	1st.....	2:23:23

[World Athletics Bio](#)

CAREER NOTES

- 1st 2022 Honolulu Half Marathon
- 3rd 2022 B.A.A. 5K in 15:16 PB
- 4th 2022 NYC Half Marathon in 1:08:14 PB
- 2nd 2022 NYC Mini 10K
- 5th B.A.A. 10K
- 1st 2018 10,000m NCAA Division I Outdoor Track and Field Championships

PERSONAL NOTES

- 10-time All American at Kansas University
- BS in Nursing
- Won NYC Marathon in her debut at the distance
- Went to Kapkenda Girls High School and competed in track
- Has three younger siblings: Ceddellah Chelimo, Lince Cheptoo and Mercy Chemutai
- Runs with the UA Mission Run Dark Sky Distance team and coached by Stephen Haas
- Created a running foundation at the Kapkenda Girls High School

JESS MCCLAIN
Phoenix, Arizona, USA

BIB: MCCLAIN

BIRTHDATE: 15 FEB 1992

PERSONAL BEST: 2:25:46 (Orlando, 2024)

ABBOTT WORLD MARATHON MAJORS

03Nov24 TCS New York City Marathon..... 8th 2:27:19

[World Athletics Bio](#)

CAREER NOTES

- 4th 2024 U.S Olympic Marathon Trials, Orlando
- 4th 2024 U.S. Olympic 10,000m Trials, Eugene
- 2nd USATF 20K National Championships, New Haven
- 1st USATF 10K National Championships, Northport
- 4th 2023 Grandma's Marathon
- 1st 2022 Mesa Marathon

PERSONAL NOTES

- Graduate of Stanford University
- 7-time NCAA Division 1 All-American
- Instagram: @jesstonn
- Hometown is Paradise Valley, Arizona, USA
- Won 14 individual state high school titles
- Executive Director of #LoveUp Foundation and Marketing Director of #LovePup Foundation
- Married to Connor McClain; Jess's maiden name is Tonn
- Has a dog named Clyde
- Favorite Running Advice: KEEP IT FUN!! I have had more fun in this sport in the last few years than I have in a long time. Surround yourself with people who make you better on and off the run."
- Favorite food: Japanese, Thai and Chinese food
- Favorite travel place: mountains-French Alps in Chamonix, France and Banff, Canada




JOAN MELLY
Romania/Kenya

BIB: MELLY

BIRTHDATE: 10 NOV 1990

PERSONAL BEST: 2:18:04 (Seoul, 2022)



ABBOTT WORLD MARATHON MAJORS

11 Aug24.....	Paris Olympic Games Marathon.....	DNF	
02 Oct22	TCS London Marathon	5th	2:19:27
03 Oct21	Virgin Money London Marathon.....	7th	2:21:23
03 Mar19	Tokyo Marathon.....	8th	2:26:24

[World Athletics Bio](#)

CAREER NOTES

- 2nd 2024 European Athletics Championships Half Marathon
- 1st 2024 Paris Half Marathon
- 12th 2023 Valencia Marathon
- 1st Romanian 10,000m National Championships
- 1st 2022 Seoul Marathon
- 8th 2020 Valencia Marathon
- 1st 2018 B.A.A. Half Marathon
- 1st 2017 B.A.A. Half Marathon

PERSONAL NOTES

- Also known as Joan Chelimo Melly
- Has a daughter named Ariana
- Married and lives in Kenya, France and Romania
- Works in real estate
- Has four siblings; mother is a teacher and father is a farmer
- “Passionate about charity work and dedicated to helping others in meaningful ways.”

STACY NDIWA

Kenya

BIB: NDIWA

PRONUNCIATION: Ne-dee-wa

BIRTHDATE: 06 DEC 1992

PERSONAL BEST: 2:23:42 (Chicago, 2024)



ABBOTT WORLD MARATHON MAJORS

13Oct24 Bank of America Chicago Marathon..... 10th 2:23:42
08Oct23 Bank of America Chicago Marathon..... 20th 2:31:34

[World Athletics Bio](#)

CAREER NOTES

- 3rd 2025 Kenyan Cross Country Championships
- 1st 2024 and 2023 Peachtree 10k Road Race
- 5th 2024 Boston 10K
- 1st 2024 Los Angeles Marathon
- 2nd 2023 B.A.A. 10K
- 1st 2023 Los Angeles Marathon
- 4th 2022 N Kolay Istanbul Marathon
- Silver medal 2018 Gold Coast Commonwealth Games 10,000m
- Team silver medalist in the 2015 World Championships Cross Country
- 5th 2015 World Championships Cross Country

PERSONAL NOTES

- Gold medalist at the 2008 Commonwealth Youth Games in the 1500m
- Also known as Stacey Chepkemboi Ndiwa

MARY NGUGI-COOPER

Nyahururu, KENYA

BIB: NGUGI-COOPER

PRONUNCIATION: Mar-ee Gu-gi - Cooper

BIRTHDATE: 17 December 1988

PERSONAL BEST: 2:20:22 (London, 2022)



ABBOTT WORLD MARATHON MAJORS:

15Apr24 Boston Marathon 6th 2:24:24
05Nov23 TCS New York City Marathon 5th 2:27:53
17Apr23 Boston Marathon 9th 2:24:33
02Oct22 TCS London Marathon 7th 2:20:22
18Apr22 Boston Marathon 3rd 2:21:32
11Oct21 Boston Marathon 3rd 2:25:20
03Nov19 TCS New York City Marathon 10th 2:27:36
15Apr19 Boston Marathon 7th 2:28:33

[World Athletics Bio](#)

CAREER NOTES:

- 1st 2024 Rome Half Marathon
- 1st 2024 Great North Run Half Marathon
- Bronze Medalist 2016 IAAF World Half Marathon Championships
- Top 10 times in the half marathon average 68:08 with a personal best of 66:29
- Winner of the B.A.A. Half Marathon (2015, 2016), the B.A.A. 10K (2015, 2018) and the B.A.A. 5K (2015)
- Silver Medalist 2014 IAAF World Half Marathon Championships
- 3-time winner of the Utica Boilermaker 15K, with a best of 49:18
- 3-time winner of the World's Best 10K, with a best of 31:41

PERSONAL NOTES:

- Married to Chris Cooper
- Favorite football team: Chelsea
- Favorite food: githeri
- Founder of the Nala Track Club to empower and educate young female runners, addressing gender-based violence in athletics and providing a safe space for growth beyond sports.
- Ngugi is the widow of 2008 Olympic Marathon champion Samuel Wanjiru, and she has a daughter from that marriage named Ann
- Favorite travel: Cyprus
- Coached by Steve Cram and is teammates with Laura Weightman

"Boston is possibly my running home. I have won shorter distances here and love the streets and supporters when out there. One day I would love to win the big one."

HELLEN OBIRI
Boulder, Colorado / Kisii, Kenya

BIB: HELLEN

PRONUNCIATION: Oh- beer-ee

BIRTHDATE: 13 December 1989

PERSONAL BEST: 2:21:38 (Boston, 2023)



ABBOTT WORLD MARATHON MAJORS

03Nov24 TCS New York City Marathon.....	2nd.....	2:24:49
11Aug24 Paris Olympic Games Marathon	3rd.....	2:23:10
15Apr24 Boston Marathon	1 st.....	2:22:37
05Nov23 TCS New York City Marathon.....	1 st.....	2:27:23
17Apr23 Boston Marathon	1 st.....	2:21:38
06Nov22 TCS New York City Marathon.....	6th.....	2:25:49

[World Athletics Bio](#)

CAREER NOTES

- 3-time Olympic medalist and 7-time World Championships individual medalist
- Only woman in history to win world titles in indoor track, outdoor track and cross country
- Gold Medal 2017 & 2019 World Athletics Championships 5,000m
- Gold Medal 2019 World Athletics Cross Country Championships
- Gold Medal 2018 Gold Coast commonwealth Games 5,000m
- Silver Medal 2022 World Athletics Championships 10,000m
- Silver Medal 2020 Tokyo Olympic Games 5,000m
- Silver Medal 2016 Rio de Janeiro Olympic Games 5,000m
- Bronze Medal 2024 Paris Olympic Games Marathon
- Bronze Medal 2013 World Athletics Championships 1500m
- National Records: 1 Mile, 4:16.15 (2018), 2,000m, 5:29.70 (2020), 3,000m 8:20.68 (2014), 3,000m indoor 8:29.41 (2017) 5,000m 14:18.37 (2017)
- World Record 4x1500m, 16:33.58 (Nassau, 2014)
- Half Marathon PB is 1:04:22 (Ras Al Khaimah, 2022)
- 2023 New York City Half Marathon champion

PERSONAL NOTES

- 4-time Olympian: marathon, 1500m, 5,000m, 10,000m
- Trains in Boulder, Colorado with the On Athletics Club (OAC)
- Coached by Dathan Ritzenhein
- Married to Tom Nyaundi and the couple has a daughter, Tania

ANGIE ORJUELA

Bogota, Colombia

BIB: ORJUELA

PRONUNCIATION: An-gee Or-hol-ee-la

BIRTHDATE: 09 May 1989

PERSONAL BEST: 2:25:35 (Berlin, 2023) AR



ABBOTT WORLD MARATHON MAJORS

11 Aug 24	Paris Olympic Games Marathon	75th	2:42:57
15 Apr 24	Boston Marathon	19th	2:32:14
24 Sep 23	BMW Berlin Marathon	16th	2:25:35
18 Apr 22	Boston Marathon	20th	2:35:17
07 Aug 21	Tokyo Olympic Games Marathon	55th	2:40:04
14 Aug 16	Rio Olympic Games Marathon	43rd	2:37:05

[World Athletics Bio](#)

CAREER NOTES

- 3rd 2023 Half Marathons in Lima, San Salvador and Bogota
- 19th 2020 Valencia Marathon
- 48th 2020 IAAF World Half Marathon Championships
- 52nd 2018 IAAF World Half Marathon Championships
- 30th 2016 IAAF World Half Marathon Championships
- 19th 2020 Valencia Marathon, running a PB and NR of 2:29:12
- 12th 2019 Houston Marathon
- Bronze Medalist 2019 Pan American Games Marathon

PERSONAL NOTES

- Runs with the Equipo Porvenir Adidas Team
- Holds an education degree to teach Spanish
- Married and has a daughter
- Adopted a dog and named the dog, Paris because of her 2024 Olympic Games selection
- Favorite food: sushi
- Favorite travel place: Colombia
- Coached by Jose Luis Mareca and trains with her husband in Bogota's El Tunal Park
- Instagram: @anyurunning
- Facebook: Angie Orjuela

LILY PARTRIDGE

Farnham, England

BIB: PARTRIDGE

BIRTHDATE: 09 MAR 1991

PERSONAL BEST: 2:25:12 (Valencia, 2023)



ABBOTT WORLD MARATHON MAJORS

03Nov24	TCS New York City Marathon	15th	2:30:55
04Oct20	Virgin Money London Marathon	DNF		
28Apr19	Virgin Money London Marathon	17th	2:31:53
22Apr18	London Marathon	8th	2:29:24

[World Athletics Bio](#)

CAREER NOTES

- 11th 2024 Great North Run
- 12th 2024 Boston 10K
- 10th 2024 Lisbon Half Marathon
- 21st 2023 Valencia Marathon
- 5th 2023 Big Half London
- 2nd 2023 Great Scottish Run Half Marathon
- 1st 2020 Antrim Coast Half Marathon, British Half Marathon Champion
- 4th 2017 Sevilla Marathon
- 3rd 2015 European Cup 10,000m

PERSONAL NOTES

- Partner is Ben Connor, 2020 Tokyo Olympian
- Coached by Alan Storey
- Works as a running coach: Team Elite Running
- Her parents, Ruth and Richard, were both elite runners for Team GB
- Instagram: @lilypartridge

DAKOTAH POPEHN

Burnsville, Minnesota, USA

BIB: POPEHN

BIRTHDATE: 01 MAY 1995

PERSONAL BEST: 2:24:40 (Chicago, 2023)



ABBOTT WORLD MARATHON MAJORS

03Nov24 TCS New York City Marathon 17th 2:31:45
11Aug24 Paris Olympic Games Marathon 12th 2:26:44
08Oct23 Bank of America Chicago Marathon 12th 2:24:40
17Apr23 Boston Marathon 26th 2:33:53
06Nov22 TCS New York City Marathon DNF	
18Apr22 Boston Marathon 14th 2:29:55
11Oct21 Boston Marathon 12th 2:31:04

[World Athletics Bio](#)

CAREER NOTES

- 3rd 2024 U.S. Olympic Marathon Team Trials, Orlando
- 2nd 2023 Grandma's Marathon, Duluth
- 1st 2022 Grandma's Marathon, Duluth
- 1st 2021 Grandma's Marathon, Duluth
- 2nd 2019 USATF Marathon Championships
- 36th 2020 U.S. Olympic Marathon Team Trials
- 2nd 2019 Medtronic Twin Cities Marathon
- 4th 2019 Grandma's Marathon, Duluth

PERSONAL NOTES

- Married to Montana Popehn; he proposed near the finish line of the Paris Olympic Games Marathon
- Was a walk on to the track and cross country teams at Northern State University in South Dakota and became a Division II All-American
- Enjoys hunting and fishing
- Runs with Minnesota Distance Elite and is coached by Chris Lundstrom
- Teammate of Annie Frisbie, also running the 2025 Boston Marathon
- "My mom is the reason I am a runner; she pushed me to try new sports and find out what I am passionate about. Losing her to cancer in 2020 has been fuel for my fire. I wake up each day to make her proud."

NELL ROJAS
Boulder, Colorado, USA



BIB: ROJAS

BIRTHDATE: 27 NOV 1987

PERSONAL BEST: 2:24:51 (Boston, 2023)

ABBOTT WORLD MARATHON MAJORS

17Apr23 Boston Marathon 14th 2:24:51
06Nov22 TCS New York City Marathon 10th 2:28:31
18Apr22 Boston Marathon 10th 2:25:57
11Oct21 Boston Marathon 5th 2:27:12

[World Athletics Bio](#)

CAREER NOTES

- 9th 2024 Houston Half Marathon in 68:52 PB
- 7th 2024 Pittsburg Half Marathon
- 5th 2023 USA 25K Road Running Championships
- 3rd 2023 Cherry Blossome 10 Mile
- Top U.S. woman at the 2021 and 2022 Boston Marathon
- 9th 2020 U.S. Olympic Marathon Trials
- 17th 2020 U.S. Olympic Trials 10,000m
- 1st 2019 Grandma's Marathon, Duluth
- 7th 2018 Sacramento U.S. Marathon Championships

PERSONAL NOTES

- Was a professional triathlete after college
- Ran for Northern Arizona University and graduated with a BS in exercise science
- Coached by father, Richard Rojas—a former professional runner and 15K world record holder
- Has traveled all over the world and favorite travel places are Southeast Asia and Central America
- Roasts her own coffee
- She won the Bolder Boulder 40 years after her dad won the inaugural race
- Instagram: @nell_rojas_running

GABI ROOKER
Minneapolis, Minnesota, USA

BIB: ROOKER

BIRTHDATE: 09 OCT 1987

PERSONAL BEST: 2:24:29 (Chicago, 2024)

ABBOTT WORLD MARATHON MAJORS

13Oct24 Bank of America Chicago Marathon..... 12th 2:24:29
08Oct23 Bank of America Chicago Marathon..... 11th..... 2:24:35

[World Athletics Bio](#)

CAREER NOTES

- 19th 2024 U.S. Olympic Marathon Team Trials
- 3rd 2023 Grandma’s Marathon, Duluth
- 8th 2022 California International Marathon
- 10th 2022 Grandma’s Marathon, Duluth

PERSONAL NOTES

- Full name is Gabriella Rooker
- Runs with Raev Endurance, Mill City Running
- Works as a physician’s assistant
- Grew up as a competitive gymnast in high school and at the University of Wisconsin-La Crosse
- Was a 6-time Division III national gymnastics champion
- Started running competitively after college with her husband, Alex as her coach
- Instagram: @gabirooker



KELLYN TAYLOR
Flagstaff, Arizona, USA



BIB: TAYLOR

BIRTHDATE: 22 JUL 1986

PERSONAL BEST: 2:24:29 (Duluth, 2018)

ABBOTT WORLD MARATHON MAJORS

03Nov24	TCS New York City Marathon	10th	2:27:59
05Nov23	TCS New York Marathon	8th	2:29:48
07Nov21	TCS New York Marathon	6th	2:26:10
03Nov19	TCS New York City Marathon	7th	2:26:52
16Apr18	Boston Marathon	DNF		
05Nov17	New York Marathon	8th	2:29:56
23Apr17	London Marathon	13th	2:28:51

[World Athletics Bio](#)

CAREER NOTES

- 6th 2024 U.S. Olympic 10,000m Trials
- 15th 2024 U.S. Olympic Marathon Team Trials
- 1st 2023 San Jose Half Marathon
- 3rd 2020 The Marathon Project
- 8th 2020 USA Olympic Team Trials Marathon
- 4th 2019 Prague Marathon
- 1st 2018 Duluth Grandma's Marathon
- 6th 2016 U.S. Olympic Marathon Team Trials
- 6th 2015 Houston Marathon
- Bronze Medal 2015 Pan American Games 5,000m

PERSONAL NOTES


- Instagram: @kellyn_taylor
- Grew up in Sussex, Wisconsin
- Graduated from Wichita State University in 2009 with a degree in exercise science
- Married to Kyle and the couple has four children

RAHMA TUSA
Addis Ababa, Ethiopia

BIB: TUSA

BIRTHDATE: 14 SEP 1993

PERSONAL BEST: 2:19:33 (Houston, 2024)



ABBOTT WORLD MARATHON MAJORS

17Sep23.....	Sydney Marathon.....	2nd.....	2:26:53
18Sep22.....	Sydney Marathon.....	4th.....	2:26:30
04Nov18.....	New York Marathon.....	5th.....	2:27:13

[World Athletics Bio](#)


CAREER NOTES

- 2nd 2024 Beijing Marathon
- 5th 2024 Paris Marathon
- 1st 2024 Houston Marathon
- 2nd 2023 Mumbai Marathon
- 5th 2022 Milano Marathon
- 4th 2021 Valencia Trinidad Alfonso
- 7th 2021 Xiamen Marathon
- 5th 2019 Saitama Marathon
- 4th 2019 Vienna City Marathon
- 6th 2019 Standard Chartered Dubai Marathon
- 1st 2018 Roma Marathon
- 1st 2017 Guangzhou Marathon
- 3rd 2017 Beijing Marathon
- 1st 2017 Roma Marathon
- 3rd 2016 Istanbul Marathon
- 1st 2016 Roma Marathon
- 7th 2016 Xiamen International Marathon
- 3rd 2015 Shanghai International Marathon

PERSONAL NOTES

- Coached by Gemedu Dedefo and trains in Addis Ababa

SARA VAUGHN
Boulder, Colorado, USA



BIB: VAUGHN

PRONUNCIATION: Vonn

BIRTHDATE: 16 May 1986

PERSONAL BEST: 2:23:24 (Chicago, 2023)

ABBOTT WORLD MARATHON MAJORS

03Nov24 TCS New York City Marathon	6th 2:26:56
13Oct24 Bank of America Chicago Marathon.....	DNF	
08Oct23 Bank of America Chicago Marathon.....	10th 2:23:24
17Apr23 Boston Marathon	DNF	
09Oct22 Bank of America Chicago Marathon.....	7th 2:26:23
18Apr22 Boston Marathon	21st 2:36:27

[World Athletics Bio](#)

CAREER NOTES

- DNF 2024 U.S. Olympic Marathon Team Trials
- Top U.S. female at the 2024 NYC Marathon
- 1st 2021 California International Marathon (marathon debut)
- Represented Team USA in the 1500m at the 2017 outdoor World Championships and the 2012 indoor World Championships

PERSONAL NOTES

- Married to and coached by Brent Vaughn, a former professional athlete
- The couple has four children: Kiki, Calia, Cassidy and David
- Graduated from the University of Colorado with degrees in psychology and Spanish
- All-American in Cross Country
- Works as a Realtor in Boulder, Colorado
- Works with &Mother, an organization promoting women combining motherhood and a career
- Grew up in Gering, Nebraska
- Instagram: @smevaughn

YALEMZERF YEHUALAW

Addis Ababa, Ethiopia

BIB: YEHUALAW

PRONUNCIATION: Ya-lem-zerf Ye-hu-a-law

BIRTHDATE: 03 AUG 1999

PERSONAL BEST: 2:16:52 (Amsterdam, 2024)



ABBOTT WORLD MARATHON MAJORS

21Apr24	TCS London Marathon	8th	2:23:26
26Aug23	World Athletics Championships, Budapest	5th	2:26:13
23Apr23	TCS London Marathon	5th	2:18:53
02Oct22	TCS London Marathon	1st.....	2:17:26

[World Athletics Bio](#)

CAREER NOTES

- 1st 2025 Dubai Half Marathon
- 1st 2024 TCS Amsterdam Marathon
- 1st 2024 Antrim Coast Half Marathon, Larne (3-time champion: 2024, 2022, 2021)
- 1st 2022 Haspa Hamburg Marathon in 2:17:23 (then the fastest ever women's marathon debut and an Ethiopian record)
- 2nd Valencia Half Marathon in 1:03:51 PB
- 3rd 2020 World Athletics Half Marathon Championships, Gdynia
- 3rd 2020 All-Africa Games Half Marathon
-

PERSONAL NOTES

- Youngest woman to win the London Marathon
- Eldest of six siblings
- Started running at the age of 12 and then joined the Ethiopian Sports Academy
- Member of the NN Running Team
- Instagram: @yalemzerfyehualaw

10. Para Athletes

Para Bios.....	280
----------------	-----

WAJDI BOUKHILI

Rades, Ben Arous, Tunisia

T11/12 - VISUAL IMPAIRMENT

BIRTHDATE: 20 Sept 1998

PERSONAL BEST: 2:22:01 (Rabat, 2024)

ABBOTT WORLD MARATHON MAJORS:

08SEP2024..... 2024 Paralympics Marathon..... 1st..... 2:22:05



CAREER NOTES

- 2024 Paralympic gold medalist
- 2024 Rabat International Marathon, Morocco: 2:22:01
- 2023 Kumar International Marathon, Tunisia: 2:23:35
- 2023 Marrakech International Marathon, Morocco: 2:24:51
- 2021 Tuscany Marathon, Italy: 2:27:35
- 2020 Paralympics 5,000m and Marathon: 6th

PERSONAL NOTES

- Lives and trains at the National Team Center for People with Special Needs - Rades Ben Arous, Tunisia
- Favorite hobby is listening to music
- Mother's name is Dalila
- One brother named Omar

KELLY BRUNO
Milford, Connecticut, USA

T42/44/62/64 - LOWER LIMB IMPAIRMENT (BELOW KNEE)

BIRTHDATE: 23 March 1984

PERSONAL BEST: 3:22:23 (Corning, 2024)

ABBOTT WORLD MARATHON MAJORS

15APR24 Boston Marathon 1st..... 3:31:30 (marathon debut)

CAREER NOTES

- Competes in distances from 100 meters to 100 miles
- 3-time Ironman finisher, including world championships in Kona, Hawaii
- Competes in trail races from 25K to 24 hours
- After winning her division at the 2024 Boston Marathon, Bruno went on to win the women’s Lower Limb Impairment division at the 2024 Boston 10K (44:59) and the 2024 Boston Half Marathon (1:36:33).

PERSONAL NOTES

- Bruno was born with a birth defect to her right foot and underwent a below-the-knee amputation
- Works as an anesthesiologist and Pain Medicine physician at Yale University
- Enjoys counseling athletes and physicians in lifestyle habits to promote healthy living and longevity in wellness and sport
- Passionate about regenerative practice and sustainable living
- Enjoys traveling abroad, hiking and trail running with her dog, and visiting national parks
- Bruno was on the television reality show Survivor, Season 21



CRISTINA BURBACH

Arlington, Virginia, USA



T35-T38 – COORDINATION IMPAIRMENT

BIRTHDATE: 9 May 1974

PERSONAL BEST: 2:57:42 (Sacramento, 2018)

ABBOTT WORLD MARATHON MAJORS

15APR2024 ... Boston Marathon	1st.....	3:41:17
08OCT2023 ... Chicago Marathon		3:20:29
09OCT2022 ... Chicago Marathon		3:24:40
16APR2018 Boston Marathon		3:12:34
09OCT2016 ... Chicago Marathon		3:09:21

CAREER NOTES

- After winning the inaugural T35-T38 division at the 2024 Boston Marathon, Burbach also won the division in the 2024 Boston 10K and 2024 Boston Half Marathon.
- T36 1500m National Record Holder (2024 Tri-State Games, NJ)
- Top Master at the 2019 Richmond Marathon (VA) and 2023 One City Half Marathon (Newport News, VA)
- Age group wins:
 - 2018 Houston Half Marathon
 - 2018 Love Run Half Marathon
 - 2019 NYRR Gridiron Four Miler
 - 2019 Garry Bjorklund Half Marathon
 - 2025 One City Half-Marathon
 - 2017 RRCA Female Masters Mile Virginia Champion (Loudoun Street Mile, Winchester, VA)

PERSONAL NOTES

- Lives in Arlington, VA, with her partner Brian and three cats
- Trains with Capital Area Runners, and is coached by George Buckheit, where she is the only para-athlete on the team
- Graduate of Georgetown University (1996) and Harvard Law School (2000)
- Works as an attorney
- Hobbies and interests include industrial and electronic music, equestrian sports, and 1980s/1990s era comic books
- Started running in her mid-30s after spending her teenage years competing in equestrian sports
- Cristina was diagnosed with Young Onset Parkinsons Disease in early 2023 and was classified as a Para-athlete at the 2024 Boston Marathon

THOMAS CANTARA
Nashua, New Hampshire, USA



T20 – INTELLECTUAL IMPAIRMENT

BIRTHDATE: 30 August 1990

PERSONAL BEST: 2:31:23 (Berlin, 2024)

ABBOTT WORLD MARATHON MAJORS

2MAR25 Tokyo Marathon	2:36:35
3NOV24 New York City Marathon	2:39:57
29SEP24 Berlin Marathon	2:31:23
15APR24 Boston Marathon	1st..... 2:35:23
9OCT22 Chicago Marathon	2:36:28

CAREER NOTES

- Won 2023 Clarence DeMar Marathon in 2:32:50

PERSONAL NOTES

- Lives in Nashua, New Hampshire, USA
- Affiliated with the Special Olympics New Hampshire Team
- Will be racing the 2025 London Marathon after the 2025 Boston Marathon to obtain his Abbott World Marathon Majors 6-star medal
- Enjoys walking his dog


EL AMIN CHENTOUF

Rabat, Morocco

T11/12 VISION IMPAIRMENT

BIRTHDATE: 8 June 1981

PERSONAL BEST: 2:21:23 (London, 2019)



ABBOTT WORLD MARATHON MAJORS

15APR23 Boston Marathon 1st 2:31:35
28APR19 London Marathon 1st 2:21:23
7OCT18 Chicago Marathon 2:25:30
26ARP15 London Marathon 1st 2:21:33
13APR14 London Marathon 1st 2:25:07
20APR13 London Marathon 1st 2:24:00

CAREER NOTES

- 2-time world record holder:
 - » 5000m T12 in 13:53
 - » 10,000m T12 in 29:39
- 3-time Paralympic gold medalist (marathon 2016 & 2020, 5000m 2012)
- 2016 Paralympic silver medalist: 5000m
- 2024 Paralympic Marathon bronze medalist
- 2013 World Marathon Champion: 1500m, 5000m, marathon

PERSONAL NOTES

- El Amin is married and has two children
- His favorite hobby outside of running is football

MARKO CHESETO LEMTEUKI
Groveland, Florida, USA

T42/44/62/64 - LOWER LIMB IMPAIRMENT (BELOW KNEE)

BIRTHDATE: 8 August 1983

PERSONAL BEST: 2:35:55 (NYC, 2021)



ABBOTT WORLD MARATHON MAJORS

3NOV24	New York City Marathon	2:41:51
15APR24	Boston Marathon 1st.....	2:46:45
5NOV23	New York City Marathon	2:44:25
17APR23	Boston Marathon 1st.....	2:50:02
6NOV22	New York City Marathon	3:13:04
9OCT22	Chicago Marathon	2:51:17
18APR22	Boston Marathon 1st.....	2:37:01
7NOV21	New York City Marathon	2:35:55
11OCT21	Boston Marathon 1st.....	2:53:09
3NOV19	New York City Marathon	2:53:26
13OCT19	Chicago Marathon	2:37:23
15APR19	Boston Marathon	2:42:24
4NOV18	New York City Marathon	2:52:33


CAREER NOTES

- 4-time Boston Marathon Champion (Lower Limb Impairment)
- 2024 Boston 5K champion (18:13)
- 2022 and 2024 Boston 10K champion (35:44, 38:33)
- 2022 and 2024 Boston Half Marathon champion (1:24:54, 1:19:43)
- 2X NCAA West Region Champion (2009, 2010)
- NCAA All-American 2008/2010

PERSONAL NOTES

- Born in Kapenguria, Kenya as the third oldest of 11 children
- Attended the University of Alaska Anchorage on a full cross-country scholarship
- Marko had both feet above the ankles amputated due to frostbite
- He ran his first 5K less than five months post-op
- Founded Alaskena, a pre-K to 8th grade learning center, in his hometown Ptop, Kenya

ATSBHA GEBREMESKEL
Addis Ababa, Ethiopia



T45-T47 – UPPER LIMB IMPAIRMENT

BIRTHDATE: 11 Sept 1998

PERSONAL BEST: 2:43:57 (Boston, 2023)

ABBOTT WORLD MARATHON MAJORS

15Apr24..... Boston Marathon	1st.....	2:54:14
17Apr23..... Boston Marathon	1st.....	2:43:57

CAREER NOTES

- In 2024, Gebremeskel completed the Boston “Grand Slam,” winning his division in the 5K, 10K, half marathon, and marathon.
- World’s best in the half marathon – 1:18:58 Boston, 2024
- World’s best in the 10K – 36:59 Boston, 2024
- Competed in the 2016 Rio Paralympic Games – 1500m

PERSONAL NOTES

- Worked as a high school mathematics and physical education teacher in Addis Ababa, Ethiopia
- Lives and trains in Washington, DC and Maryland
- Favorite food is a burger
- Enjoys reading, watching movies, and playing soccer
- Likes to travel and visit historic sites

TATSIANA KHVITSKO-TRIMBORN
Shawnee, Kansas, USA



T43/61/63 - LOWER LIMB IMPAIRMENT (ABOVE KNEE)

BIRTHDATE: 8 Aug 1990

PERSONAL BEST: 4:00:04 (Boston, 2024)

ABBOTT WORLD MARATHON MAJORS:

15APR24 Boston Marathon 1st..... 4:00:04


CAREER NOTES

- Boston Marathon Champion T43/61/63

PERSONAL NOTES

- As a congenital double amputee, Tatsiana didn't start walking until she was four years old when she got her first prostheses
- Her first run was during college when she received donated running blades
- Holds a master's degree, is married, and has a 6-year-old son and a 16-year-old stepdaughter
- Enjoys aiming for top 10 finishes overall
- Works in the mortgage industry

A D A M P O P P
Boulder, Colorado, USA



T43/61/63 - LOWER LIMB IMPAIRMENT (ABOVE KNEE)

BIRTHDATE: 26 March 1979

PERSONAL BEST: 2:57:25 (Tunnel Light, 2024)

ABBOTT WORLD MARATHON MAJORS

21 Apr24	London Marathon	3:08:52
15 Apr24	Boston Marathon	1st..... 3:11:56
18 Apr22	Boston Marathon	1st..... 3:19:51
11 Oct21	Boston Marathon	2nd..... 3:13:25
15 Apr19	Boston Marathon	3:33:21
17 Apr17	Boston Marathon	4:10:41
6 Nov16	New York City Marathon.....	4:04:56
12 Oct08	Chicago Marathon	2nd..... 1:45:44 (Handcycle)

CAREER NOTES

- 2-time Boston Marathon Champion (T43/61/63)
- 7-time finisher at the JFK 50-miler
- 12 podium finishes in Paratriathlon, including wins at the 2021 and 2022 Americas Triathlon Championships and the 2018 ITU Paratriathlon World Cup
- 2023 Ironman (11:03:06)
- In 2016, Adam became the first above-knee amputee to complete a 100-mile ultramarathon within 30 hours

PERSONAL NOTES

- 12-year Air Force combat veteran and former Explosive Ordnance Disposal (EOD) team leader
- After losing his right leg above the knee in 2007 while disarming a roadside bomb in Afghanistan, he turned to running and endurance sports as a path to recovery and personal growth
- Adam has set the fastest times in the world for the T63 category at every distance from the half marathon to 100 miles
- Holds two master's degrees: Rehabilitation and Clinical Counseling; Sport and Performance Psychology
- Lives outside of Boulder, Colorado, with his wife Amanda and two kids

MELISSA STOCKWELL
Colorado Springs, Colorado, USA

T43/61/63 - LOWER LIMB IMPAIRMENT (ABOVE KNEE)

BIRTHDATE: 31 January 1980

PERSONAL BEST: 3:58:36 (Boston, 2022)



ABBOTT WORLD MARATHON MAJORS

18APR22 Boston Marathon 2nd 3:58:36


CAREER NOTES

- 4-time Paralympian, 2016 Paralympic bronze medalist in the sport of Paratriathlon
- 2022 Boston Marathon: course record (3:58:36) for above the knee amputee (T43/61/63); awarded Guinness World Record for her performance
- 3-time ITU Paratriathlon World Champion (2012, 2011, 2010)
- 12-time World Paratriathlon Event medalist (4 golds, 6 silvers, 2 bronze)
- 4-time USA Paratriathlon National Champion
- 5-time ITU Paratriathlon World Cup medalist (4 golds, 1 silver)

PERSONAL NOTES

- Wounded Veteran, Second Lieutenant, U.S. Army's transportation corps – First female American soldier to lose a limb in active combat in Iraq 2004. Honored with a Purple Heart and a Bronze Star
- Lives and train in Colorado Springs, CO
- Married with two children, Dallas and Millie
- Enjoys participating in outdoor activities: family bike rides, skiing, hiking, camping
- Co-founder with her husband Brian of Dare2tri Paratriathlon club
- Author of "Melissa Stockwell: The Power of Choice"

ANDREW THORSEN
Bremerton, WA, USA



T13 VISION IMPAIRMENT

BIRTHDATE: 28 July 1991

PERSONAL BEST: 2:45:49 (Boston, 2023)

ABBOTT WORLD MARATHON MAJORS

15Apr24	Boston Marathon	1st T13	3:02:23
17Apr23	Boston Marathon	1st T13	2:45:49
18Apr22	Boston Marathon	2nd T13 ..	2:49:46

CAREER NOTES

- 2-time Boston Marathon T13 champion
- 2024 Boston 5K: 4th T11-13 22:00
- 2023 Boston 10K champion: 1st T11-13 38:02
- 2021 California International Marathon: 2nd 2:51:13

PERSONAL NOTES

- Enjoys hiking, camping and skiing in the mountains of Northwest United States
- Favorite sports teams are the Seattle Mariners and the Seahawks
- Fantasy baseball and football enthusiast
- Hobbies include woodworking and playing the guitar
- Has one brother and one sister
- Races with Team With A Vision

RICHARD WHITEHEAD
Nottingham, United Kingdom



T43/61/63 – LOWER LIMB IMPAIRMENT (ABOVE KNEE)

BIRTHDATE: 19 July 1976

PERSONAL BEST: 2:41:36 (Chicago, 2024)

ABBOTT WORLD MARATHON MAJORS:

13OCT24	Bank of America Chicago Marathon	2:41:36
3MAR24.....	Tokyo Marathon	2:52:17
5NOV23	TCS New York Marathon	2:57:32
25SEP16.....	Berlin Marathon	4:19:30
21 APR 13.....	TCS London Marathon	2:42:01
20APR09.....	Boston Marathon	3:02:44

CAREER NOTES

- 3-time Paralympic Games athlete for Team Great Britain (2012, 2016, 2020) 100m/200m
- 2012 & 2016 Paralympic 200m gold medalist
- 2016 Paralympic 100m silver medalist
- 2020 Paralympic 200m silver medalist
- 4 World Championship 200m titles
- Has run more than 80 marathons and would like to run 100 marathons by the end of 2025
- Current world record holder in men's T61 marathon

PERSONAL NOTES

- Born with a double above the knee congenital amputation and uses prostheses to compete
- Founder and now president of the Richard Whitehead Foundation which enables disabled people's ambitions through the power of sport and physical activity
- Ran 40 marathons in 40 days in the UK to raise money for charity in 2013